



Date of Notice: October 10, 2017

**STATE OF RHODE ISLAND
DEPARTMENT OF HEALTH
PUBLIC NOTICE OF PROPOSED RULE MAKING**

In accordance with Rhode Island General Laws (RIGL) 42-35-2.7, notice is hereby given that the Rhode Island Department of Health (RIDOH) proposes to repeal the Rules and Regulations for Bottled Water [R21-23-BB], the Rules and Regulations Prescribing Minimum Standards for Processing, Storage and Transportation of Fish and Fishery Products [R21.27; 21-31; 23-1-FFP], the Rules and Regulations Pertaining to Frozen Food Products [R23-1-FF], the Regulations Pertaining to Sanitary Standards for Manufacturing, Processing, Storage and Transportation of Ice [R23-1-ICE], the Rules and Regulations Prescribing Uniform Retail Meat Identity Standards [R21-33-PBP], the Grade "A" Pasteurized Milk Ordinance (2013 Revision), the Rules and Regulations for Non-Alcoholic Beverages, Drinks and Juices [R21-23-BB], and the Rules and Regulations Pertaining to Current Good Manufacturing Practice in Manufacturing, Packing or Holding Human Food [R21.27; 21-31; 23-1-GMP], and replace them with rules and regulations for Good Manufacturing Practices for Food (216-RICR-50-10-4).

REGULATION TITLE:

Rules and Regulations Pertaining to Current Good Manufacturing Practice in Manufacturing, Packing or Holding Human Food [R21.27; 21-31; 23-1-GMP]

TYPE OF FILING: Repeal with associated adoption

RULEMAKING ACTION: Public Notice of Proposed Rule Making

TIMETABLE FOR ACTION ON THE PROPOSED RULE: The public comment period ends on Friday, November 10, 2017.

SUMMARY OF PROPOSED RULE: The RIDOH is proposing rulemaking to consolidate the eight regulations to be repealed into one set of regulations, adopt several C.F.R. to align with RIDOH's grants, and provide for national consistency.

COMMENTS INVITED: All interested parties are invite to submit written comments concerning the proposed regulations. Written comments can be submitted by mail to Paula Pullano, Rhode Island Department of Health, 3 Capitol Hill, Providence, RI 02908-5097 or by email at paula.pullano@health.ri.gov by the close of **Friday, November 10, 2017**. Please note that comments submitted to RIDOH by other means than the prescribed mailing and email address may not be received and addressed in RIDOH's concise explanatory statement. To ensure that your comments are received, please send them to the prescribed mailing and email address.

WHERE COMMENTS MAY BE INSPECTED: Rhode Island Department of Health, 3 Capitol Hill, Providence, Rhode Island 02908-5097.

FOR FURTHER INFORMATION CONTACT: Paula Pullano, Rhode Island Department of Health, Division of Policy, Information, and Communications, 3 Capitol Hill, Providence, Rhode Island 02908-5097, 401-222-1042, paula.pullano@health.ri.gov.

AUTHORITY FOR THE RULEMAKING: Rhode Island General Laws Chapters 21-27, 21-31, and 23-1.

REGULATORY FINDINGS: In the development of the proposed amendment, consideration was given to: 1) alternative approaches; 2) overlap or duplication with other statutory and regulatory provisions; and 3) significant economic impact on small business. No alternative approach, duplication, or overlap was identified based on available information.

216-RICR-50-10-04

TITLE 216 – DEPARTMENT OF HEALTH

CHAPTER 50 – ENVIRONMENTAL HEALTH

SUBCHAPTER 10 – FOOD PROTECTION

PART 4 – GOOD MANUFACTURING PRACTICES FOR FOOD

4.1 AUTHORITY AND PURPOSE

4.1.1 AUTHORITY

These regulations are promulgated pursuant to the authority conferred by R.I. Gen. Laws Chapters 21-27, 21-31, and 23-1, as amended, and are established for the purpose of adopting minimum safety standards for manufacturing, packing, holding or distributing human food for sale in Rhode Island.

4.1.2 SCOPE

- A. These regulations apply to every person who grows, manufactures, packs, repacks, cans, bottles, keeps, exposes, stores, handles, sells, transports or distributes food in Rhode Island, whether or not for profit. It applies to wholesale food processing operations within food establishments licensed by RIDOH, but does not apply to food prepared in the home for family consumption, or activities regulated by the Rhode Island Food Code (216-RICR-50-10-1) and Processing and Distribution of Shellfish (216-RICR-50-10-06).
- B. The requirements of these regulations include but are not limited to every person who:
 - 1. Operates as a wholesale seafood dealer or a wholesale seafood truck;
 - 2. Cooks, smokes or otherwise processes seafood or combines seafood with non-seafood ingredient(s), for sale at wholesale;
 - 3. Engages in the business of slaughtering livestock or poultry or processing meat or poultry for sale at wholesale;
 - 4. Operates a milk pasteurization plant;
 - 5. Manufactures butter or cheese for sale at wholesale;
 - 6. Manufactures frozen desserts or frozen dessert mix;

7. Manufactures or bottles non-alcoholic beverages, whether carbonated or non-carbonated, for human consumption;
8. Manufactures juice or apple cider for sale at wholesale;
9. Operates a cold storage or refrigerating warehouse, or a food warehouse;
10. Manufactures, processes or distributes any food not specifically named in this section, including dietary supplements, for sale at wholesale.

4.1.3 INCORPORATION BY REFERENCE

- A. These regulations hereby adopt and incorporate the FDA Food Safety Modernization Act (FSMA) Final Rule on Preventive Controls for Human Food 21 C.F.R. §117 (2015) by reference, not including any further editions or amendments thereof and only to the extent that the provisions therein are not inconsistent with these regulations.
- B. These regulations hereby adopt and incorporate the FDA FSMA Final Rule on Sanitary Transportation of Human and Animal Food 21 C.F.R. § 1 (2016) by reference, not including any further editions or amendments thereof and only to the extent that the provisions therein are not inconsistent with these regulations.
- C. These regulations hereby adopt and incorporate the FDA FSMA Final Rule for Mitigation Strategies to Protect Food Against Intentional Adulteration rule 21 C.F.R. § 121 (2016) by reference, not including any further editions or amendments thereof and only to the extent that the provisions therein are not inconsistent with these regulations.
- D. These regulations hereby adopt and incorporate the FDA Grade "A" Pasteurized Milk Ordinance (2015) by reference, not including any further editions or amendments thereof and only to the extent that the provisions therein are not inconsistent with these regulations.

4.2 DEFINITIONS

- A. The following definitions shall apply in the interpretation and application of these Regulations:
 1. "Administrative Penalty" means a civil monetary fine that RIDOH may assess pursuant to statutory authority.
 2. "Adulterated Food" means the definition in R.I. Gen. Laws § 21-31-10 and as described below.
 3. "Air Temperature" means that steady temperature determined by allowing the probe of an accurate thermometer or other appropriate means of

temperature measurement to equilibrate to the temperature of a representative area of the air environment in question.

4. "Approved Laboratory" means a laboratory approved by the Director or certified by the EPA or certified by the primary enforcement authority in any state which has been granted primacy by EPA or certified (accredited) by a third-party organization acceptable to a primacy state.
5. "Approved Source," when used in reference to a bottled water plant's product water or water used in the plant's operation, means the source of the water whether it be from a spring, artesian well, drilled well, public or community water system or any other source that has been inspected and the water sampled, analyzed and found to be of a safe and sanitary quality, per standards approved by the Director.
6. "Bottled Water" means bottled water as defined in 21 C.F.R. § 129.3(b).
7. "Bottled Water Plant" means any place or establishment in which bottled water is prepared for sale.
8. "Bulk Water" means water intended for potable uses, which is transported via tanker truck or an equivalent means from one area to another for the purposes of treatment, processing, packaging and/or human consumption, including bottling purposes.
9. "Carbonated Non-Alcoholic Beverage" means a carbonated beverage of any flavor containing no alcohol and includes but is not limited to soda water, sparkling water made with added carbon dioxide, seltzer water, carbonated water and tonic water.
10. "Carbonated Water" or "Sparkling Water" means bottled water containing carbon dioxide.
11. "Center" means the Center for Food Protection of the Rhode Island Department of Health.
12. "C.F.R." means the Code of Federal Regulations.
13. "Critical Violation" means any violation by a facility or any other occurrence or condition in a facility that has the potential to pose a threat to public health.
14. "Dedicated" shall mean equipment used exclusively for the bottling, manufacturing for water and food.
15. "Denature" means to use a material to render an article unfit for human consumption.

16. "DEM" means the Rhode Island Department of Environmental Management.
17. "Director" means the Director of RIDOH.
18. "Embargo" means action taken pursuant to R.I. Gen. Laws § 21-31-6.
19. "EPA" means the U.S. Environmental Protection Agency.
20. "Equipment" means items used in the storage, preparation, display, or transportation of food such as stoves, ovens, hoods, slicers, grinders, mixers, scales, cutting blocks, tables, food shelving, reach-in refrigerators and freezers, sinks, ice makers, dishwashers, steam tables, utensils and similar items used in the operation of a food processing operation.
21. "Facility" means the premises or parts thereof, and delivery or other vehicles used for or in connection with the slaughtering, preparing, processing, manufacturing, packaging, repackaging, canning, bottling, keeping, exposing, storing, handling, distributing, transporting or holding of food. It does not include a food establishment as defined in the Rhode Island Food Code.
22. "Farm Warehouse (meat products)" means a frozen storage area on a farm used to hold meat that has been slaughtered and packaged in a USDA facility.
23. "Fluoridated Water" means bottled water containing fluoride. The label shall specify whether the fluoride is naturally occurring or added. Any water which meets the definition of this subsection shall contain not less than 0.8 milligrams per liter fluoride ion and otherwise comply with the FDA quality standards in 21 C.F.R. Part 165.110(b)(4)(ii).
24. "FDA" means the U.S. Food and Drug Administration.
25. "Food" means articles used for food or drink for man or other animals; chewing gum; articles used for components of any such article; includes raw materials and ingredients; as defined in the federal Food, Drug and Cosmetic Act, 21 U.S.C. § 321(f). Food includes dietary supplements as defined in the federal Food, Drug and Cosmetic Act, 21 U.S.C. § 321(ff).
26. "Food-Contact Surfaces" means those surfaces that contact human food and those surfaces from which drainage onto the food or onto surfaces that contact the food ordinarily occurs during the normal course of operations. Food-contact surfaces includes utensils and food-contact surfaces of equipment.
27. "Freezing" means the removal of latent heat from the product, so that it enters a solid state.

28. "Frozen" means the temperature of the product (except frozen desserts) has reached 0°F (-18°C) or lower at the thermal center, after thermal stabilization.
29. "Frozen Dessert Mix" means any unfrozen mixture to be used in the manufacture of frozen desserts or milk shakes.
30. "Frozen Food" means articles in package form used for food or drink for man or other animals, which have been preserved by freezing.
31. "FSIS" means the Food Safety and Inspection Service of the U.S. Department of Agriculture.
32. "Grade A" means the standard of quality which may be attached to all those products which meet the requirements of and have been processed in accordance with the requirements of the RIDOH's administrative regulations based on the Grade "A" Pasteurized Milk Ordinance (PMO).
33. "Hermetically Sealed Container" means a container designed and intended to be secure against the entry of microorganisms and to maintain the commercial sterility of its contents after processing.
34. "Imminent Danger to the Public Health" means any occurrence or condition which has the potential to pose a serious threat to public health and shall include, but not be limited to:
 - a. A loss of water supply that may result in adulteration of food;
 - b. The use of an unapproved source of water within the facility;
 - c. A failed sewer system or a sewage backup into the facility;
 - d. A power outage that may result in adulteration of food;
 - e. Information that indicates that food may have been intentionally adulterated;
 - f. The facility has been subject to one or more of the following: flood, fire, chemical exposure, natural disaster and/or catastrophic event;
 - g. An employee is found to be infected with a communicable disease;
 - h. A food-borne illness outbreak that appears to be associated with the facility;
 - i. Severe unsanitary conditions that threaten to contaminate the facility, a part of the facility, or a particular product;

- j. Failure to comply with an order to correct a critical deficiency immediately;
 - k. Failure to submit an approved correction plan for a critical deficiency in timely manner;
 - l. Failure to comply with an approved correction plan for a critical deficiency in a timely manner; or
 - m. Failure to carry out a product recall.
 - n. The failure to include other violations, occurrence or conditions in Imminent Danger to the Public Health shall not be construed as a determination that such other violations, occurrences or conditions are not or may not be considered an imminent danger to the public health.
35. "Inedible" means adulterated or not intended for use as human food.
36. "Inspector" means an agent of the Rhode Island Department of Health, as defined in R.I. Gen. Laws § 21-31-21.
37. "Juice" means the aqueous liquid expressed or extracted from one or more fruits or vegetables, purees of the edible portions of one of more fruits or vegetables, or any concentrates of such liquid or puree.
38. "Label" means a display of written, printed, or graphic matter upon the immediate container of any article; and a requirement made by or under authority of these Regulations that any word, statement, or other information appear on the label shall not be considered to be complied with unless such word, statement, or other information also appears on the outside container or wrapper, if any there be, of the retail package of such article, or is easily legible through the outside container or wrapper, as defined in the federal Food, Drug and Cosmetic Act, 21 U.S.C. § 321(k).
39. "Labeling" means all labels and other written, printed, or graphic matter:
- a. upon any article or any of its containers or wrappers, or
 - b. accompanying such article, as defined in the federal Food, Drug and Cosmetic Act, 21 U.S.C. § 321(m).
40. "Landing" means that point in time when seafood has been brought on-shore after harvesting.
41. "Law" means any applicable federal, state or local statute, ordinances and regulations.

42. "License" means any license or permit issued by RIDOH pursuant to these regulations and applicable statutes.
43. "Licensee" means any person who holds a license or permit issued by RIDOH pursuant to these regulations and applicable statutes.
44. "Livestock" means any animal raised commercially or privately, excluding poultry, which can or may be used in and for the preparation of meat or meat food products. In these regulations, livestock includes so-called non-amenable animals raised for sale as food, including but not limited to buffalo, rabbits, frogs and turtles.
45. "Major Food Allergen" means a major food allergen as defined by 21 U.S.C. § 321(qq).
46. "Meat" except as used in §4.6 of this Part, means the edible portion of livestock or wild-caught animals after slaughter.
47. "Meat Food Product" means any article used as human food which is made wholly or in part from any meat or other portion of the carcass of any livestock, except those exempted from definition as a meat food product pursuant to 9 C.F.R. Part 317.
48. "Misbranded Food" means the definition of R.I. Gen. Laws § 21-31-11.
49. "Noncompliance," "Failure to Comply," and "Violation" each mean any act or failure to act that constitutes or results in one or more of the following:
 - a. Engaging in any operation subject to these regulations or applicable statute, without a license, permit, or approval whenever engaging in such an operation requires a license, permit or approval;
 - b. Engaging in any activity prohibited by, or not in compliance with these regulations or other applicable statute or regulation, or prohibited by or not in compliance with any order, license, permit, approval, certification, guideline, policy or protocol issued by RIDOH pursuant to these regulations or applicable statute.
 - c. Failing to do, or failing to do in a timely manner, anything required by these regulations or other applicable statute or regulation, or required by any order, license, permit, approval, certification, guideline, policy or protocol issued by RIDOH pursuant to these regulations or applicable statute.
50. "Pasteurization Plant" means a facility for the pasteurization of milk.

51. "Person" means any individual, partnership, corporation, association or other legal entity.
52. "Person in Charge" means the individual present in the facility who has actual or apparent authority to supervise the activities of the facility and the employees at the time of the inspection.
53. "Pest" refers to any objectionable animals or insects including, but not limited to, birds, rodents, flies and larvae.
54. "Potentially Hazardous Food (PHF)", has the same meaning as "Time Temperature Control for Safety Food (TCS)".
55. "Poultry" means any bird, whether live or dead, intended for use as food.
56. "Poultry food product" means any product capable of use as human food which is made wholly or in part from any poultry carcass or part thereof, except those exempted from definition as a poultry product pursuant to 9 C.F.R. § 381.15.
57. "Public Water System" means a system for the provision to the public of water for human consumption, as defined by 42 U.S.C. § 300(f), the Safe Drinking Water Act, in compliance with R.I. Gen. Laws or comparable standards of the state or foreign country where the public water system is located.
58. "Reduced Oxygen Packaging" (ROP) means the removal or partial removal of oxygen from a package with or without replacing it with a gas mixture, to control food spoilage. ROP includes controlled atmospheric packaging (CAP), modified atmospheric packaging (MAP), straight vacuum packaging (VP), sous vide and cook-chill.
59. "Refrigeration" means mechanical lowering of the temperature of food to, at a maximum, 41°F (5°C), or to a temperature required by other applicable law, regulation or ordinance.
60. "Regulatory Agency" means the Rhode Island Department of Health, Center for Food Protection.
61. "Remodel" means to make a material change to the facility.
62. "Retail" means sale to the ultimate consumer.
63. "Retail Seafood Dealer" means a person who sells raw, fresh or frozen seafood directly to the consumer.
64. "RIDOH" means the Rhode Island Department of Health.

- 65. "R.I. Gen. Laws" means the General Laws of Rhode Island, as amended.
- 66. "Safe and Suitable" means that the ingredient performs an appropriate function in the food in which it is used and is used at a level no higher than necessary to achieve its intended purpose in that food.
- 67. "Seafood" means all fish and/or fishery products.
- 68. "Sell" means to sell, offer or expose for sale, barter, trade, deliver, give away, possess with intent to sell, or dispose of in any other commercial manner.
- 69. "Shelf Life" means a period after the date of packaging during which a food product has no significant risk of spoilage, loss of nutritional value, or loss of palatability, given compliance with recommended conditions of storage and handling as disclosed on the label of such product.
- 70. "These Regulations" shall mean all parts of the rules and regulations for Good Manufacturing Practices for Food (216-RICR-50-10-04).
- 71. "Time Temperature Control for Safety Food (TCS)" means any food or food ingredient, natural or synthetic, in a form capable of supporting a) the rapid and progressive growth of infectious or toxigenic microorganisms or b) the slower growth of *Clostridium botulinum*.
- 72. "USDA" means the United States Department of Agriculture.
- 73. "Water Source" means any ground or surface water body and the site from which water is withdrawn.
- 74. "Wholesale" means sale to other than the ultimate consumer.
- 75. "Wholesale Seafood Dealer" means a person who in a facility does any or all of the following: handling, storing, preparing, heading, eviscerating, shucking, freezing, manufacturing, preserving, packing, labeling or shipping raw fish and/or shellfish, whether frozen or unfrozen, for sale at wholesale.
- 76. "Wild Game" means an animal that is used for food, that is not domesticated and that is harvested in the wild, including but not limited to wild deer, elk, moose, rabbits, squirrels and raccoons, and wild birds such as ducks, pheasants, quail and turkeys.

4.2.1 ADULTERATED FOOD

- A. The criteria and definitions in these Regulations shall apply in determining whether a food is adulterated:

1. Within the meaning of R.I. Gen. Laws § 21-31-10(1)(iii) in that the food has been manufactured under such conditions that it is unfit for food; or
 2. Within the meaning of R.I. Gen. Laws § 21-31-10(1)(iv) in that the food has been prepared, packed or held under insanitary conditions whereby it may have become contaminated with filth, or whereby it may have been rendered injurious to health.
- B. The criteria and definitions in these Regulations also apply in determining whether a food is in violation of § 361 of the Public Health Service Act (42 U.S.C. § 264).
- C. Food covered by specific current good manufacturing practice regulations is also subject to the requirements of these regulations.
- D. For the purposes of these Regulations, a food shall be deemed to be adulterated:
1. Poisonous, Insanitary or Deleterious Ingredients
 - a. If it bears or contains any poisonous or deleterious substance which may render it injurious to health; but if the substance is not an added substance such food shall not be considered adulterated under §4.2.1(D)(1)(a) of this Part if the quantity of such substance in such food does not ordinarily render it injurious to health; or
 - b. If it bears or contains any added poisonous or added deleterious substance (other than a substance that is a pesticide chemical residue in or on a raw agricultural commodity or processed food, a food additive or a color additive) that is unsafe within the meaning of § 408(a) of the Federal Food, Drug and Cosmetic Act; or
 - c. If it bears or contains a pesticide chemical residue that is unsafe within the meaning of § 408(a) of the Federal Food, Drug and Cosmetic Act; or
 - d. If it is or if it bears or contains:
 - (1) any food additive that is unsafe within the meaning of § 409 of the Federal Food, Drug and Cosmetic Act; or
 - (2) a new animal drug (or conversion product thereof) that is unsafe within the meaning of § 512 of the Federal Food, Drug and Cosmetic Act; or
 - e. If it consists in whole or in part of any filthy, putrid or decomposed substance, or it is otherwise unfit for food; or

- f. If it has been prepared, packaged or held under insanitary conditions whereby it may have become contaminated with filth or whereby it may have been rendered injurious to health; or
 - g. If it is, in whole or in part, the product of a diseased animal or of an animal which has died otherwise than by slaughter; or
 - h. If its container is composed, in whole or in part, of any poisonous or deleterious substance which may render the contents injurious to health; or
 - i. If it has been intentionally subjected to radiation, unless the use of radiation was in conformity with a regulation or exemption in effect pursuant to § 409 of the Federal Food, Drug and Cosmetic Act.
- 2. Absence, Substitution or Addition of Constituents
 - a. If any valuable constituent has been in whole or in part omitted or abstracted therefrom; or
 - b. If any substance has been substituted wholly or in part therefore; or
 - c. If damage or inferiority has been concealed in any manner; or
 - d. If any substance has been added thereto or mixed or packed therewith to increase its bulk or weight, or reduce its quality or strength or make it appear better or of greater value than it is.
- 3. Color Additives
 - a. If it is, or it bears or contains, a color additive which is unsafe within the meaning of § 721(a) of the Federal Food, Drug and Cosmetic Act.
- 4. Confectionary Containing Alcohol or Nonnutritive Substance. If it is confectionary, and:
 - a. Has partially or completely imbedded therein any nonnutritive object except that this requirement shall not apply in the case of any nonnutritive object where the FDA has determined that such object is of practical functional value to the confectionary product and would not render the product injurious or hazardous to health;
 - b. Bears or contains any alcohol other than alcohol not more than one-half of one per centum (0.5%) by volume derived solely from the use of flavoring extracts, except that this requirement shall not apply to confectionary which is introduced or delivered for introduction into, or received or held for sale in, interstate

commerce if the sale of such confectionary is permitted under the laws of the state in which such confectionary is intended to be offered for sale; or

- c. Bears or contains any nonnutritive substance, except that this requirement shall not apply to a safe nonnutritive substance which is in or on confectionery due to its use for some practical functional purpose in the manufacture, packaging, or storage of such confectionery if the use of the substance does not promote deception of the consumer or otherwise result in adulteration or misbranding in violation of any provision of these Regulations.

5. Oleomargarine Containing Filthy, Putrid, etc., Matter.

- a. If it is oleomargarine or margarine or butter and any of the raw material used therein consisted in whole or in part of any filthy, putrid or decomposed substance or such oleomargarine or margarine or butter is otherwise unfit for food.

6. Dietary Supplement or Ingredient: Safety. If it is a dietary supplement or contains a dietary ingredient that:

- a. Presents a significant or unreasonable risk of illness or injury under:
 - (1) conditions or use recommended or suggested in labeling, or
 - (2) if no conditions of use are suggested or recommended in the labeling, under ordinary conditions of use; or
- b. Is a new dietary ingredient for which there is inadequate information to provide reasonable assurance that such ingredient does not present a significant or unreasonable risk of illness or injury; or
- c. The FDA declares that it poses an imminent hazard to public health or safety; or
- d. Is or contains a dietary ingredient that renders it adulterated under § 4.2.1(D) of this Part under the conditions of use recommended or suggested in the labeling of such dietary supplement.

7. Dietary Supplement: Manufacturing Practices.

- a. If it is a dietary supplement and it has been prepared, packed or held under conditions that do not meet current good manufacturing practices standards established by these Regulations or regulations promulgated by the FDA, including, when necessary, expiration date labeling.

8. Unsanitary Transport

- a. If it is transported or offered for transport by a shipper, carrier by motor vehicle or rail vehicle, receiver or any other person engaged in the transportation of food under conditions that are not in compliance with regulations promulgated under § 416 of the Federal, Food, Drug and Cosmetic Act.

4.3 ADOPTION OF FEDERAL REGULATIONS

- A. All licensees and permit holders shall comply with all federal regulations that are applicable to the type of food processing that they conduct. Such regulations include but are not necessarily limited to the following.

1. Food Processing

- a. 21 C.F.R. Part 106 (except § 106.120): Infant Formula Quality Control Procedures;
- b. 21 C.F.R. Part 109: Unavoidable Contaminants in Food for Human Consumption and Food-Packaging Materials;
- c. 21 C.F.R. Part 110: Current Good Manufacturing Practice in Manufacturing, Packing or Holding Human Food;
- d. 21 C.F.R. Part 111: Current Good Manufacturing Practice in Manufacturing, Packaging, Labeling or Holding Operations for Dietary Supplements;
- e. 21 C.F.R. Part 113: Thermally Processed Low-Acid Foods Packaged in Hermetically Sealed Containers;
- f. 21 C.F.R. 108.35: Emergency Permit Control - Thermal Processing of Low-Acid Foods Packaged in Hermetically Sealed Containers;
- g. 21 C.F.R. Part 114: Acidified Foods;
- h. 21 C.F.R. 108.25: Emergency Permit Control - Acidified Foods;
- i. 21 C.F.R. Part 115: Shell Eggs;
- j. 21 C.F.R. Part 117: Current Good Manufacturing Practice and Hazard Analysis and Risk-Based Preventive Controls for Human Food;
- k. 21 C.F.R. Part 118: Production, Storage and Transportation of Shell Eggs;

- l. 21 C.F.R. Part 120: Hazard Analysis and Critical Control Point (HACCP) Systems;
 - m. 21 C.F.R. Part 123: Fish and Fishery Products;
 - 1n. 21 C.F.R. Part 129: Processing and Bottling of Bottled Drinking Water.
- 2. Food Labeling
 - a. 21 C.F.R. Part 1: General Enforcement Regulations:
 - (1) Subpart B: General Labelling Requirements;
 - b. 21 C.F.R. Part 100: General:
 - (1) Subpart G: Specific Administrative Rulings and Decisions;
 - c. 21 C.F.R. Part 101: Food Labeling (except § 101.69 and § 101.108);
 - d. 21 C.F.R. Part 102 (except § 102.19): Common or Usual Name for Nonstandardized Foods;
 - e. 21 C.F.R. Part 104: Nutritional Quality Guidelines for Foods;
 - f. 21 C.F.R. Part 105: Foods for Special Dietary Use;
 - g. 21 C.F.R. Part 107 (except § 107.200-107.280): Infant Formula;
 - h. 21 C.F.R. Part 190: Dietary Supplements;
 - i. 9 C.F.R. Part 317: Labeling, Marking Devices and Containers.
- 3. Standards of Identity
 - a. 21 C.F.R. Part 130: Food Standards: General (except 130.5-6, 130.17);
 - b. 21 C.F.R. Part 131: Milk and Cream;
 - c. 21 C.F.R. Part 133: Cheeses and Related Cheese Products;
 - d. 21 C.F.R. Part 135: Frozen Desserts;
 - e. 21 C.F.R. Part 136: Bakery Products;
 - f. 21 C.F.R. Part 137: Cereal Flours and Related Products;

- g. 21 C.F.R. Part 139: Macaroni and Noodle Products;
- h. 21 C.F.R. Part 145: Canned Fruits;
- i. 21 C.F.R. Part 146: Canned Fruit Juices;
- j. 21 C.F.R. Part 150: Fruit Butters, Jellies, Preserves and Related Products;
- k. 21 C.F.R. Part 152: Fruit Pies;
- l. 21 C.F.R. Part 155: Canned Vegetables;
- m. 21 C.F.R. Part 156: Vegetable Juice;
- n. 21 C.F.R. Part 158: Frozen Vegetables;
- o. 21 C.F.R. Part 160: Eggs and Egg Products;
- p. 21 C.F.R. Part 161: Fish and Shellfish;
- q. 21 C.F.R. Part 163: Cacao Products;
- r. 21 C.F.R. Part 164: Tree Nut and Peanut Products;
- s. 21 C.F.R. Part 165: Beverages;
- t. 21 C.F.R. Part 166: Margarine;
- u. 21 C.F.R. Part 168: Sweeteners and Table Syrups;
- v. 21 C.F.R. Part 169: Food Dressings and Flavorings;
- w. 9 C.F.R. Part 319: Definitions and Standards of Identity or Composition.

4. Food Additives

- a. 21 C.F.R. Part 170: Food Additives (except § 170.6, 170.15, 170.17);
- b. 21 C.F.R. Part 172: Food Additives Permitted for Direct Addition to Food for Human Consumption;
- c. 21 C.F.R. Part 173: Secondary Direct Food Additives Permitted in Food for Human Consumption;
- d. 21 C.F.R. Part 174: Indirect Food Additives: General;

- e. 21 C.F.R. Part 175: Indirect Food Additives: Adhesives and Components of Coatings;
- f. 21 C.F.R. Part 176: Indirect Food Additives: Paper and Paperboard Components;
- g. 21 C.F.R. Part 177: Indirect Food Additives: Polymers;
- h. 21 C.F.R. Part 178: Indirect Food Additives: Adjuvants, Production Aids and Sanitizers;
- i. 21 C.F.R. Part 180: Food Additives Permitted in Food or in Contact with Food on an Interim Basis Pending Additional Study;
- j. 21 C.F.R. Part 181: Prior-Sanctioned Food Ingredients;
- k. 21 C.F.R. Part 182: Substances Generally Recognized as Safe;
- l. 21 C.F.R. Part 184: Direct Food Substances Affirmed as Generally Recognized as Safe;
- m. 21 C.F.R. Part 186: Indirect Food Substances Affirmed as Generally Recognized as Safe;
- n. 21 C.F.R. Part 189: Substances Prohibited from Use in Human Food.

5. Color Additives

- a. 21 C.F.R. Part 70: Color Additives (only § 70.20-70.25);
- b. 21 C.F.R. Part 73: Listing of Colors Exempt from Certification (only § 73.1-73.615);
- c. 21 C.F.R. Part 74: Listing of Color Additives Subject to Certification (only § 74.101-706);
- d. 21 C.F.R. Part 81: General Restrictions for Provisional Color Additives for Use in Foods, Drugs and Cosmetics;
- e. 21 C.F.R. Part 82: Listing of Certified Provisionally Listed Colors and Specifications (only § 82.3-82.706).

6. Sanitary Transportation

- a. 21 C.F.R. Part 1: Subpart O: Sanitary Transportation of Human and Animal Food;
- b. 21 C.F.R. Part 11: Electronic Records; Electronic Signatures.

- 7. Intentional Adulteration
 - a. 21 C.F.R. 121: Mitigation Strategies to Protect Food Against Intentional Adulteration.
- 8. Federal Food, Drug and Cosmetic Act
 - a. Definitions: 21 U.S.C. § 321(f), (k), (m) and (ff);
 - b. Prohibited Acts: 21 U.S.C. § 331(a), (b), (c), (d), (e), (f), (k) and (v);
 - c. Penalties: 21 U.S.C. § 333;
 - d. Seizure: 21 U.S.C. § 334;
 - e. Definitions and Standards for Food: 21 U.S.C. § 341;
 - f. Adulterated Food: 21 U.S.C. § 342;
 - g. Misbranded Food: 21 U.S.C. § 343;
 - h. New Dietary Ingredients: 21 U.S.C. § 350(b);
 - i. Regulations and Hearings: 21 U.S.C. § 371;
 - j. Records of Interstate Shipments: 21 U.S.C. § 373;
 - k. Factory Inspection: 21 U.S.C. § 374.

4.4 NATURAL OR UNAVOIDABLE DEFECTS IN FOOD FOR HUMAN USE THAT PRESENT NO HEALTH HAZARD-DEFECT ACTION LEVELS

- A. Compliance with defect action levels does not excuse violation of the requirement of R.I. Gen. Laws Chapter 21-31 that food not be prepared, packed, or held under unsanitary conditions or the requirements of these Regulations that food manufacturers, distributors, and holders shall observe current good manufacturing practice. Evidence indicating that such a violation exists causes the food to be adulterated within the meaning of these Regulations, even though the amounts of natural or unavoidable defects are lower than the currently established defect action levels. The manufacturer, distributor, and holder of food shall always utilize quality control operations that reduce natural or unavoidable defects to the lowest level currently feasible.
- B. The mixing of a food containing defects above the current defect action level with another lot of food is not permitted and renders the final food adulterated within the meaning of these Regulations, regardless of the defect level of the final food.

4.5 SUPPLEMENTAL REGULATIONS FOR FISH AND FISHERY PRODUCTS

No person shall operate as a wholesale seafood dealer, retail seafood dealer or wholesale seafood truck without a valid permit issued by RIDOH. No person shall operate as such a dealer in violation of applicable laws or in violation of any of the requirements specified in these Regulations.

4.6 SUPPLEMENTAL REGULATIONS FOR MEAT AND POULTRY SLAUGHTER AND PROCESSING

- A. All persons operating within Rhode Island for the purpose of slaughtering any animal for human consumption, or for canning, curing, smoking, salting, packing, rendering, or handling the carcass of any animal or part of the carcass, or for the manufacturing of any meat product or meat food product, must obtain a permit from RIDOH.
- B. All persons who operate a meat or poultry slaughter and/or processing facility shall comply with R.I. Gen. Laws Chapter 21-11 and these Regulations.

4.6.1 SPECIAL REQUIREMENTS PERTAINING TO A FARM WAREHOUSE (MEAT PRODUCTS)

- A. A farm warehouse shall not further process any meat items. This includes, but is not limited to, opening packages and handling exposed product, relabeling product, applying net weights or repackaging product.
- B. A farm warehouse shall:
 - 1. Register with the Food Safety and Inspection Service (FSIS) of the USDA as a meat handler pursuant to 9 C.F.R. § 320.5 and comply with all applicable USDA requirements;
 - 2. Register with RIDOH as a food business;
 - 3. Utilize only slaughtering and processing facilities approved by the USDA and operated in compliance with 21 U.S.C. §§ 601 through 695;
 - 4. Ensure that all meat products are handled and stored under acceptable conditions/ practices which will prevent unsanitary conditions and the misbranding and/or adulteration of the meat products;
 - 5. Ensure that storage units, such as coolers or freezers, are:
 - a. Dedicated for the meat products that will be offered for sale; and
 - b. Indoors, clean, in good repair and can keep meat products frozen or below 41°F (5°C);

6. Ensure that vehicles, refrigerators and/or chest type freezers used for transport of fresh or frozen meat products are in good working condition, able to keep meat products frozen or below 41°F (5°C), designed to prevent unsanitary conditions and capable of maintaining all meat products in a safe, wholesome condition.
- C. Notwithstanding the requirements of these Regulations, a farm warehouse shall only be required to ensure that any water that contacts food-contact surfaces is safe and of adequate sanitary quality.

4.7 SUPPLEMENTAL REGULATIONS FOR GRADE A MILK AND MILK PRODUCTS

- A. All pasteurization plants in Rhode Island, as well as all facilities in Rhode Island that produce or transport milk products must comply with the Grade "A" Pasteurized Milk Ordinance incorporated by reference in § 4.1.3(D) of this Part.
- B. No person shall operate a pasteurization plant without a valid license granted by RIDOH or in violation of any of the requirements specified in these regulations.

4.8 SUPPLEMENTAL REGULATIONS FOR NON-ALCOHOLIC BEVERAGES, DRINKS AND JUICES

- A. All persons manufacturing or bottling for sale or to sell or offer for sale any carbonated or nonalcoholic beverage, soda water, fruit juice, syrup, bottled drinking water either plain or carbonated, or any other so-called soft drink, must obtain a permit from RIDOH.
- B. No carbonated or nonalcoholic beverage, soda water, fruit juice, syrup, bottled drinking water either plain or carbonated, or any other so-called soft drink, which has been manufactured outside of this state shall be sold or offered for sale within this state unless the person, firm, or corporation manufacturing or bottling it for sale holds a permit to do so from RIDOH.
- C. Any person applying for a permit to bottle or manufacture apple cider shall certify that he or she does not manufacture or bottle any carbonated or nonalcoholic beverage, soda water, fruit juice, syrup, bottled drinking water, either plain or carbonated, or any other so-called soft drink, other than apple cider. Permits shall not apply to any person who manufactures and bottles during any one calendar year not exceeding five hundred (500) gallons of cider.
- D. All persons who operate with non-alcoholic beverages, drinks and juices and/or processing facility shall comply with R.I. Gen. Laws Chapter 21-23 and these Regulations.

4.9 SUPPLEMENTAL REGULATIONS FOR BOTTLED WATER

- A. The sources of all bulk or bottled drinking water located in Rhode Island must be approved by the Director. Sources of all bottled drinking water located outside of Rhode Island must be approved by the agency having jurisdiction.
- B. New sources of all bottled drinking water located in Rhode Island shall comply with those requirements found in the rules and regulations for Public Drinking Water (216-RICR-50-05-01).
- C. Licensed sources of all bottled drinking water located in Rhode Island, following termination for any reason of their license to manufacture bottled drinking water, shall meet the requirements for new sources of bottled drinking water prior to reactivation of their bottled water license.

4.9.1 EQUIPMENT

- A. All tanks, pipelines and equipment used to store, handle and transport water for bottled water purposes shall be inspected, maintained, cleaned and sanitized per the following requirements.
 - 1. Storage Tanks
 - a. Inspected for cleanliness monthly and shall be kept free of scale, evidence of oxidation and residue;
 - b. Cleaned monthly by sanitizing and flushing with product water.
 - 2. Product Water Pipelines
 - a. Must be kept free of scale, evidence of oxidation and residue;
 - b. Cleaned daily by sanitizing with chlorine water of two hundred (200) ppm for five (5) minutes, followed by product water flushing, or continuous recirculation of at least 0.1 ppm ozonated water.
 - 3. Product Equipment
 - a. Cappers shall be sanitized daily;
 - b. Hoppers shall be kept covered, free of residue and contact surfaces shall be sanitized daily;
 - c. Ozone mixing tanks and equipment; soft water tanks and other associated equipment shall be inspected monthly, disassembled, if necessary cleaned and sanitized as needed;

- d. Bottle washing equipment shall be checked daily to assure proper timing and adequate washing of bottles;
- e. Fillers shall be kept free from residue and shall be sanitized daily. Filling and capping operations shall be conducted as to prevent contamination of water being bottled. The filler reservoir shall be kept covered at all times.

4.9.2 CONTENTS OF LABEL

A. Each label shall indicate:

1. Type of Source Water
 - a. Water coming from springs may be labeled "Spring Water" or "Natural Spring Water;"
 - b. Artesian or pumped water taken from the ground, from drilled wells may be labeled, "Well Water," "Artesian Water," or "Natural Water;"
 - c. For water containing carbon dioxide that emerges from the source and is bottled directly with its entrapped gas or from which the gas is mechanically separated and later reintroduced at a level not higher than naturally occurring in the water may be labeled "Naturally Carbonated" or "Naturally Sparkling." Bottled water which contains carbon dioxide other than that naturally occurring in the source of the product shall be labeled "Carbonated," "Carbonation Added" or "Sparkling;"
 - d. Mineral water may be labeled "Mineral Water" or "Natural Mineral Water." Bottled water to which minerals are added shall be labeled to disclose that minerals are added and may not be labeled "Natural Mineral Water;"
 - e. For a municipal water supply source, the name of the municipal water supply must be stated.
2. Supplemental printed information and graphics concerning recognized uses of the water may appear on the label but shall not imply properties of the product or preparation methods which are not factual.
3. Location of water source must be stated.
4. Sodium Labeling
 - a. Certain descriptive terms about the quantitative sodium content of bottled water may be used on the label, provided such statements

indicate the number of milligrams of sodium per measured volume of bottled water.

5. Additional Label Statements

- a. Whenever any term such as "no fluorides," "no chlorides," "no bromides," etc., is used in labeling, quantitative information shall be provided, which includes milligrams per liter or milligrams per measured serving. All label statements are subject to review and approval by the Director.

4.9.3 SAMPLING REQUIREMENTS, METHODS AND ANALYSIS

- A. When determined to be necessary by the director, more frequent sampling or additional monitoring may be required by the Director.
- B. All required source water quality analysis must be performed by a laboratory meeting either domestic approval or foreign approval by the appropriate government agency for source water analysis.

4.9.4 BULK WATER

- A. Tank trucks, loading and unloading facilities and other equipment used to transport bulk water for bottled water purposes shall be maintained in clean and sanitary conditions at all times.
- B. Tanks previously used to transport milk or juice products, toxic materials, petroleum products or other deleterious substances shall not be used to haul drinking water.
- C. All sources of water for bulk water shipment must be approved by the Director.
- D. All source water storage facilities must be maintained in a clean and sanitary condition at all times.
- E. Bulk Transport and Transfer Procedure

1. Sanitation

- a. Prior to filling, tank interior shall be cleaned, flushed with potable water, sanitized with no less than one hundred (100) ppm chlorine water solution for a contact period of not less than twenty (20) minutes and rinsed with potable water.
- b. All hoses, connections and fittings shall be sanitized with a concentrated solution of chlorine, three (3) ounces of 5.25% household bleach to two (2) gallons of water by brushing solution on all exposed parts.

- c. The cover shall not be opened after sanitizing.

2. Fluid Transfer

- a. Tank trucks or tank trailers may be filled through the fitting on the inner dome cover when the rear pipe cannot be used.
- b. Water quality in the tank, after 20-30 gallons have been delivered into the tank, shall be checked as follows:
 - (1) Stop filling;
 - (2) Have discharge valve opened;
 - (3) Inspect water as it discharges. If water has unpleasant odor and/or looks dirty, it shall be rejected for use and the tank shall be resanitized.
- c. When these checks indicate satisfactory water quality proceed to fill the tank.
- d. The dome cover shall be closed and sealed after filling to volume desired.
- e. The tank discharge valve cover shall be closed and sealed after filling.
- f. If used a fill connection shall be constructed in a manner to prevent contamination and shall be capped at all times when not in use.

F. Sampling

- 1. Analysis of the samples must be performed for the plant by an approved laboratory.
- 2. When deemed necessary by the Director, sampling of water from bulk water system (i.e. tank truck, water buffalo, storage tank, transfer line, etc.) shall be conducted and analyzed.

G. Records

- 1. Shall be maintained and include the number of gallons delivered daily, cleansing and sanitizing methods used for tank truck and tank trailer interiors, risers, connections, hoses, etc.
- 2. Such records shall include date, time and location of delivery, concentration of sanitizing solution, time of contact when applicable, and

water quality analysis results as legal evidence of compliance with public health practices and standards.

4.10 COMPLIANCE AND ENFORCEMENT

4.10.1 VARIANCES

RIDOH may grant a variance by modifying or waiving the requirements of these Regulations if in the opinion of RIDOH a health hazard or nuisance will not result from the variance. If a variance is granted, RIDOH shall retain the information in its records.

4.10.2 ENFORCEMENT OPTIONS

- A. The Director may pursue any combination of the following administrative and judicial enforcement actions, depending upon the circumstances and gravity of each case:
1. Confiscation of food pursuant to R.I. Gen. Laws § 21-27-4;
 2. Notice to cease business pursuant to R.I. Gen. Laws § 21-27-5;
 3. Penalties for violations pursuant to R.I. Gen. Laws §§ 21-27-9 and/or 21-31-5;
 4. Administrative fines pursuant to R.I. Gen. Laws § 21-27-11.11;
 5. Embargo, condemnation and destruction of adulterated food pursuant to R.I. Gen. Laws § 21-31-6;
 6. Penalties for obstruction of inspections or examinations pursuant to R.I. Gen. Laws § 23-1-19;
 7. Compliance orders pursuant to R.I. Gen. Laws § 23-1-20;
 8. Immediate compliance orders pursuant to R.I. Gen. Laws § 23-1-21;
 9. Enforcement of compliance orders pursuant to R.I. Gen. Laws § 23-1-23;
 10. Criminal penalties pursuant to R.I. Gen. Laws § 23-1-25; and
 11. Revocation, suspension, or other disciplinary action pursuant to R.I. Gen. Laws § 21-27-10(c) regarding a registration issued in accordance with R.I. Gen. Laws § 21-27-10.
- B. The imposition of one of more remedies and/or penalties provided in § 4.10 of this Part shall not prevent the Director from jointly exercising any other remedy or penalty available to him or her by statute or regulation.

- C. Consent Agreement/Order. Nothing in these regulations shall preclude the Director from resolving outstanding violations or penalties through a Consent Agreement or Consent Order at any time he or she deems appropriate.

4.10.3 HEARING AND REVIEWS

- A. All hearings and reviews required under the provisions of R.I. Gen. Laws § 21-31 and/or R.I. Gen. Laws Chapter 23-1 and these Regulations shall be held in accordance with the provisions of the rules and regulations for Practices and Procedures Before the Rhode Island Department of Health (216-RICR-10-05-4).

~~RULES AND REGULATIONS FOR BOTTLED WATER~~

[R21-23-BB]



~~STATE OF RHODE ISLAND AND PROVIDENCE PLANTATIONS~~

~~DEPARTMENT OF HEALTH~~

~~August 1987~~

AS AMENDED:

~~August 1987~~

~~December 1987 (E)~~

~~March 1988~~

~~December 1991 (Bottled Water Only)~~

~~January 2002 (re-filing in accordance with the provisions of section 42-35-4.1 of the Rhode Island General Laws, as amended)~~

~~January 2007 (re-filing in accordance with the provisions of section 42-35-4.1 of the Rhode Island General Laws, as amended)~~

~~December 2011 (E)~~

~~January 2012 (re-filing in accordance with the provisions of section 42-35-4.1 of the Rhode Island General Laws, as amended)~~

~~April 2012 (E)~~

September 2012

INTRODUCTION

~~These amended *Rules and Regulations for Bottled Water* are a sub part of the *Rules and Regulations for Non Alcoholic Bottled Beverages, Drinks and Juices [R21-23-BB]*, promulgated pursuant to the authority set forth in Chapter 21-23 of the General Laws of Rhode Island, as amended, for the purpose of establishing a requirement for water bottler licensees to report to HEALTH within twenty four (24) hours, or by the next business day if state offices are closed, when sample results indicate that a water quality standard has been exceeded, and updating an incorrect reference to the applicable FDA Standards in the current regulations with the correct current reference [21 CFR Part 165.110].~~

~~In accordance with the provisions of section 42-35-3(c) of the General Laws of Rhode Island, as amended, consideration was given to (1) alternative approaches to the regulations; (2) duplication or overlap with other state regulations; and (3) and significant economic impact on small business as defined in Chapter 42-35 of the General Laws. Based on available information, no known alternative or duplication was identified. The health and safety of the public supersedes any economic impact.~~

~~These amended regulations shall supersede all previous *Rules and Regulations for Bottled Water* promulgated by the Rhode Island Department of Health and filed with the Secretary of State.~~

TABLE OF CONTENTS

PAGE

PART I	DEFINITIONS	1
	1.0 Definitions	1
PART II	2.0 Standards of Quality	3
	3.0 Sources of Water	3
	4.0 Treatment of Product Water	5
	5.0 Bottling Plant Facilities	6
	6.0 Production, Equipment and Packaging	7
	7.0 Sanitation and Maintenance	8
	8.0 Sanitizing Bottles and Caps	10
	9.0 Labeling	10
	10.0 Sampling, Methods and Record Keeping	12
	11.0 Bulk Water	13
PART III	12.0 Permits/Revocation	16
PART IV	13.0 Variance Procedure	17
	14.0 Violations	17
	15.0 Rules Governing Practices and Procedures	17
	16.0 Severability	17
APPENDIX I		18
APPENDIX II		23
REFERENCES		30

PART I — **DEFINITIONS**

Section 1.0 — *Definitions*

~~Wherever used in the *Rules and Regulations for Bottled Water* the following terms shall be construed as follows:~~

- ~~1.1 "*Approved Laboratory*" means a laboratory approved by the Director or certified by the U.S. Environmental Protection Agency (EPA), or certified by the primary enforcement authority in any state which has been granted primacy by EPA, or certified (accredited) by a thirdparty organization acceptable to a primacy state.~~
- ~~1.2 "*Approved Source*" when used in reference to a bottled water plant's product water or water used in the plant's operation, means the source of the water whether it be from a spring, artesian well, drilled well, public or community water system or any other source that has been inspected and the water sampled, analyzed and found to be of a safe and sanitary quality, according to standards approved by the Director.~~
- ~~1.3 "*Artesian Water*" means bottled water from a well tapping a confined aquifer in which the water level stands above the water table. "*Artesian Water*" shall meet the requirements of "*Natural Water*".~~
- ~~1.4 "*Bottled Drinking Water*" means all water which is sealed in bottles, packages, or other containers and offered for sale for human consumption, including mineral water and spring water sometimes referred to as product water.~~
- ~~1.5 "*Bottled Water Plant*" means any place or establishment in which bottled water is prepared for sale.~~
- ~~1.6 "*Bulk Water*" shall mean water intended for potable uses which is transported by means of tank trucks, for use in bottling only.~~
- ~~1.7 "*Carbonated Water*" or "*Sparkling Water*" means bottled water containing carbon dioxide.~~
- ~~1.8 "*Dedicated*" shall mean equipment used exclusively for the bottling, manufacturing and processing of water.~~
- ~~1.9 "*Director*" means the Director of Health of the Rhode Island Department of Health.~~
- ~~1.10 "*Distilled Water*" means bottled water which has been produced by a process of distillation and meets the definition of purified water in the most recent edition of the United States Pharmacopeia.~~
- ~~1.11 "*Fluoridated Water*" means bottled water containing fluoride. The label shall specify whether the fluoride is naturally occurring or added. Any water which meets the definition of this subsection shall contain not less than 0.8 milligrams per liter fluoride ion and otherwise~~

~~comply with the Food and Drug Administration (FDA) quality standards in §165.10(b)(4)(ii) of Title 21 Code of Federal Regulations (CFR).~~

~~1.12 "*Food and Drugs CFR*" shall mean the code of Federal Regulations, Title 21, Food and Drugs.~~

~~1.13 "*Lot*" means a collection of primary containers or unit packages of the same size, type and style produced under conditions as nearly uniform as possible and designated by a common container code or marking.~~

~~1.14 "*Mineral Water*" means water that is impregnated with mineral solids and has been obtained entirely from an approved source. It shall contain not less than 500 parts per million (ppm) of dissolved mineral solids.~~

~~1.15 "*Multi use Containers*" or "*multi service containers*" shall mean those containers which are intended by the bottler for more than one use.~~

~~1.16 "*Natural Water*" means bottled spring, mineral, artesian or well water which is derived from an underground formation and is not derived from a municipal system or public water supply.~~

~~1.17 "*Nontoxic Materials*" shall mean transporting, storing and packaging materials which are free of substances which may render the water injurious to health or which may adversely affect the flavor, color, odor or bacteriological quality of the product.~~

~~1.18 "*Operations Water*" means water which is delivered under pressure to a plant for container washing, hand washing, plant and equipment cleanup and for other sanitary purposes.~~

~~1.19 "*Purified Water*" means bottled water produced by distillation, deionization, reverse osmosis or other suitable process and that meets the definition of purified water in the most recent edition of the United States Pharmacopeia.~~

~~1.20 "*Sample*" means a unit of equal volume which is analyzed by a consistent method and measured against a standard.~~

~~1.21 "*Spring Water*" means water derived from an underground formation from which water flows naturally to the surface of the earth.~~

~~1.22 "*Sanitizing*" means the cleaning and disinfecting of products used for bottling and/or surfaces of equipment used for the operating and/or manufacturing of bottled water products to prevent a potential health hazard, or source of contamination.~~

~~1.23 "*Trihalomethane*" (*THM*) means one of a family of organic compounds, named as derivatives of methane, wherein three of the four hydrogen atoms in methane are each substituted by a halogen atom in the molecular structure.~~

1.24 *"Well Water"* means water from a hole bored, drilled or other wise constructed in the ground which taps the water of an aquifer. "Well Water" shall meet the requirements of "Natural Water".

PART II — STANDARDS OF QUALITY

Section 2.0 — *Standards of Quality*

2.1 (a) ~~All bottled water shall be from an approved source and shall meet standards prescribed by the FDA in 21 CFR, §165.10, except that the total dissolved solids limitation of §165.10(b)(4)(i)(A) shall not apply to mineral water.~~

~~Analysis of samples taken to determine quality may be performed for the plant by approved laboratories as defined in section 1.1~~

(b) ~~Except as provided in subsection (a), bottled water, including mineral water, shall not exceed any standard contained in Appendix I, hereto, or any standard established by State Rules and Regulations Pertaining to Public Drinking Water (R46-13-DWQ).~~

2.2 — Adulteration.

~~Bottled water containing a substance at a level considered injurious to health is deemed to be adulterated, regardless of whether or not the bottled water bears a label statement of substandard quality.~~

Section 3.0 — *Sources of Water*

3.1 ~~The sources of all bulk or bottled drinking water located in Rhode Island must be approved by the Director. Sources of all bottled drinking water located outside of Rhode Island must be approved by the agency having jurisdiction.~~

—— 3.1.1 — General Source Requirements:

- (a) ~~Routine chemical, physical, radiological, and bacteriological monitoring of all source waters is essential for public health protection. The untreated waters of the source shall be sampled to characterize raw water bacteriological, physical, radiological and chemical quality at the minimum frequency prescribed by the Director. See APPENDIX I, TABLE I — BOTTLED WATER SAMPLING REQUIREMENTS.~~
- (b) ~~Unusual source and source development proposals shall be submitted to the Director before such sources are developed.~~
- (c) ~~Operations water, if different from the product water supply shall be obtained from an approved source properly located protected and operated and shall be easily accessible, adequate and of a safe, sanitary quality which shall be in conformance at all times with the applicable laws and regulations.~~

—— 3.1.2 — Maintenance and Construction

- (a) ~~Springs, as a minimum, shall have:~~

- (i) ~~A watertight wall completely surrounding the spring, not less than 12" above the highest point of the ground, and extending down through the overburden to the water bearing stratum. The top of the wall shall be level to accommodate a cover.~~
 - (ii) ~~A wall keyed and sealed with cement grout to the rock.~~
 - (iii) ~~A tight fitting locked cover installed on the top of the encircling wall to protect against contamination.~~
 - (iv) ~~Surface water diverted away from the spring by means of a ditch or berm.~~
 - (v) ~~Spring water collected only at the natural orifice of the spring or through a bore hole that is adjacent to it. Spring water that is collected with external assistance shall retain all the physical properties of and be of the same composition and quality as the water that flows naturally to the surface of the earth.~~
- (b) ~~Drilled wells, as a minimum shall~~
- (i) ~~have watertight casings to the depth necessary to prevent surface and/or strata contamination.~~
 - (ii) ~~Have a permanent casing at least 12 inches above the pump house floor or concrete apron surface and at least 18 inches above final ground surface. All well pits must have a gravity drain that discharges to grade.~~
 - (iii) ~~Be located on sites not subjected to flooding, or have other suitable protection as determined by RIDOH.~~
 - (iv) ~~Be equipped with an approved pitless adaptor unit installed at the joint where the discharge pipe passes through the well casing.~~

~~3.1.3~~ **New Water Sources**

- (a) ~~New sources shall be in compliance with those requirements as found in Rules and Regulations Pertaining to Public Drinking Water (R46-13-DWQ.)~~
- (b) ~~No source of water shall be developed for a water bottling manufacturing/processing system until a site plan is prepared by a professional engineer or land surveyor registered in accordance with Chapter 5-8 of General Laws of Rhode Island, 1956, as amended, has been approved by the Director.~~
 - (i) ~~The site plan shall include an appropriately scaled topographic map of the area under consideration.~~
 - (ii) ~~Approval of plans and specifications granted an applicant shall expire within two years if construction of the approved source has not begun within that period.~~
 - (iii) ~~Expired approvals may be renewed if the data provided in the application is unchanged and attested to by the applicant and the plans conform with all construction standards and testing requirements in effect at the time of application for renewal.~~

- (c) ~~In the case of a proposed gravel packed or gravel developed well, the site plan shall contain pertinent information within at least 1,750 feet of the proposed well including, but not limited to, the location of existing and proposed sewage disposal systems and any other existing or proposed potential sources of pollution including, but not limited to those listed in Appendix 3 of the State Rules and Regulations Pertaining to Public Drinking Water (R46-13-DWQ). Generally, the land within 400 feet of such wells shall be reserved for protection of the water quality of the well. This distance may be modified at the discretion of the director taking into consideration such factors as the volume and type of waste material to be disposed or stored in close proximity to the land area reserved for protection of the well, the projected yield of the well, the depth below grade to impervious formation, the depth below grade to the water table, the type of soil in the area, or any other factors the director deems pertinent.~~
- (d) ~~In the case of a proposed drilled (rock), driven, or dug well, the site plan shall show pertinent information within at least 1,750 feet of the proposed well including, but not limited to, the location of existing and proposed sewage disposal systems and any other existing or proposed potential sources of pollution including, but not limited to those listed in Appendix 3 of the State Rules and Regulations Pertaining to Public Drinking Water (R46-13-DWQ). Generally, the land within 200 feet of such wells shall be reserved for protection of the water quality of the well. This distance may be modified at the discretion of the director taking into consideration such factors as the volume and type of waste material to be disposed or stored in close proximity to the land area reserved for protection of the well, the depth below grade to impervious formation, the depth below grade to the water table, the type of soil in the area, or any other factors the director deems pertinent.~~
- (e) ~~In the case of a proposed surface water source, the site plan shall show pertinent information within the entire watershed of the proposed surface water supply, but not limited to the location of existing and proposed sewage disposal systems and any other existing or proposed potential sources of pollution including but not limited to those listed in Appendix 3 of the State Rules and Regulations Pertaining to Public Drinking Water (R46-13-DWQ). The portions of the watershed owned or controlled by the water purveyor shall be clearly indicated. All surface water sources shall be provided with water treatment consisting, as a minimum, of coagulation, sedimentation, filtration and disinfection.~~
- (f) ~~All revisions to approved plans must be submitted to the Director for approval. The Director may require a new application and/or site plan if the revisions are deemed significant.~~

Section 4.0—*Treatment of Product Water*

~~4.1 All treatment of product water by distillation, ion-exchanging, filtration, ozonation ultraviolet treatment, reverse osmosis, carbonation, mineral addition, or any other process shall be done in a manner so as to be effective in accomplishing its intended purpose and in accordance with section 409 of the Federal Food, Drug, and Cosmetic Act. All such processes shall be performed in and by equipment and with substances which will not adulterate the bottled product. A record of the type and date of physical inspections of such equipment, conditions found, and the performance and effectiveness of such equipment shall~~

~~be maintained by the plant.~~

~~4.1.1 Product water samples shall be taken after processing and prior to bottling by the plant and analyzed as often as is necessary to assure uniformity and effectiveness of the processes performed by the plant.~~

~~4.1.2 The methods of analysis shall be those approved by the Director.~~

Section 5.0—***Bottling Plant Facilities***

~~5.1 Bottling plants must be constructed to facilitate cleanliness, and be maintained to maximize sanitation and public health protection.~~

~~5.2 Minimum Structural Requirements shall include no less than the following:~~

~~(a) Buildings and rooms shall be of sufficient size to allow for the proper installation of equipment and to allow for movement of personnel during operation.~~

~~(b) The bottle filling operations shall be separated from other plant operations or storage areas by tight walls, ceilings and self-closing doors or other appropriate barriers to isolate these areas and provide protection against incidental contamination. Conveyor openings shall not exceed the size required to permit passage of containers.~~

~~(c) Plant building shall be vermin proof.~~

~~(d) Walls and ceilings shall be smooth, light color, washable, and kept in good repair. Overhead structures, fixtures, ducts and pipes shall not be suspended over working areas so that drip or condensation may contaminate products, or product contact surfaces.~~

~~(e) Floors shall be smooth, nonabsorbent, and vermin proof. Floors are to be graded to adequate drains equipped with traps and grills.~~

~~(f) Doors and windows to outside areas shall be adequately screened and/or otherwise protected against entry of vermin, airborne contamination, and particulates.~~

~~(g) All rooms are to be provided with sufficient ventilation to keep them free of excessive heat, steam, condensation, vapors, odors, and fumes.~~

~~(h) Lighting, either natural or artificial, shall be provided, adequate for operations, with a minimum of 50 foot candles at the working surface, in all rooms where bottled or packaged waters are produced. Light bulbs, fixtures, skylights or other glass suspended~~

~~over exposed production areas shall be of the safety type or otherwise protected from breakage to prevent product contamination.~~

- ~~(i) Clean, dry storage facilities shall be provided for product containers and packaging materials.~~
- ~~(j) Washrooms shall be convenient, separate and apart from any room or rooms where bottled or packaged water is processed, and from areas where bottles and packages are sanitized. Toilets, urinals and wash basins shall be provided, as appropriate, for the number of employees. Washrooms shall be equipped with self-closing doors and fitted with windows or separate ventilation to the outside. Signs shall be posted directing employees to wash their hands after using the toilet.~~
- ~~(k) When employee locker and lunchrooms are provided, they shall be separate from plant operations and storage areas and shall be equipped with self-closing doors. The rooms shall be maintained in a clean and sanitary condition and refuse containers should be provided. Packaging or wrapping material or other processing supplies shall not be stored in locker or lunchrooms.~~

~~Section 6.0 — ***Production, Equipment and Packaging***~~

~~6.1 All bottled water production, including transporting, packaging, and storage shall be conducted under such conditions and controls as are necessary to minimize the potential for undesirable bacterial or other microbiological growth, toxic substance formation, deterioration or contamination of the processed product.~~

- ~~6.1.1 During the process of filling, capping or sealing either single service or multiservice containers, the performance of the filler, capper or sealer shall be monitored and the filled containers visually or electronically inspected to assure they are sound, properly capped and sealed, coded and labeled.~~
- ~~6.1.2 Fillers, piping, pumps and other process equipment used in the production of bottled water products may not be used for the production of milk, fruit drinks and/or any other beverage, food or non-food substance.~~

~~6.2 — **Minimum Equipment Requirements:**~~

~~All equipment shall be of sanitary design and shall be constructed of nontoxic, nonabsorbent materials which will not impart flavor, color, or odor to the bottled water. All equipment shall be installed and maintained to facilitate the cleaning of equipment and all adjacent spaces.~~

~~—— 6.2.1 Storage tanks used for bottled water production shall be:~~

- ~~(a) tightly closed to exclude all foreign matter and vented through inverted approved air filters;~~
- ~~(b) without connections to supplies of water not approved by the Director;~~
- ~~(c) protected from cross connection and equipped with backflow prevention devices approved by the Director;~~

- (d) ~~equipped with linings or coatings conforming to the listing of acceptable linings for process and potable water tanks from the Director;~~
 - (e) ~~used only for water and not for storage of any other food product or non-food substance.~~
- 6.2.2 ~~All pipelines and valves shall have no cross connections between finished product water lines and any other pipelines.~~
- 6.2.3 ~~Fillers shall have the inlet so designed as to prevent the entrance of condensation. Filling valves shall be equipped with a condensation diverting apron.~~

6.3 — **Containers**

- 6.3.1 ~~Packaging processes and materials shall not transmit contaminants or objectionable substances to the bottled water;~~
- 6.3.2 ~~Containers and closures for bottled water shall be in compliance with those requirements contained in Food and Drugs 21 CFR;~~
- 6.3.3 ~~Only sanitary, nontoxic lubricants shall be used on container contact surfaces;~~
- 6.3.4 ~~Bottles shall be provided with a tamper evident seal or cap;~~
- 6.3.5 ~~Screw, snap or crown caps shall be single use, and shall be sanitized.~~
- 6.3.6 ~~Each container of bottled drinking water shall be identified by a product code, identifying a particular batch or segment of a continuous production run, and the day produced.~~
- 6.3.7 ~~The plant shall record and maintain the following information:~~
- (a) ~~product~~
 - (b) ~~volume produced~~
 - (c) ~~date~~
 - (d) ~~lot code~~
 - (e) ~~distribution~~

6.4 — **Recall Plan**

~~The plant shall have on file an approved, written recall plan, which shall detail procedures for recall of any particular batch as identified in the above section.~~

Section 7.0 — ***Sanitation and Maintenance***

- 7.1 ~~Buildings and other physical facilities of the plant shall be kept in good repair, as indicated in Section 5.0.~~
- 7.2 **Equipment.**

~~All tanks, pipelines and equipment used to store, handle and transport water shall be inspected, maintained, cleaned and sanitized according to the following requirements:~~

~~7.2.1 Storage tanks shall be:~~

- ~~(a) Inspected for cleanliness on a monthly basis and shall be kept free of scale, evidence of oxidation, and residue.~~
- ~~(b) Cleaned on a monthly basis by sanitizing with one of the following and flushing with product water:~~
 - ~~(i) Chlorinated water solution of 200 ppm for 5 minutes minimum.~~
 - ~~(ii) Chlorinated water solution by spraying 200 ppm is to be used on surfaces that are not reached by the above soaking treatment.~~
 - ~~(iii) Bactericides, such as organic chlorine compounds, and bactericidal agents containing iodine or bromine.~~
 - ~~(iv) 0.1 ppm ozonated water solution for not less than ten minutes contact time.~~

~~7.2.2 Product water pipelines shall be:~~

- ~~(a) Kept free of scale, evidence of oxidation, and residue.~~
- ~~(b) Cleaned on a daily basis by sanitizing with chlorine water of 200 ppm for 5 minutes, followed by product water flushing, or continuous recirculation of at least 0.1 ppm ozonated water.~~

~~7.2.3 **Product Equipment**~~

- ~~(a) Cappers shall be sanitized on a daily basis.~~
- ~~(b) Hoppers shall be kept covered, free of residue and contact surfaces shall be sanitized on a daily basis.~~
- ~~(c) Ozone mixing tanks and equipment; soft water tanks and other associated equipment shall be inspected on a monthly basis, disassembled, if necessary cleaned and sanitized as needed.~~
- ~~(d) Bottle washing equipment shall be checked daily to assure proper timing and adequate washing of bottles;~~
- ~~(e) Fillers shall be kept free from residue and shall be sanitized on a daily basis. Filling and capping operations shall be so conducted as to prevent contamination of water being bottled. The filler reservoir shall be kept covered at all times.~~

7.2.4 Lubricants

~~All lubricants used in equipment for the purpose of processing/manufacturing bottled water shall be USDA/FDA approved.~~

7.2.5 Dedicated Equipment

~~As defined in Section 1.8 of these regulations shall be used in processing and manufacturing of bottled water.~~

~~7.3~~ — **Personnel:**

- ~~(a) Employees shall wear clean outer garments for any phase of product water processing.~~
- ~~(b) Every worker shall wash his/her hands and forearms with soap and warm water and thoroughly rinse them in clean water, before beginning work, and/or after any interruption in work activity.~~
- ~~(c) No person shall knowingly be permitted to work in a bottled water plant in any capacity who is affected by a communicable disease or other abnormal source of microbiological contamination.~~
- ~~(d) No activities that may cause contamination shall be permitted in the product processing area.~~

Section 8.0 — Sanitizing Bottles and Caps

~~8.1 Sanitizing operations, including those performed by chemical means or by any other means such as circulation of live steam or hot water, shall be adequate to effect sanitization of the intended product water contact surfaces and any other critical area. The plant should maintain a record of the intensity of the sanitizing agent and the time duration that the agent was in contact with the surface being sanitized. The following times and intensities shall be considered a minimum:~~

~~8.1.1 Steam in enclosed system: At least 170o F for at least 15 minutes or at least 200o F for at least 5 minutes~~

~~8.1.2 Hot water in enclosed system: At least 170o F for at least 15 minutes or at least 200o F for at least 5 minutes.~~

~~8.1.3 Chemical sanitizers shall be equivalent in bactericidal action to a 2 minute exposure of 50 parts per million of available chlorine at 57o F when used as an immersion or circulating solution. Chemical sanitizers applied as a spray or fog shall have as a minimum 100 parts per million of available chlorine at 57o F or its equivalent in bactericidal action.~~

~~8.1.4 0.1 part per million ozonated water solution in an enclosed system for at least 5 minutes.~~

~~8.1.5 When containers are sanitized using a substance other than one provided for in Appendix 2, such substance shall be removed from the surface of the container by a rinsing procedure. The final rinse, prior to filling the container with product water, shall be performed with a disinfected water rinse free of pathogenic bacteria or by an additional sanitizing procedure equivalent in bactericidal action to that required in Section 8.1.3.~~

~~8.1.6 Other methods equally protective of public health as the above, when approved by the Director, may be used.~~

~~8.1.7 Single-use bottles or containers, which are free of all bacteria, dust, or other contamination, need not comply with the above sanitizing requirement prior to filling.~~

~~8.1.8 Multiservice shipping cases shall be maintained in such condition as to assure they will not contaminate the primary container or the product water. Adequate dry or wet cleaning procedures shall be performed as often as necessary to maintain the cases in satisfactory condition.~~

Section 9.0 — *Labeling*

~~9.1 Each bottle or container shall bear a label to be affixed to each bottle or container before it leaves the plant. Wording shall be printed in English, in legible type which shall be in contrast with other printed matter on the label, cap or container.~~

~~9.1.1 Contents of Label. \ Each label shall indicate:~~

- ~~(a) Type of Source Water:~~
 - ~~(i) Water coming from springs may be labeled "Spring Water" or "Natural Spring Water".~~
 - ~~(ii) Artesian or pumped water taken from the ground, from drilled wells may be labeled "Well Water", "Artesian Water", or "Natural Water".~~
 - ~~(iii) (a) For water containing carbon dioxide (CO₂) that emerges from the source and is bottled directly with its entrapped gas or from which the gas is mechanically separated and later reintroduced at a level not higher than naturally occurring in the water may be labeled "Naturally Carbonated" or "Naturally Sparkling".~~
 - ~~(b) Bottled water which contains CO₂ other than that naturally occurring in the source of the product shall be labeled "Carbonated", "Carbonation Added" or "Sparkling".~~
- ~~(iv) (a) Mineral water may be labeled "Mineral Water" or "Natural Mineral Water".~~
 - ~~(b) Bottled water to which minerals are added shall be labeled so as to disclose that minerals are added, and may not be labeled "Natural Mineral Water".~~
- ~~(v) For a municipal water supply source, the name of the municipal supply must be stated. (b) Other Information~~
 - ~~(i) For bottled waters identified on the label as being distilled, the type of source water does not need to be indicated.~~

- (ii) ~~Purified water shall be labeled "Purified Water" and the method of preparation shall be stated on the label except that purified water produced by distillation may be labeled as "Distilled Water".~~
- (iii) ~~Supplemental printed information and graphics concerning recognized uses of the water may appear on the label but shall not imply properties of the product or preparation methods which are not factual.~~
- (iv) ~~Address and location of the bottling facility or corporate offices.~~
- (v) ~~Net contents and/or capacity of the container.~~
- (vi) ~~Location of water source must be stated.~~

~~9.1.2 **Production Code:** Each unit package from a batch or segment of a continuous production run of bottled drinking water shall be identified by a production code. The production code shall identify a particular batch or segment of a continuous production run and the day produced. The plant shall record and maintain information as to the kind of product, volume produced, date produced, lot code used, and the distribution of the finished product to wholesale and retail outlets.~~

~~9.1.3 **Sodium Labeling:** Certain descriptive terms about the quantitative sodium content of bottled water may be used on the label, provided such statements indicate the number of milligrams of sodium per measured volume of bottled water.~~

~~9.1.4 **Additional Label Statements:** Whenever any term such as "no fluorides", "no chlorides", "no bromides", etc. is used in labeling, quantitative information shall be provided, which includes mg. per liter or mg. per measured serving. All label statements are subject to review and approval by the Director.~~

~~Section 10.0 ***Sampling, Methods Record Keeping and Reporting.***~~

~~10.1 Bottled waters must be routinely sampled and analyzed for physical, chemical, radiological and bacteriological quality. The results of these analysis must be recorded and filed at the plant and shall be available to the Director. In addition, any results which indicate that a water quality standard listed in Appendix I of these Regulations, or any standard established by State Rules and Regulations Pertaining to Public Drinking Water (R46-13-DWQ), has been exceeded must be reported directly to the Office of Drinking Water Quality within twenty four (24) hours, or by the next business day if state offices are closed.~~

~~10.1.1 **Sampling Requirements:**~~

- (a) ~~Bottled water shall be sampled at the minimum frequency and analyzed for the water quality parameters outlined in APPENDIX I, table I, BOTTLED WATER SAMPLING REQUIREMENTS.~~
- (b) ~~When necessary, more frequent sampling or additional monitoring may be required by the director.~~

~~10.1.2 **Sampling Methods and Analyses:**~~

- (a) ~~Source Water samples shall be taken from each approved source.~~
- (b) ~~Product water (finished product) samples shall be taken from a batch or segment of a continuous production run for each type of bottled water produced during a day's production. The representative sample shall consist of a primary container of the product.~~
- (c) ~~All required product water quality analyses must be performed by an approved laboratory. Each laboratory must submit evidence that said laboratory is approved according to the definition in section 1.1 of these regulations.~~
- (d) ~~All required source water quality analyses must be performed by a laboratory meeting either domestic approval or foreign approval by the appropriate government agency for source water analysis.~~
- (e) ~~Analyses shall be conducted in accordance with the analytical requirements for drinking water set forth in Standard Methods for the Examination of Water and Wastewater, current edition, and/or applicable procedures acceptable to the Director.~~

10.1.3 Container Sampling:

- (a) ~~Containers and closures shall be inspected to ascertain that they are free from contamination.~~
- (b) ~~At least once every three months, a bacteriological swab and/or rinse count should be made from at least four containers and closures selected just prior to filling and sealing. No more than one of the four samples may exceed more than one bacteria per milliliter of capacity or one colony per square centimeter of surface area. All samples shall be free of coliform organisms.~~

~~The procedure and apparatus for these bacteriological tests shall be in conformity with those approved by the Director. Tests shall be performed by qualified plant personnel or an approved laboratory.~~

10.1.4 Record Retention and Reports:

- (a) ~~In State Bottlers:~~
 - (i) ~~Records shall be kept of all inspections, cleaning and sanitizing operations and bottling production. Records of all bacteriological and chemical testing must also be maintained by owners and operators of bottled and bulk water facilities used for bottling and shall be available to the Director for the most recent two year period.~~
 - (ii) ~~Plants shall also retain, on file at the plant, current certificates or notification of approval by the Director.~~
 - (iii) ~~All required documents shall be available for official review by the Director at reasonable times.~~

- (iv) ~~All inspection and chemical and microbiological test results shall be available for not less than 2 years.~~
- (b) ~~Out of State Bottlers: (Including Imported Bottled Water) must submit the following annually:~~
 - (i) ~~Most recent inspection report of cleaning and sanitizing operations and bottling production performed by the government agency having jurisdiction over said bottler.~~
 - (ii) ~~Current certificate of approval from appropriate health agency, and (iii)~~
~~All of the most recent chemical & microbiological test results.~~
 - (iv) ~~All records and inspection reports shall be available for not less than 2 years.~~

Section 11.0 — *Bulk Water*

~~Tank trucks, loading and unloading facilities, and other equipment used to transport bulk water for bottled water purposes shall be maintained clean and sanitary conditions at all times. Tanks previously used to transport milk or juice products, toxic materials, petroleum products, or other deleterious substances shall not be used to haul drinking water.~~

11.1.1 **Sources:** ~~All sources of water for bulk water shipment must be approved by the Director and must meet the requirements outlined in Section 2.~~

11.1.2 **Storage Tanks:** ~~All source water storage facilities must be maintained in a clean and sanitary condition at all times and must meet the requirements outlined in Sections 6 and 7.~~

11.1.3 **Bulk Transport and Transfer Procedure:**

(a) **Sanitation:**

- (1) ~~Prior to filling, tank interior shall be cleaned, flushed with potable water, sanitized with not less than 100 ppm chlorine water solution for a contact period of not less than 20 minutes, and rinsed with potable water.~~
- (2) ~~All hoses, connections, and fittings shall be sanitized with a concentrated solution of chlorine (3 oz. of 5 1/4% household bleach to 2 gallons of water) by brushing solution on all exposed parts.~~
- (3) ~~The cover shall not be opened after sanitizing.~~

(b) **Fluid Transfer:**

- (1) ~~Tank trucks or tank trailers may be filled through the fitting on the inner dome cover when the rear pipe cannot be used.~~
- (2) ~~Water quality in the tank, after 20-30 gallons have been delivered into the tank, shall be checked as follows:~~
 - (a) ~~Stop filling.~~

- (b) ~~Have discharge valve opened.~~
- (c) ~~Inspect water as it discharges. If water has unpleasant odor and/or looks dirty, it shall be rejected for use, and the tank shall be resanitized per sections 11.1.3a.~~
- (3) ~~When these checks indicate satisfactory water quality proceed to fill the tank.~~
- (4) ~~The dome cover shall be closed and sealed after filling to volume desired.~~
- (5) ~~The tank discharge valve cover shall be closed and sealed after filling.~~
- (6) ~~If used a fill connection shall be constructed in a manner to prevent contamination and shall be capped at all times when not in use.~~

11.1.4 Sampling:

- (a) ~~Analysis of the samples must be performed for the plant by an approved commercial laboratory as outlined in Section 10.~~
- (b) ~~When deemed necessary by the Director, sampling of water from Bulk Water System (i.e. tank truck, water buffalo, storage tank, transfer line, etc.) shall be conducted and analyzed.~~

11.1.5 Records:

- (a) ~~Shall be maintained and include the number of gallons delivered daily, cleansing and sanitizing methods used for tank truck and tank trailer interiors, risers, connections, hoses, etc.~~
- (b) ~~Such records shall include date, time and location of delivery, concentration of sanitizing solution, time of contact when applicable, and water quality analysis results as legal evidence of compliance with public health practices and standards.~~

PART III — PERMITS

Section 12.0 — *Permits/Revocation*

- 12.1 ~~Bottlers' permits required for manufacture or sale. It shall be unlawful for any person, firm or corporation to manufacture or bottle for sale, or to sell or offer for sale any carbonated or nonalcoholic beverage, soda water, fruit juice, syrup, mineral or spring water either plain or carbonated, or any other soft drink, so called, without a permit from the Department of Health. No carbonated or nonalcoholic beverage, soda water, fruit juice, syrup, mineral or spring water either plain or carbonated, or any other soft drink, so called, which has been manufactured outside of this state shall be sold or offered for sale within this state unless the person, firm or corporation manufacturing or bottling the same for sale shall hold a permit so to do from the Department of Health. Said permit shall be known as a "Bottlers' Permit" and the person, firm or corporation receiving said permit shall be known as the "Bottler".~~
- 12.2 ~~The provisions of section 12.1 shall not apply to dealers at retail who purchase from the bottler of any carbonated or nonalcoholic beverage, soda water, fruit juice, bottled drinking water either plain or carbonated, or any other soft drink, so called.~~
- 12.3 ~~Issuance and Renewal of Permits — Fee — Posting — Exempt Cider. Blank forms of application for permits shall be furnished by the said department without cost. The fee for such permit shall be as set forth in the *Rules and Regulations Pertaining to the Fee Structure for Licensing, Laboratory and Administrative Services Provided by the Department of Health*. All permits shall expire on December thirty first of the year in which they are issued. Application for renewal of permits must be made on or before the first day of December of each and every year. All permits granted hereunder shall be posted in a conspicuous place on the premises of the bottler so that they may readily be seen by any person inspecting the premises;~~
- 12.4 ~~Suspension or Revocation of Permits. Permits granted hereunder may be suspended or revoked by the Department of Health for violation of any provision of this chapter or the regulations pursuant thereto of Chapter 21-23 or Chapter 21-31 of Rhode Island General Laws of 1956 as amended.~~

PART IV — *VARIANCE PROCEDURE/VIOLATIONS/PRACTICES AND PROCEDURES/SEVERABILITY*

Section 13.0 — *Variance Procedure*

- 13.1 ~~The Department may grant a variance either upon its own motion or upon request of the applicant from the provisions of any rule or regulation in a specific case, if it finds that a literal enforcement of such provision will result in unnecessary hardship to the applicant and that such variance will not be contrary to the public interest, public health and/or health and safety of the public.~~

13.2 ~~A request for a variance shall be filed by an applicant in writing, setting forth in detail the basis upon which the request is made.~~

~~13.2.1 Upon the filing of each request for variance with the Department and within thirty (30) days thereafter, the Department shall notify the applicant by certified mail of its approval or in the case of a denial, a hearing date, time and place may be scheduled if the applicant appeals the denial.~~

~~Section 14.0—*Violations*~~

~~14.1 Any person who violates the statutory provisions and the regulations herein shall be subject to the sanctions of Section 23-16.2 of the General Laws of Rhode Island, 1956, as amended.~~

~~Section 15.0—*Rules Governing Practices and Procedures*~~

~~15.1 All hearings and reviews required under the provisions of the rules and regulations herein shall be held in accordance with the rules and regulations promulgated by the Rhode Island Department of Health, entitled: "Rules and Regulations Governing the Practices and Procedures Before the Rhode Island Department of Health (R42-35-PP).~~

~~Section 16.0—*Severability*~~

~~16.1 If any provision of these rules and regulations or the application thereof to any individual, facility or circumstance shall be held invalid, such invalidity shall not affect the provisions or application of the rules and regulations which can be given effect, and to this end the provisions of the regulations are declared to be severable.~~

APPENDIX I BOTTLED WATER SAMPLING REQUIREMENTS AND STANDARD OF QUALITY

MICROBIOLOGICAL

(1) ~~Coliform Count:~~

(a) ~~Standard—less than one colony per 100 milliliters (ml), or absence of total coliforms in a sample.~~

(b) ~~Frequency of samples:~~

~~(1) Public water supply~~

~~a. source water—one sample every three months.~~

~~b. finished product—minimum one sample per week.~~

~~(2) Private water supply~~

~~a. source water—one sample per week.~~

~~b. finished product—minimum one sample per week.~~

~~(2) Standard Plate Count for Containers and closures:~~

- ~~(a) Swab or Rinse Count Method [21 CFR, Sect. 129.80 (f)]~~
 - ~~(b) Standard—sample(s) shall be free of coliform organisms.~~
 - ~~(c) Frequency of samples:~~
 - ~~(1) minimum of four containers every three months.~~
-

PHYSICAL

- (1) Turbidity:
 - ~~(a) Standard—shall not exceed five units.~~
 - (b) Frequency of samples:
 - (1) source water—one sample per year.
 - (2) finished product—one sample per year.
- (2) Color:
 - ~~(a) Standard—shall not exceed 15 units.~~
 - (b) Frequency of samples:
 - (1) source water—one sample per year.
 - (2) finished product—one sample per year.
- (3) Odor:
 - ~~(a) Standard—shall not exceed threshold odor No. 3.~~
 - (b) Frequency of Samples:
 - (1) source water—one sample per year
 - (2) finished product—one sample per year.

APPENDIX I (cont.)

RADIOLOGICAL:

- (1) Gross Alpha Particle Activity:
 - (a) ~~Including Radium 226 but excluding Radon & Uranium.~~
 - (b) ~~Standard—shall not exceed 15 picoCuries/liter (pCi/l).~~
 - (c) ~~Frequency of Samples:~~
 - (1) ~~source water—one sample every three years.~~
 - (2) ~~finished product—one sample every three years.~~
 - (d) ~~If gross alpha particle activity is 5 pCi/l or less, there is not a need to analyze for Radium 226 and Radium 228. If the gross alpha particle activity exceeds 5 pCi/l, the sample must be analyzed for Radium 226. If the concentration of Radium 226 exceeds 3 pCi/l, the concentration of Radium 228 shall be determined.~~
 - (2) ~~Combined Radium 226 and Radium 228:~~
 - (a) ~~Standard—shall not exceed 5 picoCuries per liter.~~
 - (b) ~~Frequency of Samples:~~
 - (1) ~~source water—one sample every three years.~~
 - (2) ~~finished product—one sample every three years.~~
 - (3) ~~Manmade Beta Particle Activity and Photon Emitters:~~
 - (a) ~~Standard—shall not contain beta particle and photon radioactivity from manmade radionuclides in excess of that which would produce an annual dose equivalent to the total body or any internal organ of 4 millirems per year calculated on the basis of intake of 2 liters of water per day.~~
 - (b) ~~Compliance may be assumed if the average annual concentration of gross beta particle activity is less than 50 pCi/l and the average annual concentration of tritium and strontium 90 are less than 20,000 pCi/l and 8 pCi/l respectively and the sum of their annual dose not to exceed 4 millirems per year.~~
 - (c) ~~Frequency of Samples:~~
 - (1) ~~source water—one sample every three years.~~
 - (2) ~~finished product—one sample every three years.~~
-

INORGANIC CHEMICALS:

- (1) ~~Frequency of Sampling:~~
 - (a) ~~Samples of source water and finished product are to be taken and analyzed by the plant as often as necessary, but at a minimum frequency of once each year for the following chemicals:~~

INORGANIC CHEMICALS (cont):

Chemical Name

APPENDIX I (cont.)

	<u>Standard (mg/l)</u>
Arsenic (As)	0.05
Barium (Ba)	1.0
Cadmium (Cd)	0.01
Chloride (Cl)	250.0
Chromium (Cr)	0.05
Copper (Cu)	1.0
Fluoride (F)	4.0 (source water)
Iron (Fe)	0.3
Lead (Pb)	0.05
Manganese (Mn)	0.05
Mercury (Hg)	0.002
Nitrate (NO ₃)	10.0
Nitrate/Nitrite, Total	10.0
Nitrite (NO ₂)	1.0
Phenols	0.001
Selenium (Se)	0.01
Silver (Ag)	0.05
Sodium (Na)	
Sulfate (SO ₄)	250.0
Total Dissolved Solids (TDS)	500.0*
Zinc (Zn)	5.0

* mineral water shall be greater than 500.0 mg/l.

ORGANIC CHEMICALS

(1) Frequency of Sampling:

- (a) ~~Samples of source water and finished product are to be taken and analyzed by the plant as often as necessary, but at a minimum frequency of once each year for the following chemicals:~~

<u>Chemical Name</u>	<u>Standard (mg/l)</u>
Total Trihalomethanes (TTHM): (Bromoform, Bromodichloromethane, Chlorodibromomethane, Chloroform)	0.100
Pesticides:	
— Endrin	0.0002
— Lindane	0.004

APPENDIX I (cont.)

	<u>Standard (mg/l)</u>
ORGANIC CHEMICALS (cont.):	
<u>Chemical Name</u>	
Methoxychlor	0.1
Toxaphene	0.005
2,4-D	0.1
2,4,5-TP Silvex	0.01
Total Aldicarb (Aldicarb, Aldicarb Sulfone, Aldicarb Sulfoxide)	0.01
<u>Volatile Organic Chemicals:</u>	
Benzene	0.005
Carbon Tetrachloride	0.005
1,2-Dichloroethane	0.005
Trichloroethylene	0.005
para-dichlorobenzene	0.075
1,1-dichloroethylene	0.007
1,1,1-trichloroethane	0.200

APPENDIX I (cont.)

	<u>Standard (mg/l)</u>
Vinyl Chloride	0.002
Unregulated Contaminants:	
Trans-1,2-Dichloroethylene	
Chlorobenzene m-	
Dichlorobenzene	
Dichloromethane cis-1,2-	
Dichloroethylene o-	
Dichlorobenzene Dibromoethane	
1,1-Dichloropropene	
Tetrachloroethylene	
Toluene p-Xylene	
o-Xylene m-Xylene	
1,1-Dichloroethane	
1,2-Dichloropropane	
1,1,2,2-Tetrachloroethane	
Ethylbenzene	
1,3-Dichloropropane	

ORGANIC CHEMICALS (cont.):

Chemical Name

Styrene
Chloromethane
Bromomethane
Bromochloromethane
1,2,3-Trichloropropane
1,1,1,2-Tetrachloroethane
Chloroethane
1,1,2-Trichloroethane
2,2-Dichloropropane
Chemical o-
Chlorotoluene p-
Chlorotoluene
Bromobenzene

APPENDIX I (cont.)

	<u>Standard (mg/l)</u>
1,3-Dichloropropene	
Ethylene dibromide (EDB)	
1,2-Dibromo-3-chloropropane (DBCP)	
1,2,4-Trimethylbenzene	
1,2,4-Trichlorobenzene	
1,2,3-Trichlorobenzene	
n-Propylbenzene-n-	
Butylbenzene	
Naphthalene	
Hexachlorobutadiene	
1,3,5-Trimethylbenzene	
p-Isopropyltoluene	
Isopropylbenzene	
Tert-butylbenzene	
Sec-butylbenzene	
Fluorotrichloromethane	
Dichlorodifluoromethane	

APPENDIX II

SANITIZING SOLUTIONS

Source: ~~21 CFR (4-1-87 Edition)~~

Section 178.1010 Sanitizing Solutions.

~~Sanitizing solutions may be safely used on food processing equipment and utensils, and on other food contact articles as specified in this section, within the following prescribed conditions:~~

- ~~(a) Such sanitizing solutions are used, followed by adequate draining, before contact with food.~~
- ~~(b) The solutions consist of one of the following, to which may be added components generally recognized as safe and components which are permitted by prior sanction or approval.~~
 - ~~(1) An aqueous solution containing potassium, sodium, or calcium hypochlorite, with or without the bromides of potassium, sodium, or calcium.~~
 - ~~(2) An aqueous solution containing dichloroisocyanuric acid, trichloroisocyanuric acid, or the sodium or potassium salts of these acids, with or without the bromides of potassium, sodium, or calcium.~~
 - ~~(3) An aqueous solution containing potassium iodide, sodium p-toluenesulfonchloamide, and sodium lauryl sulfate.~~
 - ~~(4) An aqueous solution containing iodine, butoxy monoether of mixed (ethylene-propylene) polyalkylene glycol having a cloudpoint of 90°-100° C in 0.5 percent aqueous solution and an average molecular weight of 3,300, and ethylene glycol monobutyl ether. Additionally, the aqueous solution may contain diethylene glycol monoethyl ether as an optional ingredient.~~
 - ~~(5) An aqueous solution containing elemental iodine, hydriodic acid, a (p-nonylphenyl)omega hydroxypoly (oxyethylene) (complying with the identity prescribed in Section 178.3400(c) and having a maximum average molecular weight of 748 and/or polyoxyethylene polyoxypropylene block polymers (having a minimum average molecular weight of 1,900). Additionally, the aqueous solution may contain isopropyl alcohol as an optional ingredient.~~
 - ~~(6) An aqueous solution containing elemental iodine, sodium iodide, sodium dioctylsulfosuccinate, and polyoxyethylene polyoxypropylene block polymers (having a minimum average molecular weight of 1,900).~~
 - ~~(7) An aqueous solution containing dodecylbenzenesulfonic acid and either isopropyl alcohol or polyoxyethylene polyoxypropylene block polymers (having a minimum average molecular weight of 2,800). In addition to use on food processing equipment and utensils, this solution may be used on glass bottles and other glass containers intended for holding milk.~~
 - ~~(8) An aqueous solution containing elemental iodine, butoxy monoether of mixed (ethylene-propylene) polyalkylene glycol having a minimum average molecular weight of 2,400 and a lauroyl-omega hydroxypoly (oxyethylene) with an average 8-9 moles of ethylene oxide and an average molecular weight of 400. In addition to use on food processing equipment and utensils, this solution may be used on beverage containers,~~

APPENDIX II (cont.)

- including milk containers or equipment. Rinse water treated with this solution can be recirculated as a preliminary rinse. It is not to be used as final rinse.
- (9) ~~An aqueous solution containing n-alkyl (C₁₂-C₁₈) benzyldimethylammonium chloride compounds having average molecular weights of 351 to 380. The alkyl groups consist principally of groups with 12 to 16 carbon atoms and contain not more than 1 percent each of groups with 8 and 10 carbon atoms. Additionally, the aqueous solution may contain either ethyl alcohol or isopropyl alcohol as an optional ingredient.~~
 - (10) ~~An aqueous solution containing trichloromelamine and either sodium lauryl sulfate or dodecyl benzenesulfonic acid. In addition to use on food processing equipment and utensils and other food contact articles, this solution may be used on beverage containers except milk containers or equipment.~~
 - (11) ~~An aqueous solution containing equal amounts of n-alkyl (C₁₂-C₁₈) benzyl dimethyl ammonium chloride and n-alkyl (C₁₂-C₁₈) dimethyl ethylbenzyl ammonium chloride (having an average molecular weight of 384). In addition to use on food processing equipment and utensils, this solution may be used on food contact surfaces in public eating places.~~
 - (12) ~~An aqueous solution containing the sodium salt of sulfonated oleic acid, polyoxyethylene polyoxypropylene block polymers (having an average molecular weight of 2,000 and 27 to 31 moles of polyoxypropylene). In addition to use on food processing equipment and utensils, this solution may be used on glass bottles and other glass containers intended for holding milk. All equipment, utensils, glass bottles, and other glass containers treated with this sanitizing solution shall have a drainage period of 15 minutes prior to use in contact with food.~~
 - (13) ~~An aqueous solution containing elemental iodine and alkyl (C₁₂-C₁₅) monoether of mixed (ethylene propylene) polyalkylene glycol, having a cloud point of 70°-77°C in 1 percent aqueous solution and an average molecular weight of 807.~~
 - (14) ~~An aqueous solution containing iodine, butoxy monoether of mixed (ethylene propylene) polyalkylene glycol, having a cloud point of 90°-100°C in 0.5 percent aqueous solution and an average molecular weight of 3,300 and polyoxyethylene-polyoxypropylene block polymers (having a minimum average molecular weight of 2,000).~~
 - (15) ~~An aqueous solution containing lithium hypochlorite.~~
 - (16) ~~An aqueous solution containing equal amounts of n-alkyl (C₁₂-C₁₈) benzyl dimethyl ammonium chloride and n-alkyl (C₁₂-C₁₄) dimethyl ethylbenzyl ammonium chloride (having average molecular weights of 377 to 384), with the optional adjuvant substances tetrasodium ethylenediamine tetraacetate and/or alpha (p-nonylphenol)-omega-hydroxy poly (oxyethylene) having an average poly (oxyethylene) content of 11 moles.~~
~~Alpha-hydro-omega-hydroxypoly (oxyethylene) poly(oxypropylene) (15 to 18 mole minimum) poly (oxyethylene) block copolymer, having a minimum molecular weight of 1,900 (CAS Registry No. 9003-11-6) may be used in lieu of alpha (p-nonylphenol)-omega-hydroxy poly(oxyethylene) having an average poly(oxyethylene)~~

APPENDIX II (cont.)

- content of 11 moles. In addition to use on food processing equipment and utensils, this solution may be used on food contact surfaces in public eating places.
- (17) ~~An aqueous solution containing di n-alkyl(C₈-C₁₀)dimethyl ammonium chlorides having average molecular weights of 332-361 and either ethyl alcohol or isopropyl alcohol. In addition to use on food processing equipment and utensils, this solution may be used on food contact surfaces in public eating places.~~
- (18) ~~An aqueous solution containing n-alkyl(C₁₂-C₁₈) benzyl dimethyl ammonium chloride, sodium metaborate, alpha terpineol and alpha[p-(1,1,2,3-tetramethylbutyl)phenyl] omega-hydroxy-poly(oxyethylene) produced with one mole of the phenol and 4 to 14 moles ethylene oxide.~~
- (19) ~~An aqueous solution containing sodium dichloroisocyanurate and tetrasodium ethylenediaminetetraacetate. In addition to use on food processing equipment and utensils, this solution may be used on food contact surfaces in public eating places.~~
- (20) ~~An aqueous solution containing ortho-phenylphenol, ortho-benzyl para-chlorophenol, para-tertiaryamylphenol, sodium alpha-alkyl(C₁₂-C₁₅)) omega-hydroxypoly(oxyethylene) sulfate with the poly(oxyethylene) content averaging one mole, potassium salts of coconut oil fatty acids, and isopropyl alcohol or hexylene glycol.~~
- (21) ~~An aqueous solution containing sodium dodecylbenzenesulfonate. In addition to use on food processing equipment and utensils, this solution may be used on glass bottles and other glass containers intended for holding milk.~~
- (22) ~~An aqueous solution containing (1) di n-alkyl(C₈-C₁₀) dimethyl ammonium chloride compounds having average molecular weights of 332-361 (2) n-alkyl (C₁₂-C₁₈) benzyl dimethyl ammonium chloride compounds having average molecular weights of 351-380 and consisting principally of alkyl groups with 12 to 16 carbon atoms with or without not over 1 percent each of groups with 8 and 10 carbon atoms, and (3) ethyl alcohol. The ratio of compound (1) to compound (2) is 60 to 40.~~
- (23) ~~An aqueous solution containing n-alkyl (C₁₂-C₁₆) benzyl dimethyl ammonium chloride and didecyl dimethyl ammonium chloride.~~
- (24) ~~An aqueous solution containing elemental iodine (CAS Reg. No. 7553-56-2), alpha-[p-(1,1,3,3-tetramethylbutyl)-phenyl]-omega-hydroxypoly(oxyethylene) produced with one mole of the phenol and 4 to 14 moles ethylene oxide, and alpha-alkyl(C₁₂-C₁₅)omega-hydroxy[poly(oxyethylene)-poly(oxypropylene)] (having an average molecular weight of 965).~~
- (25) ~~An aqueous solution containing elemental iodine (CAS Reg. No. 7553-56-2), potassium iodide (CAS Reg. No. 7681-11-0), and isopropanol (CAS Reg. No. 67-63-0). In addition to use on food processing equipment and utensils, this solution may be used on beverage containers, including milk containers and equipment and on food-contact surfaces in public eating places.~~
- (26) [Reserved]
- (27) ~~An aqueous solution containing decanoic acid (CAS Reg. No. 334-48-5), octanoic acid (CAS Reg. No. 124-07-2), and sodium 1-octanesulfonate (CAS) Reg. No. 5324-84-5). Additionally, the aqueous solution may contain isopropyl alcohol (CAS Reg. No. 67-630) as an optional ingredient.~~

APPENDIX II (cont.)

- (28) ~~An aqueous solution containing sulfonated 9-octadecenoic acid (CAS Reg. No. 6898876-1) and sodium xylenesulfonate (CAS Reg. No. 1300-72-7).~~
- (29) ~~An aqueous solution containing dodecyl-diphenyloxide-disulfonic acid (CAS Reg. No. 30260-73-2), sulfonated tall-oil fatty acid (CAS Reg. No. 68309-27-3), and neo-decanoic acid (CAS Reg. No. 26896-20-8). In addition to use on food processing equipment and utensils, this solution may be used on glass bottles and other glass containers intended for holding milk.~~
- (30) ~~An aqueous solution containing hydrogen peroxide (CAS Reg. No. 7722-84-1), peracetic acid (CAS Reg. No. 79-21-0), acetic acid (CAS Reg. No. 64-19-7), and 1-hydroxyethylidene-1,1-diphosphonic acid (CAS Reg. No. 2809-21-4).~~
- (31) ~~An aqueous solution containing elemental iodine, alpha-alkyl(C₁₀-C₁₄)-omega-hydroxypoly(oxyethylene)poly(oxypropylene) of average molecular weight between 768 and 837, and alpha-alkyl(C₁₂-C₁₈)-omega-hydroxypoly(oxyethylene)poly(oxypropylene) of average molecular weight between 950 and 1,120. In addition to use on food processing equipment and utensils, this solution may be used on food-contact surfaces in public eating places.~~
- (32) ~~An aqueous solution containing (i) di-n-alkyl(C₈-C₁₀)-dimethyl-ammonium chloride compounds having average molecular weights of 332 to 361, (ii) n-alkyl(C₁₂-C₁₈)-benzyl-dimethylammonium chloride compounds having average molecular weights of 351 to 380 and consisting principally of alkyl groups with 12 to 16 carbon atoms with no more than 1 percent of groups with 8 and 10, (iii) ethyl alcohol, and (iv) alpha-(p-nonyl-phenyl)-omega-hydroxypoly(oxyethylene) produced by the condensation of 1 mole of p-nonylphenol with 9 to 12 moles of ethylene oxide. The ratio of compound (i) to compound (ii) is 3 to 2.~~
- (33) ~~An aqueous solution containing (i) di-n-alkyl(C₈-C₁₀)-dimethylammonium chloride compounds having average molecular weights of 332 to 361; (ii) n-alkyl(C₁₂-C₁₈)-benzyl-dimethylammonium chloride compounds having molecular weights of 351 to 380 and consisting principally of alkyl groups with 12 to 16 carbon atoms with no more than 1 percent of the groups with 8 to 10; and (iii) tetrasodium-ethylenediamine tetraacetate. Additionally, the aqueous solution contains either alpha-(p-nonylphenyl)-omega-hydroxypoly(oxyethylene) or alpha-alkyl(C₁₁-C₁₅)-omega-hydroxypoly(oxyethylene), each produced with 9 to 13 moles of ethylene oxide. The ratio of compound (i) to compound (ii) is 3 to 2.~~
- (c) ~~The solutions identified in paragraph (b) of this section will not exceed the following concentrations:~~
- (1) ~~Solutions identified in paragraph (b)(1) of this section will provide not more than 200 parts per million of available halogen determined as available chlorine.~~
 - (2) ~~Solutions identified in paragraph (b)(2) of this section will provide not more than 100 parts per million of available halogen determined as available chlorine.~~
 - (3) ~~Solution identified in paragraph (b)(3) of this section will provide not more than 25 parts per million of titratable iodine. The solutions will contain the components~~

APPENDIX II (cont.)

~~potassium iodide, sodium p-toluenesulfonchloramide and sodium lauryl sulfate at a level not in~~

~~excess of the minimum required to produce their intended functional effect.~~

APPENDIX II (cont.)

- (4) ~~Solutions identified in paragraph (b)(4), (5), (6), (8), (13), and (14) of this section will contain iodine to provide not more than 25 parts per million of titratable iodine. The adjuvants used with the iodine will not be in excess of the minimum amounts required to accomplish the intended technical effect.~~
- (5) ~~Solutions identified in paragraph (b)(7) of this section will provide not more than 400 parts per million dodecylbenzenesulfonic acid and not more than 80 parts per million of polyoxyethylene-polyoxypropylene block polymers (having a minimum average molecular weight of 2,800) or not more than 40 parts per million of isopropyl alcohol.~~
- (6) ~~Solutions identified in paragraph (b)(9) of this section shall provide when ready to use no more than 200 parts per million of the active quaternary compound.~~
- (7) ~~Solutions identified in paragraph (b)(10) of this section shall provide not more than sufficient trichloromelamine to produce 200 parts per million of available chlorine and either sodium lauryl sulfate at a level not in excess of the minimum required to produce its intended functional effect or not more than 400 parts per million of dodecylbenzenesulfonic acid.~~
- (8) ~~Solutions identified in paragraph (b)(11) of this section shall provide, when ready to use, not more than 200 parts per million of active quaternary compound.~~
- (9) ~~The solution identified in paragraph (b)(12) of this section shall provide not more than 200 parts per million of sulfonated oleic acid, sodium salt.~~
- (10) ~~Solutions identified in paragraph (b)(15) of this section will provide not more than 200 parts per million of available chlorine and not more than 30 ppm lithium.~~
- (11) ~~Solutions identified in paragraph (b)(16) of this section shall provide not more than 200 parts per million of active quaternary compound.~~
- (12) ~~Solutions identified in paragraph (b)(17) of this section shall provide, when ready to use, a level of 150 parts per million of the active quaternary compound.~~
- (13) ~~Solutions identified in paragraph (b)(18) of this section shall provide not more than 200 parts per million of active quaternary compound and not more than 66 parts per million of alpha[p-(1,1,3,3-tetramethylbutyl) phenyl]-omega-hydroxypoly (oxyethylene).~~
- (14) ~~Solutions identified in paragraph (b)(19) of this section shall provide, when ready to use, a level of 100 parts per million of available chlorine.~~
- (15) ~~Solutions identified in paragraph (b)(20) of this section are for single use applications only and shall provide, when ready to use, a level of 800 parts per million of total active phenols consisting of 400 parts per million ortho-phenylphenol, 320 parts per million ortho-benzyl para-chlorophenol and 80 parts per million para-tertiaryamylphenol.~~
- (16) ~~Solution identified in paragraph (b)(21) of this section shall provide not more than 430 parts per million and not less than 25 parts per million of sodium dodecylbenzenesulfonate.~~
- (17) ~~Solutions identified in paragraph (b)(22) of this section shall provide when ready to use, at least 150 parts per million and not more than 400 parts per million of active quaternary compound.~~

- (18) Solutions identified in paragraph (b)(23) of this section shall provide at least 150 parts per million and not more than 200 parts per million of the active quaternary compound.
- (19) Solutions identified in paragraphs (b)(24) and (b)(25) of this section shall provide at least 12.5 parts per million and not more than 25 parts per million of titratable iodine. The adjuvants used with the iodine shall not be in excess of the minimum amounts required to accomplish the intended technical effect.
- (20) (21) [Reserved]
- (22) Solutions identified in paragraph (b)(27) of this section shall provide, when ready to use, at least 109 parts per million and not more than 218 parts per million of total active fatty acids and at least 156 parts per million and not more than 312 parts per million of the sodium 1-octanesulfonate.
- (23) Solutions identified in paragraph (b)(28) of this section shall provide, when ready to use, at least 156 parts per million and not more than 312 parts per million of sulfonated 9-octadecenoic acid, at least 31 parts per million and not more than 62 parts per million of sodium-xylenesulfonate.
- (24) Solutions identified in paragraph (b)(29) of this section will provide at least 237 parts per million and not more than 474 parts per million dodecyldiphenyloxydisulfonic acid, at least 33 parts per million and not more than 66 parts per million sulfonated tall oil fatty acid, and at least 87 parts per million and not more than 174 parts per million neodecanoic acid.
- (25) Solutions identified in paragraph (b)(30) of this section shall provide, when ready to use, not less than 550 parts per million and not more than 1,100 parts per million hydrogen peroxide, not less than 100 parts per million and not more than 200 parts per million peracetic acid, not less than 150 parts per million and not more than 300 parts per million acetic acid, and not less than 15 parts per million and not more than 30 parts per million 1-hydroxyethylidene-1,1-diphosphonic acid.
- (26) The solution identified in paragraph (b)(31) of this section shall provide, when ready to use, at least 12.5 parts per million and not more than 25 parts per million of titratable iodine. The adjuvants used with the iodine will not be in excess of the minimum amounts required to accomplish the intended technical effect.
- (27) Solutions identified in paragraph (b)(32) of this section shall provide, when ready to use, at least 150 parts per million and no more than 400 parts per million of active quaternary compounds in solutions containing no more than 600 parts per million water hardness. The adjuvants used with the quaternary compounds will not exceed the amounts required to accomplish the intended technical effect.
- (28) Solutions identified in paragraph (b)(33) of this section shall provide, when ready to use, at least 150 parts per million and not more than 400 parts per million of active quaternary compounds. The adjuvants used with the quaternary compounds shall not exceed the amounts required to accomplish the intended technical effect. Tetrasodium ethylenediamine tetraacetate shall be added at a minimum level of 60 parts per million. Use of these sanitizing solutions shall be limited to conditions of water hardness not in excess of 300 parts per million.

~~(d) Sanitizing agents for use in accordance with this section will bear labeling meeting the requirements of the Federal Insecticide, Fungicide, and Rodenticide Act.~~

REFERENCES

1. ~~Standard Methods for the Examination of Water and Wastewater, current edition.~~
2. ~~Rules and Regulations Pertaining to Public Drinking Water (R46-13-DWQ) Rhode Island Department of Health.~~

~~BottledWaterFinal_Sept2012.doc~~

~~Friday, 14 September 2012~~

**~~RULES AND REGULATIONS PRESCRIBING MINIMUM
STANDARDS FOR PROCESSING, STORAGE AND
TRANSPORTATION OF FISH AND FISHERY PRODUCTS~~**



~~[R21.27; 21-31; 23-1-FFP]~~

~~STATE OF RHODE ISLAND AND PROVIDENCE PLANTATIONS~~

~~DEPARTMENT OF HEALTH~~

~~April 1971~~

AS AMENDED:

~~January 2002 (re filing in accordance with the
provisions of section 42-35-4.1 of the Rhode
Island General Laws, as amended)~~

~~January 2007 (re filing in accordance with the
provisions of section 42-35-4.1 of the Rhode
Island General Laws, as amended)~~

~~January 2012 (re filing in accordance with the
provisions of section 42-35-4.1 of the Rhode
Island General Laws, as amended)~~

~~January 2012~~

September 2012

INTRODUCTION

~~These amended *Rules and Regulations Prescribing Minimum Standards for Processing, Storage and Transportation of Fish and Fishery Products*[†] [R21-27; 21-31; 23-1 FFP] are promulgated pursuant to the authority set forth in Chapters 21-27, 21-31 and 23-1 of the General Laws of Rhode Island, as amended, and are established for the purpose of adopting minimum standards for assuring the safety of fish and fishery products that are comparable to those established by the U.S. Food and Drug Administration (FDA) pursuant to 21 CFR 123.~~

~~A complete replacement of the 1971 regulations concerning seafood products was deemed necessary due to advances in science and technology, and in order to provide the industry with requirements consistent with existing federal mandates under the Code of Federal Regulations.~~

~~Processing and handling of molluscan shellfish is regulated pursuant to the *Rules and Regulations Pertaining to the Processing and Distribution of Shellfish* [R21-14 SB]. Therefore, molluscan shellfish are not subject to the *Rules and Regulations Prescribing Minimum Standards for Processing, Storage and Transportation of Fish and Fishery Products*.~~

~~Pursuant to the provisions of §§42-35-3(a)(3) and (a)(4) of the General Laws of Rhode Island, as amended, the following were given consideration in arriving at these amended regulations:~~

- ~~(1) Alternative approaches to the regulations;~~
- ~~(2) Duplication or overlap with other state regulations; and~~
- ~~(3) Significant economic impact on small business.~~

~~Based on the available information, no known overlap, duplication or alternative approach was identified.~~

~~Upon promulgation of these amendments, these Regulations shall supersede all previous *Rules and Regulations Prescribing Minimum Standards for Seafood Processing, Storage and Transportation* promulgated by the Department of Health and filed with the Secretary of State.~~

[†]All editions of the *Rules and Regulations Prescribing Minimum Standards for Seafood Processing, Storage and Transportation* prior to January 2012 were promulgated solely pursuant to authority under Chapter 23-1 of the General Laws of Rhode Island, as amended. Beginning with the January 2012 edition, the *Rules and Regulations Prescribing Minimum Standards for Processing, Storage and Transportation of Fish and Fishery Products* are promulgated pursuant to authority under Chapters 21-27, 21-31 and 23-1 of the General Laws of Rhode Island, as amended. Furthermore, the title of the Regulation was changed to reflect the expansion of the Regulation's scope to include all fish and fishery products.

TABLE OF CONTENTS

Sections

Page

1.0 Definitions	1
2.0 Registration of a Fish or Fishery Product Processing Facility	2
3.0 Exemptions	4
4.0 Hazard Analysis and Hazard Analysis Critical Control Point (HACCP) Plan	4
5.0 Corrective Actions	6
6.0 Verification	7
7.0 Records	8
8.0 Training	10
9.0 Sanitation Control Procedures	10
10.0 Labeling	12
11.0 Shipping Documents	13
12.0 Special Requirements for Imported Products	14
13.0 Specific Requirements—Smoked and Smoke Flavored Fishery Products	15
14.0 Specific Requirements—Clam Juice	15
15.0 Variances Procedure	15
16.0 Compliance and Enforcement	15
17.0 Severability	17

THIS PAGE INTENTIONALLY LEFT BLANK

Section 1.0—*Definitions*

Wherever used in these Regulations, the following terms shall be construed as follows:

- 1.1 ***Critical control point*** means a point, step, or procedure in a food process at which control can be applied, and a food safety hazard can as a result be prevented, eliminated, or reduced to acceptable levels.
- 1.2 ***Critical limit*** means the maximum or minimum value to which a physical, biological, or chemical parameter must be controlled at a critical control point to prevent, eliminate, or reduce to an acceptable level the occurrence of the identified food safety hazard.
- 1.3 ***Department*** means the Rhode Island Department of Health.
- 1.4 ***Director*** means the Director of the Rhode Island Department of Health or his or her duly authorized designee.
- 1.5 ***FDA*** means the U.S. Food and Drug Administration.
- 1.6 ***Fish*** means fresh or saltwater finfish, crustaceans, other forms of aquatic animal life (including, but not limited to, alligator, frog, aquatic turtle, jellyfish, sea cucumber, and sea urchin and the roe of such animals) other than birds or mammals, and all mollusks, where such animal life is intended for human consumption.
- 1.7 ***Fishery product*** means any human food product in which fish is a characterizing ingredient.
- 1.8 ***Food safety hazard*** means any biological, chemical, or physical property that may cause a food to be unsafe for human consumption.
- 1.9 ***Fresh*** means recently made, produced, or harvested; not stale or spoiled; not preserved, as by canning, smoking, or freezing
- 1.10 ***Importer*** means either the U.S. owner or consignee at the time of entry into the United States, or the U.S. agent or representative of the foreign owner or consignee at the time of entry into the United States, who is responsible for ensuring that goods being offered for entry into the United States are in compliance with all laws affecting the importation. For the purposes of this definition, ordinarily the importer is not the custom house broker, the freight forwarder, the carrier or the steamship representative.
- 1.11 ***Molluscan shellfish*** means any edible species of fresh or frozen oysters, clams, mussels, or scallops, or edible portions of such species, except when the product consists entirely of the shucked adductor muscle.
- 1.12 ***Operational plan*** means a written description of the design and activities of the facility specific to, but not limited to, the species of fish or fishery product to be processed, the source of the fish or fishery product to be processed, how the fish or fishery product will be processed, and how the required records will be maintained.
- 1.13 ***Preventive measure*** means physical, chemical, or other factors that can be used to control an identified food safety hazard.

- 1.14 ~~**Process-monitoring instrument**~~ means an instrument or device used to indicate conditions during processing at a critical control point.
- 1.15 ~~**Processing**~~ means, with respect to fish or fishery products: Handling, storing, preparing, heading, eviscerating, shucking, freezing, changing into different market forms, manufacturing, preserving, packing, labeling, dockside unloading or holding.
- 1.16 ~~**Processor**~~ means any person engaged in commercial, custom, or institutional processing of fish or fishery products, either in the United States or in a foreign country. Processing includes any person engaged in the production of foods that are to be used in market or consumer tests.
- 1.17 ~~**RIGL**~~ means the General Laws of Rhode Island, as amended.
- 1.18 ~~**Scombrotoxin-forming species**~~ means tuna, bluefish, mahi mahi, and other species, whether or not in the family Scombridae, in which significant levels of histamine may be produced in the fish flesh by decarboxylation of free histidine as a result of exposure of the fish after capture to temperatures that permit the growth of mesophilic bacteria.
- 1.19 ~~**Smoked or smoke-flavored fishery products**~~ means the finished food prepared by:
- (1) Treating fish with salt (sodium chloride), and
 - (2) Subjecting it to the direct action of smoke from burning wood, sawdust, or similar material and/or imparting to it the flavor of smoke by a means such as immersing it in a solution of wood smoke.
- 1.20 ~~**These Regulations**~~ mean all parts of Rhode Island *Rules and Regulations for Processing, Storage and Transportation of Fish and Fishery Products* [R21-27; 21-31; 23-1 FFP].

Section 2.0 — ~~**Registration of a Fish or Fishery Product Processing Facility**~~

2.1 ~~**General Requirement.**~~ No person shall operate a fish or fishery product processing facility unless the person is registered with the Department under the provisions of §2.0 of these Regulations.

2.2 ~~**Registration Application**~~

- (a) An applicant for registration of a fish or fishery product processing facility shall submit a completed application to the Department on forms provided by the Department. The application shall include all the required information on the form.
- (b) ~~**Additional Information.**~~ An applicant for registration of a fish or fishery product processing facility shall also submit the following information for review by the Department at least thirty (30) days prior to the scheduled first use of the facility:
 - (1) ~~**Plans and Specifications:**~~
 - (i) Proposed layout, mechanical schematics, construction materials, and finish schedules;
 - (ii) Proposed equipment types, manufacturers, model numbers, locations, dimensions, performance capacities and installation specifications;
 - (iii) Intended type(s) of fish or fishery product(s) to be processed;
 - (iv) Anticipated volume of fish or fishery product(s) to be processed and stored; and

- (v) ~~Other information that may be required by the Department for the proper review of the proposed construction, conversion or modification to ensure compliance with the requirements of these Regulations.~~
- (2) HACCP Plan. ~~A properly prepared HACCP plan as specified in §4.0 of these Regulations.~~
- (3) Operational Plan. ~~A properly prepared Operational Plan as specified in §1.12 of these Regulations.~~

2.3 Notification of Changes

- (a) ~~Any person registered to operate a fish or fishery product processing facility pursuant to §2.0 of these Regulations shall notify the Department in writing before making any change which would render the information² contained in their application for registration no longer accurate.~~
- (b) ~~Any registration to operate a fish or fishery product processing facility issued pursuant to §2.0 of these Regulations shall apply only to those type(s) of fish or fishery product(s) identified in the application. Any proposed changes in the type(s) of fish or fishery product(s) being processed shall require written notification to, and approval by, the Department before the changes can be implemented.~~
- (c) **Updated Facility Plan.** ~~Any person registered to operate a fish or fishery product processing facility pursuant to §2.0 of these Regulations shall submit an updated HACCP Plan (if applicable); an updated operational plan (if applicable) and properly prepared plans and specifications to the Department, for review and approval, at least thirty (30) days before:~~
 - (1) ~~The construction of a structure for use as a fish or fishery product processing facility;~~
 - (2) ~~The conversion of an existing structure for use as a fish or fishery product processing facility;~~
~~or~~
 - (3) ~~The remodeling of a fish or fishery product facility or a change of type(s) of fish or fishery product(s) being processed, if the Department determines that plans and specifications are necessary to assure compliance with these Regulations.~~

2.4 Issuance and Renewal of a Registration

- (a) **Issuance of a Registration.** ~~Pursuant to the provisions of RIGL §21-27-10, the Department shall grant a registration to operate a fish or fishery product processing facility to an applicant who meets the registration requirements set forth in these Regulations, and upon receipt of the registration fee established by RIGL §21-27-10(e)(1) and as set forth in the *Rules and Regulations Pertaining to the Fee Structure for Licensing, Laboratory and Administrative Services Provided by the Department of Health*. The registration period shall be for twelve (12) months, unless sooner suspended or revoked for cause, commencing on October 1st, and the registration fee shall be at the full annual rate regardless of the date of application or the date of issuance of registration.~~
- (b) **Renewal of Registration.** ~~A person may request renewal of a registration for a fish or fishery product processing facility by submitting a completed renewal application, as provided by the Department, and the registration renewal fee established by RIGL §21-27-10(e)(1) and as set forth in the *Rules and Regulations Pertaining to the Fee Structure for Licensing, Laboratory and Administrative Services Provided by the Department of Health*. The renewed registration shall~~

² For example, type(s) of fish or fish product being processed, name, mailing address or phone number.

be valid for a period of twelve (12) months, unless sooner suspended or revoked for cause, commencing on October 1st.

Section 3.0 — *Exemptions*

3.1 The following operations are not subject to these Regulations:

- (a) Processing and handling of molluscan shellfish. However, these activities are regulated pursuant to the *Rules and Regulations Pertaining to the Processing and Distribution of Shellfish [R21-14-SB]*³.
- (b) Harvesting fish or fishery products, without otherwise engaging in processing.
- (c) Practices such as heading, eviscerating, or freezing intended solely to prepare a fish for holding on-board a harvest vessel.
- (d) The operation of a retail establishment offering for sale to the consumer only fish or fishery product which have been obtained from persons registered to operate a fish or fishery product processing business.

Section 4.0 — *Hazard Analysis and Hazard Analysis Critical Control Point (HACCP) Plan*

4.1 **Hazard Analysis.** Every fish or fishery product processor shall conduct, or have conducted for it, a hazard analysis to determine whether there are food safety hazards that are reasonably likely to occur for each kind of fish or fishery product processed by that processor and to identify the preventive measures that the processor can apply to control those hazards. Such food safety hazards can be introduced both within and outside the processing plant environment, including food safety hazards that can occur before, during, and after harvest. A food safety hazard that is reasonably likely to occur is one for which a prudent processor would establish controls because experience, illness data, scientific reports, or other information provide a basis to conclude that there is a reasonable possibility that it will occur in the particular type of fish or fishery product being processed in the absence of those controls.

4.2 **The HACCP Plan.** Every fish or fishery product processor shall have and implement a written HACCP plan whenever a hazard analysis reveals one or more food safety hazards that are reasonably likely to occur, as described in §4.1 of these Regulations. A HACCP plan shall be specific to:

- (a) Each location where fish or fishery products are processed by that processor; and
- (b) Each kind of fish or fishery product processed by the processor. The plan may group kinds of fish or fishery products together, or group kinds of production methods together, if the food safety hazards, critical control points, critical limits, and procedures required to be identified and performed in §4.3 of these Regulations are identical for all fish or fishery products so grouped or for all production methods so grouped.

4.3 **The Contents of the HACCP Plan.** The HACCP plan shall, at a minimum:

³ Current copies of all regulations issued by the RI Department of Health may be downloaded at no charge from the RI Secretary of State's Final Rules and Regulations Database website: <http://www.sos.ri.gov/rules/>

- (a) ~~List the food safety hazards that are reasonably likely to occur, as identified in accordance with §4.1 of these Regulations, and that thus must be controlled for each fish or fishery product. Consideration should be given to whether any food safety hazards are reasonably likely to occur as a result of the following:~~
 - (1) ~~Natural toxins;~~
 - (2) ~~Microbiological contamination;~~
 - (3) ~~Chemical contamination;~~
 - (4) ~~Pesticides;~~
 - (5) ~~Drug residues;~~
 - (6) ~~Decomposition in scombroid toxin forming species or in any other species where a food safety hazard has been associated with decomposition;~~
 - (7) ~~Parasites, where the processor has knowledge or has reason to know that the parasite-containing fish or fishery product will be consumed without a process sufficient to kill the parasites, or where the processor represents, labels, or intends for the product to be so consumed;~~
 - (8) ~~Unapproved use of direct or indirect food or color additives; and~~
 - (9) ~~Physical hazards;~~
- (b) ~~List the critical control points for each of the identified food safety hazards, including as appropriate:~~
 - (1) ~~Critical control points designed to control food safety hazards that could be introduced in the processing plant environment; and~~
 - (2) ~~Critical control points designed to control food safety hazards introduced outside the processing plant environment, including food safety hazards that occur before, during, and after harvest;~~
- (c) ~~List the critical limits that must be met at each of the critical control points;~~
- (d) ~~List the procedures, and frequency thereof, that will be used to monitor each of the critical control points to ensure compliance with the critical limits;~~
- (e) ~~Include any corrective action plans that have been developed in accordance with §5.0 of these Regulations, to be followed in response to deviations from critical limits at critical control points;~~
- (f) ~~List the verification procedures, and frequency thereof, that the processor will use in accordance with §6.1 of these Regulations;~~
- (g) ~~Provide for a recordkeeping system that documents the monitoring of the critical control points. The records shall contain the actual values and observations obtained during monitoring.~~

4.4 ~~Signing and Dating the HACCP Plan~~

- (a) ~~The HACCP plan shall be signed and dated, either by the most responsible individual onsite at the fish or fishery product processing facility or by a higher level official of the processor. This signature shall signify that the HACCP plan has been accepted for implementation by the firm.~~
- (b) ~~The HACCP plan shall be dated and signed:~~
 - (1) ~~Upon initial acceptance;~~

- (2) Upon any modification; and
 - (3) Upon verification of the plan in accordance with §6.1(a) of these Regulations.
- 4.5 **Products Subject to Other Regulations.** For fish or fishery products that are subject to the requirements of 21 CFR Part 113 *Thermally Processed Low Acid Foods Packaged in Hermetically Sealed Containers* or Part 114 *Acidified Foods*, the HACCP plan need not list the food safety hazard associated with the formation of *Clostridium botulinum* toxin in the finished, hermetically sealed container, nor list the controls to prevent that food safety hazard. A HACCP plan for such fish or fishery products shall address any other food safety hazards that are reasonably likely to occur.
- 4.6 **Sanitation.** Sanitation controls may be included in the HACCP plan. However, to the extent that they are monitored in accordance with §9.2 of these Regulations they need not be included in the HACCP plan, and vice versa.
- 4.7 **Legal Basis.** Failure of a fish or fishery product processor to have and implement a HACCP plan that complies with §4.0 of these Regulations whenever a HACCP plan is necessary; otherwise operate in accordance with the requirements of this part, shall render the fish or fishery products of that processor adulterated under RIGL §21-31-10. Whether a fish or fishery product processor's actions are consistent with ensuring the safety of food will be determined through an evaluation of the processor's overall implementation of its HACCP plan, if one is required.

Section 5.0—*Corrective Actions*

- 5.1 Whenever a deviation from a critical limit occurs, a fish or fishery product processor shall take corrective action either by:
- (a) Following a corrective action plan that is appropriate for the particular deviation, or (b) Following the procedures in §5.3 of these Regulations.
- 5.2 Fish or fishery product processors may develop written corrective action plans, which become part of their HACCP plans in accordance with §4.3(e) of these Regulations, by which they predetermine the corrective actions that they will take whenever there is a deviation from a critical limit. A corrective action plan that is appropriate for a particular deviation is one that describes the steps to be taken and assigns responsibility for taking those steps, to ensure that:
- (a) No product enters commerce that is either injurious to health or is otherwise adulterated as a result of the deviation; and
 - (b) The cause of the deviation is corrected.
- 5.3 When a deviation from a critical limit occurs and the fish or fishery product processor does not have a corrective action plan that is appropriate for that deviation, the processor shall:
- (a) Segregate and hold the affected product, at least until the requirements of §§5.3(a) and (b) of these Regulations are met;
 - (b) Perform or obtain a review to determine the acceptability of the affected product for distribution. The review shall be performed by an individual or individuals who have adequate training or

~~experience to perform such a review. Adequate training may or may not include training in accordance with §8.0 of these Regulations;~~

- ~~(c) Take corrective action, when necessary, with respect to the affected product to ensure that no product enters commerce that is either injurious to health or is otherwise adulterated as a result of the deviation;~~
- ~~(d) Take corrective action, when necessary, to correct the cause of the deviation;~~
- ~~(e) Perform or obtain timely reassessment by an individual or individuals who have been trained in accordance with §8.0 of these Regulations, to determine whether the HACCP plan needs to be modified to reduce the risk of recurrence of the deviation, and modify the HACCP plan as necessary.~~

~~5.4 All corrective actions taken in accordance with §5.3 of these Regulations shall be fully documented in records that are subject to verification in accordance with §6.1(c)(2) of these Regulations and the recordkeeping requirements of §7.0 of these Regulations.~~

Section 6.0 — *Verification*

~~6.1 **Overall Verification.** Every fish or fishery product processor shall verify that the HACCP plan is adequate to control food safety hazards that are reasonably likely to occur, and that the plan is being effectively implemented. Verification shall include, at a minimum:~~

- ~~(a) **Reassessment of the HACCP Plan.** A reassessment of the adequacy of the HACCP plan whenever any changes occur that could affect the hazard analysis or alter the HACCP plan in any way or at least annually. Such changes may include changes in the following: raw materials or source of raw materials, product formulation, processing methods or systems, finished product distribution systems, or the intended use or consumers of the finished product. The reassessment shall be performed by an individual or individuals who have been trained in accordance with §8.0 of these Regulations. The HACCP plan shall be modified immediately whenever a reassessment reveals that the plan is no longer adequate to fully meet the requirements of §4.3 of these Regulations.~~
- ~~(b) **Ongoing Verification Activities.** Ongoing verification activities including:~~
 - ~~(1) A review of any consumer complaints that have been received by the fish or fishery product processor to determine whether they relate to the performance of critical control points or reveal the existence of unidentified critical control points;~~
 - ~~(2) The calibration of process monitoring instruments; and,~~
 - ~~(3) At the option of the processor, the performing of periodic end product or in-process testing.~~
- ~~(c) **Records Review.** A review, including signing and dating, by an individual who has been trained in accordance with §8.0 of these Regulations, of the records that document:~~
 - ~~(1) **The Monitoring of Critical Control Points.** The purpose of this review shall be, at a minimum, to ensure that the records are complete and to verify that they document values that are within the critical limits. This review shall occur within one (1) week of the day that the records are made;~~
 - ~~(2) **The Taking of Corrective Actions.** The purpose of this review shall be, at a minimum, to ensure that the records are complete and to verify that appropriate corrective actions were~~

~~taken in accordance with §5.2 of these Regulations. This review shall occur within one (1) week of the day that the records are made; and~~

- ~~(3) The calibrating of any process control instruments used at critical control points and the performing of any periodic end product or in process testing that is part of the fish or fishery product processor's verification activities. The purpose of these reviews shall be, at a minimum, to ensure that the records are complete, and that these activities occurred in accordance with the processor's written procedures. These reviews shall occur within a reasonable time after the records are made.~~
- 6.2 **Corrective Actions.** ~~Fish or fishery product processors shall immediately follow the procedures in §5.0 of these Regulations whenever any verification procedure, including the review of a consumer complaint, reveals the need to take a corrective action.~~
- 6.3 **Reassessment of the Hazard Analysis.** ~~Whenever a fish or fishery product processor does not have a HACCP plan because a hazard analysis has revealed no food safety hazards that are reasonably likely to occur, the processor shall reassess the adequacy of that hazard analysis whenever there are any changes that could reasonably affect whether a food safety hazard now exists. Such changes may include, but are not limited to changes in: raw materials or source of raw materials, product formulation, processing methods or systems, finished product distribution systems, or the intended use or consumers of the finished product. The reassessment shall be performed by an individual or individuals who have been trained in accordance with §8.0 of these Regulations.~~
- 6.4 **Recordkeeping.** ~~The calibration of process monitoring instruments, and the performing of any periodic end product and in process testing, in accordance with §§6.1(b)(2) through (b)(3) of these Regulations shall be documented in records that are subject to the recordkeeping requirements of §7.0 of these Regulations.~~

Section 7.0—*Records*

7.1 **General Requirements.** ~~All records required by these Regulations shall include:~~

- ~~(a) The name and location of the fish or fishery product processor or importer;~~
- ~~(b) The date and time of the activity that the record reflects;~~
- ~~(c) The signature or initials of the person performing the operation; and~~
- ~~(d) Where appropriate, the identity of the product and the production code, if any. Processing and other information shall be entered on records at the time that it is observed.~~

7.2 **Record Retention**

- ~~(a) All records required by these Regulations shall be retained at the fish or fishery product processing facility or importer's place of business in the United States for at least one (1) year after the date they were prepared in the case of refrigerated products and for at least two (2) years after the date they were prepared in the case of frozen, preserved, or shelf stable products.~~
- ~~(b) Records that relate to the general adequacy of equipment or processes being used by a processor, including the results of scientific studies and evaluations, shall be retained at the processing facility or the importer's place of business in the United States for at least two (2) years after their applicability to the product being produced at the facility.~~

- (c) ~~If the fish or fishery product processing facility is closed for a prolonged period between seasonal packs, or if record storage capacity is limited on a processing vessel or at a remote processing site, the records may be transferred to some other reasonably accessible location at the end of the seasonal pack but shall be immediately returned for official review upon demand.~~

~~7.3 **Official Review.** All records required by these Regulations and all plans and procedures required by these Regulations shall be available for official review and copying at reasonable times.~~

~~7.4 **Public Disclosure**~~

(a)

Subject to the limitations in §7.4(b) of these Regulations, all plans and records required by these Regulations are not available for public disclosure unless they have been previously disclosed to the public as defined in 21 CFR §20.81 or they relate to a product or ingredient that has been abandoned and they no longer represent a trade secret or confidential commercial or financial information as defined in 21 CFR §20.61.

(b) However, these records and plans may be subject to disclosure to the extent that they are otherwise publicly available, or that disclosure could not reasonably be expected to cause a competitive hardship, such as generic type HACCP plans that reflect standard industry practices.

~~7.5 **Records Maintained on Computers.** The maintenance of records on computers is acceptable, provided that appropriate controls are implemented to ensure the integrity of the electronic data and signatures.~~

Section 8.0 — *Training*

~~8.1 At a minimum, the following functions shall be performed by an individual who has successfully completed training in the application of HACCP principles to fish or fishery product processing at least equivalent to that received under standardized curriculum recognized as adequate by the U.S. Food and Drug Administration or who is otherwise qualified through job experience to perform these functions. Job experience will qualify an individual to perform these functions if it has provided knowledge at least equivalent to that provided through the standardized curriculum.~~

- ~~(a) Developing a HACCP plan, which could include adapting a model or generic type HACCP plan, that is appropriate for a specific processor, in order to meet the requirements of §4.2 of these Regulations;~~
- ~~(b) Reassessing and modifying the HACCP plan in accordance with the corrective action procedures specified in §5.3(e) of these Regulations, the HACCP plan in accordance with the verification activities specified in §6.1(a) of these Regulations, and the hazard analysis in accordance with the verification activities specified in §6.3 of these Regulations; and~~
- ~~(c) Performing the record review required by §6.1(c) of these Regulations. The trained individual need not be an employee of the processor.~~

Section 9.0 — *Sanitation Control Procedures*

~~9.1 **Sanitation SOP.** Each fish or fishery product processor should have and implement a written sanitation standard operating procedure (herein referred to as SSOP) or similar document that is specific to each location where fish or fishery products are produced. The SSOP should specify how the fish or fishery product processor will meet those sanitation conditions and practices that are to be monitored in accordance with §9.2 of these Regulations.~~

~~9.2 **Sanitation Monitoring.** Each fish or fishery product processor shall monitor the conditions and practices during processing with sufficient frequency to ensure, at a minimum, conformance with those conditions and practices specified in the *Rhode Island Rules and Regulations Pertaining to Current Good Manufacturing Practice in Manufacturing, Packing or Holding Human Food (R21-27; 21-31; 23-1 GMP)* that are both appropriate to the plant and the food being processed and relate to the following:~~

- (a) ~~Safety of the water that comes into contact with food or food contact surfaces, or is used in the manufacture of ice;~~
- (b) ~~Condition and cleanliness of food contact surfaces, including utensils, gloves, and outer garments;~~
- (c) ~~Prevention of cross contamination from insanitary objects to food, food packaging material, and other food contact surfaces, including utensils, gloves, and outer garments, and from raw product to cooked product;~~
- (d) ~~Maintenance of hand washing, hand sanitizing, and toilet facilities;~~
- (e) ~~Protection of food, food packaging material, and food contact surfaces from adulteration with lubricants, fuel, pesticides, cleaning compounds, sanitizing agents, condensate, and other chemical, physical, and biological contaminants;~~
- (f) ~~Proper labeling, storage, and use of toxic compounds;~~
- (g) ~~Control of employee health conditions that could result in the microbiological contamination of food, food packaging materials, and food contact surfaces; and (h) Exclusion of pests from the food plant.~~

9.3 Other Process Controls (a) Packing of Fish and Fishery Products

- (1) ~~Filleted fish or fishery products shall be packed without exposing them to contamination.~~
- (2) ~~Fish and fishery products shall be packed and shipped in clean, single service containers of impervious material, or in clean, properly designed, returnable containers so sealed that tampering can be detected. Returnable containers will be accepted only for interplant shipment of seafood.~~
- (3) ~~The room used for the picking of lobster, crab or whelk meat shall be separated from other rooms or areas in the building by a suitable full partition or walls. Doors to such rooms shall be self closing.~~
- (4) ~~Packing rooms shall be large enough to permit sanitary handling of fish and fishery products and for the proper arrangement and thorough cleaning of equipment.~~
- (b) **Open Air Processing.** ~~Open air processing of fish and fishery products shall not be allowed. Fish and fishery products shall only be processed within a registered fish and fishery products facility maintained in accordance with these Regulations.~~

9.4 Sanitation Control Records. ~~Each fish or fishery product processor shall maintain sanitation control records that, at a minimum, document the monitoring and corrections prescribed by §9.2 of these Regulations. These records are subject to the requirements of §7.0 of these Regulations.~~

9.5 Relationship to HACCP Plan. ~~Sanitation controls may be included in the HACCP plan, required by §4.2 of these Regulations. However, to the extent that they are monitored in accordance with §9.2 of these Regulations, they need not be included in the HACCP plan, and vice versa.~~

9.6 Trucks or Other Vehicles Used to Transport Fish or Fishery Product. ~~All trucks or other vehicles used to transport fish and fishery products shall be constructed, operated and maintained to prevent contamination, adulteration, cross contamination, decomposition and deterioration of the fish or fishery product.~~

- (a) ~~Prechilling trucks or other vehicles shall be required when ambient air temperatures are such that unacceptable bacterial growth or deterioration may occur.~~
- (b) ~~Refrigeration trucks or other vehicles shall be:~~
 - (1) ~~Equipped with automatic controls; and~~
 - (2) ~~Capable of maintaining the ambient air temperature in the storage area at temperatures of 41°F (5°C) or less.~~
- (c) ~~Any ice used during transport shall:~~
 - (1) ~~Be made on site from potable water in a commercial ice machine; or~~
 - (2) ~~Come from a facility sanctioned by the Department or the appropriate regulatory Agency.~~
- (d) ~~Cats, dogs, and other animals shall not be allowed in any part of the truck or other vehicle where fish or fishery product is stored.~~

9.7 Transportation Containers.

- (a) ~~All containers used to transport fish or fishery product shall be:~~
 - (1) ~~Constructed to allow for easy cleaning; and~~
 - (2) ~~Operated and maintained to prevent product contamination.~~
- (b) ~~All containers shall be cleaned with:~~
 - (1) ~~Potable water; and~~
 - (2) ~~Detergents, sanitizers, and other supplies acceptable for food contact surfaces.~~

Section 10.0 *Labeling*

~~10.1 All fish and fishery products offered for sale shall be clearly identified by specie or generic name.~~

~~10.2 No fish or fishery product shall be stored in a frozen state for more than twelve (12) successive months except by permission of the Director. Immediately upon being frozen, fish and fishery products shall be clearly labeled with the date of freezing and such label shall accompany said product at all times and shall not be removed or defaced.~~

~~10.3 **Designation as Fresh Fish or Fishery Product.** No person shall sell, or represent for the purpose of sale, or imply as fresh, fish or fishery product which:~~

- (a) ~~has been frozen at any time; or~~
- (b) ~~does not otherwise meet the specification in §1.9 of these Regulations.~~

~~10.4 Fish or fishery product so labeled as to deceive shall be deemed to be misbranded pursuant to RIGL §21-31-2(13)(iv).~~

(a)

Section 11.0 *Shipping Documents*

~~11.1 Each fish or fishery product shipment shall be accompanied by a shipping document which shall contain:~~

~~(a) The name, address, of the shipper;~~

- (b) ~~The name and address of the major consignee; and (c) The kind and quantity of fish or fishery product(s).~~

~~11.2 The receiving business shall:~~

- (a) ~~Maintain in their files a copy of the completed shipping document; and~~
- (b) ~~Make the shipping document available to the Department upon request.~~

~~11.3 If the shipment is subdivided to different businesses, each receiving business shall maintain records sufficient to trace their portion back to the original shipment.~~

Section 12.0 *Special Requirements for Imported Products*

~~12.1 This section sets forth specific requirements for imported fish or fishery products.~~

~~12.2 **Importer Verification.** Every importer of fish or fishery products shall either:~~

- (a) ~~Obtain the fish or fishery product from a country that has an active memorandum of understanding (MOU) or similar agreement with the Food and Drug Administration, that covers the fish or fishery product and documents the equivalency or compliance of the inspection system of the foreign country with the U.S. system, accurately reflects the current situation between the signing parties, and is functioning and enforceable in its entirety; or~~
 - (b) ~~Have and implement written verification procedures for ensuring that the fish or fishery products that they offer for import into the United States were processed in accordance with the requirements of these Regulations. The procedures shall list at a minimum:~~
 - (1) ~~Product specifications that are designed to ensure that the product is not adulterated within the meaning of RIGL §21-31-10 because it may be injurious to health or have been processed under insanitary conditions, and;~~
 - (2) ~~Affirmative steps that may include any of the following:~~
 - (i) ~~Obtaining from the foreign processor the HACCP and sanitation monitoring records required by these Regulations that relate to the specific lot of fish or fishery products being offered for import;~~
 - (ii) ~~Obtaining either a continuing or lot by lot certificate from an appropriate foreign government inspection authority or competent third party certifying that the imported fish or fishery product is or was processed in accordance with the requirements of these Regulations;~~
 - (iii) ~~Regularly inspecting the foreign processor's facilities to ensure that the imported fish or fishery product is being processed in accordance with the requirements of these Regulations;~~
 - (iv) ~~Maintaining on file a copy, in English, of the foreign processor's HACCP plan, and a written guarantee from the foreign processor that the imported fish or fishery product is processed in accordance with the requirements of these Regulations;~~
 - (v) ~~Periodically testing the imported fish or fishery product, and maintaining on file a copy, in English, of a written guarantee from the foreign processor that the imported fish or fishery product is processed in accordance with the requirements of these Regulations;~~
- ~~or~~

- (vi) ~~Other such verification measures as appropriate that provide an equivalent level of assurance of compliance with the requirements of these Regulations.~~

12.3 **Competent Third Party.** ~~An importer may hire a competent third party to assist with or perform any or all of the verification activities specified in §10.2(b) of these Regulations, including writing the importer's verification procedures on the importer's behalf.~~

12.4 **Records.** ~~The importer shall maintain records, in English, that document the performance and results of the affirmative steps specified in §10.2(b)(2) of these Regulations. These records shall be subject to the applicable provisions of §7.0 of these Regulations.~~

12.5 **Determination of Compliance.** ~~There must be evidence that all fish or fishery products offered for entry into the United States have been processed under conditions that comply with these Regulations. If assurances do not exist that the imported fish or fishery product has been processed under conditions that are equivalent to those required of domestic processors under these Regulations, the product will appear to be adulterated and will be denied entry.~~

Section 13.0 ~~Specific Requirements—Smoked and Smoke-Flavored Fishery Products~~

13.1 **General.** ~~§13.0 augments the requirements in §§1.0 through 11.0 of these Regulations by setting forth specific requirements for processing smoked and smoke-flavored fishery products.~~

13.2 **Process Controls.** ~~In order to meet the requirements of §§1.0 through 11.0 of these Regulations, processors of smoked and smoke-flavored fishery products, except those subject to the requirements of 21 CFR Part 113 or Part 114, shall include in their HACCP plans how they are controlling the food safety hazard associated with the formation of toxin by *Clostridium botulinum* for at least as long as the shelf life of the product under normal and moderate abuse conditions.~~

Section 14.0 ~~Specific Requirements—Clam Juice~~

14.1 **Pasteurization.** ~~No clam juice intended for human consumption shall be sold or offered for sale without first being pasteurized. Clam juice is to be heated for at least thirty (30) minutes at no less than 143°F (62°C), or equivalent process approved by the Department, to insure proper pasteurization.~~

Section 15.0 ~~Variances Procedure~~

15.1 ~~The Department may grant a variance upon request of the applicant from the provisions of these Regulations, if it finds in specific cases, that a literal enforcement of such provision will result in unnecessary hardship to the applicant and that such a variance will not be contrary to the public interest.~~

15.1.1 ~~A request for a variance shall be filed by an applicant in writing, setting forth in detail the basis upon which the request is made, citing the relevant regulation and the alternative(s).~~

Section 16.0 ~~Compliance and Enforcement~~

16.1 **General Obligation.** ~~A fish or fishery product processing facility shall correct, in a timely manner, those conditions and practices that are not in compliance with these Regulations. However, any~~

violation identified in an inspection report issued shall be corrected within the time frame for correction specified by the Department.

16.2 Ceasing Operations and Reporting: Imminent Health Hazard

- (a) Except as specified in §16.2(b), a fish or fish product processing facility shall immediately discontinue operations and notify the Department if an imminent health hazard may exist because of an emergency such as a fire, flood, extended interruption of electrical or water service, sewage backup, misuse of poisonous or toxic materials, onset of an apparent foodborne illness outbreak, gross unsanitary occurrence or condition, or other circumstance that may endanger public health.
- (b) A fish or fish product processing facility need not discontinue operations in an area of an establishment that is unaffected by the imminent health hazard.
- (c) **Resumption of Operations.** If operations are discontinued as specified under §16.2(a) of these Regulations or otherwise according to law, the fish or fish product processing facility shall obtain approval from the Department before resuming operations.

16.3 Enforcement Options:

- (a) The Director may pursue any combination of the following administrative and judicial enforcement actions, depending upon the circumstances and gravity of each case:
 - (1) Confiscation of food pursuant RIGL §21-27-4;
 - (2) Notice to cease business pursuant RIGL §21-27-5;
 - (3) Penalties for violations pursuant to RIGL §21-27-9 and/or RIGL §21-31-5;
 - (4) Administrative fines pursuant RIGL §21-27-11.11;
 - (5) Embargo, condemnation and destruction of adulterated food pursuant RIGL §21-31-6;
 - (6) Penalties for obstruction of inspections or examinations pursuant to RIGL §23-1-19;
 - (7) Compliance orders pursuant to RIGL §23-1-20;
 - (8) Immediate compliance orders pursuant to RIGL §23-1-21;
 - (9) Enforcement of compliance orders pursuant to RIGL §23-1-23;
 - (10) Criminal penalties pursuant to RIGL §23-1-25; and
 - (11) Revocation, suspension, or other disciplinary action pursuant to RIGL §21-27-10(e) regarding a registration issued in accordance with RIGL §21-27-10.
- (b) The imposition of one or more remedies and/or penalties provided in §16.3(a) of these Regulations shall not prevent the Director from jointly exercising any other remedy or penalty available to him or her by statute or regulation.
- (c) **Consent Agreement/Order.** Nothing in these Regulations shall preclude the Director from resolving outstanding violations or penalties through a Consent Agreement or Consent Order at any time he or she deems appropriate.

- 16.4 **Grounds for Discipline Without Hearing.** The Director may temporarily suspend the registration of a fish or fish product processing facility without a hearing if the Director finds that evidence in his or her possession substantiates that continuation in practice would constitute an immediate danger to the health, safety, and welfare of the public. In the event that the Director temporarily suspends the registration of a fish or fish product processing

~~facility without a hearing, a hearing by the Department shall be held within ten (10) days after the suspension has occurred.~~

- 16.5 ~~All hearings and reviews required under the provisions of RIGL §21-31-7, RIGL §22-1-22 or these Regulations shall be held in accordance with the provisions of the *Rules and Regulations of the Rhode Island Department of Health Regarding Practices and Procedures Before the Department of Health and Access to Public Records of the Department of Health (R42-35-PP)*.~~

Section 17.0 ***Severability***

- 17.1 ~~If any provision of these Regulations or the application thereof to any person or circumstances shall be held invalid, such invalidity shall not affect the provisions or application of these Regulations which can be given effect, and to this end the provisions of these Regulations are declared to be severable.~~

~~*Fish_FisheryProducts_Fina_Sept2012.doc*
Monday, 17 September 2012~~

**~~RULES AND REGULATIONS PERTAINING TO
FROZEN FOOD PRODUCTS~~**

~~[R23-1-FF]~~

~~STATE OF RHODE ISLAND AND PROVIDENCE PLANTATIONS~~

~~Department of Health~~

~~July 1966~~

~~As Amended:~~

**~~January 2002 (re-filing in accordance with
the provisions of section 42-35-4.1 of the
Rhode Island General Laws, as amended)~~**

Authority: Sections 1, 17, 18 and 26 of Chapter 1, Title 23 of the General Laws of 1956, as amended.

~~R23-1-FF1~~ — DEFINITIONS

The following definitions shall apply in the interpretation of these regulations.

~~Accessible.~~ The term accessible shall mean easily exposed for cleaning and inspection with the use of simple tools, such as those normally used by maintenance personnel.

~~Air temperature.~~ Air temperature shall mean the equilibrated temperature of the air environment in question.

~~Break-up room.~~ The term break up room shall mean any area, or space within a warehouse, used for the purpose of organizing cased frozen food into lots for individual consignment on route delivery.

~~Carrier.~~ The term carrier shall mean any person, firm or corporation, operating or offering to operate, a vehicle for the purpose of transporting frozen food.

~~Director.~~ The term director shall mean the Director of Health of the State of Rhode Island or his designated representative.

~~Display cases.~~ Display cases shall mean any case, cabinet, or other facility, used for displaying frozen food for sale.

~~Food product zone.~~ The term food product zone shall mean those surfaces with which food is normally in contact and those surfaces with which food may come in contact during processing, conveying, holding, refrigeration and packing, and which may drain onto product contact surfaces or into the product.

~~Freezing cycle.~~ The term freezing cycle shall mean lowering of the internal product temperature of a food product to a temperature of 0°F. or lower.

~~Frozen food.~~ The term frozen food shall mean any article used for food or drink for man, or other animals; (a) which is processed; (b) which is packaged and preserved by freezing in accordance with good commercial practices; and (c) which is intended for sale in the frozen state.

~~Internal product temperature.~~ The term internal product temperature shall mean the equilibrated product temperature of frozen food.

~~Operator.~~ The term operator shall mean any person, firm, or corporation, operating or maintaining a frozen food plant or warehouse for the purpose of commercially preparing or storing frozen food.

~~Readily (or easily) accessible.~~ Readily (or easily) accessible shall mean easily exposed without the use of tools, for cleaning and inspection.

~~Readily removable.~~ Readily removable shall mean that a component part shall be capable of being separated from the principal part without the use of tools.

~~Ready to eat frozen food.~~ The term ready to eat frozen food shall mean a frozen food product which

has been factory processed to the point at which it is ready for use as a food, and may or may not require further heating before use.

~~**Removable.** The term removable shall mean that a component part shall be capable of being separated from the principal part with the use of simple tools such as those normally used by maintenance personnel.~~

~~**Retail outlet.** The term retail outlet shall mean any building, room, or parts thereof, where the sale of frozen food to the public is conducted.~~

~~**Route delivery.** The term route delivery shall mean the transportation of frozen food with frequent stops for partial unloading.~~

~~**Sale.** Sale shall mean any and every transaction including the dispensing, giving, delivering, serving, exposing, storing, or any other processing of frozen food wherein frozen food is subject to transfer to another person.~~

~~**Storage room or facility.** Storage room or facility shall mean any area or space, within a warehouse, used for the purpose of storing frozen food.~~

~~**Transportation.** Transportation shall mean the physical movement, or the acceptance for physical movement, of frozen food by a carrier.~~

~~**Vehicle.** The term vehicle shall mean any van, truck, trailer, automobile, wagon, ship, barge, freight car, airplane, or other means for transporting frozen food.~~

~~**Warehouse.** Warehouse shall mean any structure, room, or part thereof, used for the purpose of storing commercially manufactured frozen food.~~

~~R23-1-FF2 — FROZEN FOOD: GENERAL~~

~~FF2.1~~ All frozen food shall be held at an air temperature of 0°F. or lower except for defrost cycles, loading and unloading, or for other temporary conditions beyond the immediate control of the person or company under whose care or supervision the frozen food is held: Provided, that only those frozen food destined for repackaging in smaller units may be defrosted for such purposes in accordance with good sanitary precautions.

~~FF2.2~~ The internal product temperature of frozen food shall be maintained at 0°F. or lower except when the product is subjected to the above mentioned conditions; then the internal product temperature shall not exceed 10°F., and such product shall be returned to 0°F. as quickly as possible.

(1) Internal product temperature for any case of frozen food shall be determined in accordance with the following procedure:

(a) Only when an accurate determination of internal product temperature fails without sacrifice of packaged frozen food, shall representative packages or units be opened to allow for inserting the sensing element for temperature measurement to the approximate center of the packages in question.

(2) Internal product temperature of consumer packages of frozen food shall be determined in accordance with the following procedure:

- (a) ~~Open the top of the case and remove two corner packages.~~
 - (b) ~~With an ice pick or similar tool punch a hole in the case from the inside. Do not use the stem of the thermometer.~~
 - (c) ~~This hole is positioned so that, when the thermometer stem is inserted from the outside, it fits snugly between packages.~~
 - (d) ~~Insert the thermometer stem about 3 inches. Replace the two packages. Close the case and place a couple of other cases on top to assure good contact on the sensing portion of the thermometer stem.~~
 - (e) ~~After 5 minutes, read the temperature.~~
- (3) ~~Thermometers or other temperature measuring devices shall have an accuracy of $\pm 2^{\circ}\text{F}$.~~

~~**FF2.3** These regulations shall not apply nor be deemed to apply to articles subject to the Frozen Desserts Ordinance and Code recommended by the U.S. Public Health Service May, 1940.~~

~~**R23-1-FF3 CONSTRUCTION AND LAYOUT OF FROZEN FOOD PLANTS**~~

~~**FF3.1 Coverage:**~~

- a. ~~This section covers in general the location, construction, and layout of frozen food preparation plants, including construction and design requirements to promote cleaning and sanitary maintenance.~~
- b. ~~The provisions of this section shall be applicable only to those establishments initiating operations subsequent to the first inspection based upon the requirements of these regulations: Provided, that existing plants shall be subject to the provisions of these regulations when the plant facilities are remodeled or rebuilt subsequent to the adoption of these regulations, or when such plant or plant facility constitutes an immediate health hazard.~~

~~**FF3.2 Location:**~~

- a. ~~Food processing plants shall be located in areas reasonably free from objectionable odors, smoke, fly ash and dust or other contamination.¹~~
- b. ~~Adequate, dust proof accessways for all vehicular traffic, connecting loading and unloading areas of the plant to the public streets, shall be available. Employee parking areas and access roads close by the food processing plant shall be hard surfaced with a binder of tar, cement or asphalt.~~

~~**FF3.3 Separation:**~~

¹ These objectionable conditions are sometimes prevalent in the environs of the following list of facilities, but not necessarily limited to those type facilities: Oil refineries, city dumps, chemical plants, sewage treatment plants, dyeworks, and paper pulp mills. In planning a plant, due consideration should be given to providing space and an arrangement of buildings that will permit future expansion. To this end, coolers, freezers, and the various processing departments should be located so that they may be enlarged without adversely affecting other departments.

- a. ~~Frozen food preparation plants shall be completely separated from areas used as living quarters by solid, impervious floors, walls, and ceilings with no connecting openings.~~

FF3.4 Water Supply:

- a. ~~The plant shall have an ample volume of potable water available from an approved public or private source. If a non-potable water supply is necessary it shall not be used in a manner which will bring it into contact with the product or product zone of equipment. Such nonpotable water systems shall be kept entirely separate from the potable water supply and the non-potable water lines shall be positively identified by a distinctive color.~~
- b. ~~All equipment shall be so installed and used so that back siphonage of liquids into the potable water lines is precluded.~~
- c. ~~Hot and cold water in ample supply shall be provided for all plant clean-up needs. Hoses used for clean-up shall be stored on racks or reels when not in use.~~

FF3.5 Plant Waste Disposal:

- a. ~~The disposal of liquid wastes shall be to the public sewerage system if available and permitted by applicable regulations, or to a properly designed and installed private facility. Private liquid waste treatment facilities shall be approved by the director.~~

FF3.6 General Plant Layout:

- a. ~~Product preparation and processing (including freezing) departments shall be of sufficient size to permit the installation of all necessary equipment with ample space for plant operations and with unobstructed truckways for conveyances of raw materials and processed products. The plant shall be so arranged that there is a proper flow of product, without undue congestion or back tracking, from the time raw materials are received until the frozen, packaged article is shipped from the plant.~~
- b. ~~Raw material storage rooms and areas where preparatory operations, such as washing and peeling of fruits and vegetables and the evisceration of poultry, are carried on shall be separate from rooms or areas wherein frozen food is formulated, processed and packaged. Doors connecting various rooms or openings to the outside shall be tight fitted, solid, and kept in a closed position by self-closing devices.~~
- c. ~~Facilities for holding product under refrigeration until processed shall be provided.~~
- d. ~~Facilities for quick freezing the processed product efficiently shall be provided and so located as to be convenient to the food processing and packaging departments. Ample freezer storage shall be provided convenient to the quick freezing facilities: Provided, that when the frozen product is immediately removed from the establishment, such freezer storage shall not be required.~~
- e. ~~A separate room for storing inedible materials such as fruit and vegetable peels, feathers, and bones, pending removal from the plant, shall be provided in a location convenient to the various preparation and processing areas. This waste storage room shall be of sufficient size to permit the proper storage of filled and empty metal or other relatively nonabsorbent refuse containers and their lids. It shall be equipped with an efficient power exhaust ventilation system, hot and cold water outlets and adequate floor drainage. The discharge from the exhaust system shall be located well away from fresh air inlets into the plant.~~

- f. ~~Packaging and labeling materials shall be stored in a separately enclosed space convenient to the packaging department. Packaging and labeling materials shall not be stored in the product processing and packaging departments: Provided, that small quantities of such supplies as are necessary for maintaining continuity of operations is permissible in the processing and packaging departments.~~
- g. ~~Facilities for inedible products and catch basins shall be suitably located as to avoid objectionable conditions affecting the preparation and handling of edible products.~~
- h. ~~A separate room or area and proper facilities for cleaning equipment such as trays, hand trucks, and implements shall be provided in a location convenient to the processing department. A power exhaust system shall be provided to dispel steam and vapors from the room.~~
- i. ~~Dockage areas shall be of adequate size, constructed of impervious materials and so drained as to minimize the entrance into the plant of dust, dirt, and other contaminants from the receiving and shipping operations. If live animals are received, a separate dock shall be provided for this purpose.~~
- j. ~~Well located, properly ventilated dressing rooms and toilet rooms of ample size shall be provided for employees.² The ventilation and lighting of toilet and dressing rooms, the ratio of toilets, of hand washing facilities, and of urinals to number of employees using such facilities, and the type of fixtures used and manner of installing all plumbing in such rooms shall conform strictly to applicable state laws and regulations.~~
- k. ~~Employees shall not eat in food processing or packaging area.~~

FF3.7 Plant Construction:

- a. ~~Floor shall be constructed of durable material which is easily cleanable and skid resistant. Where floors are wet cleaned, they shall be sloped to drain.~~
- b. ~~Interior walls shall be of a smooth and washable surface applied to a suitable base.~~
- c. ~~Coves with radii sufficient to promote sanitation shall be installed at the juncture of floors and walls in all rooms.~~
- d. ~~Ceilings shall be of adequate height and of smooth, washable material.~~
- e. ~~Window ledges shall be sloped at least 45° to the interior to promote sanitation.~~
- f. ~~Frozen food plants and warehouses shall be so constructed as to be rodent resistant.~~
- g. ~~All exterior window and door openings shall be equipped with effective insect and rodent screens. Where doors in outside walls of food handling areas are used for loading or unloading, "fly chaser" fans and ducts or other effective means shall be provided at such doors to prevent the entrance of insects.~~
- h. ~~Dressed lumber shall be used for exposed interior woodwork.~~

² Dressing room should be separated from adjoining toilet rooms by tight, full height walls or partitions. The toilet room should not be entered directly from a work room but through an intervening dressing room or a properly ventilated toilet room vestibule.

- i. ~~All exposed wood surfaces shall be finished with non-toxic oil or plastic paint or treated with hot linseed oil or clear wood sealer.~~
- j. ~~Stairs in product handling departments shall be constructed with solid treads and closed risers and shall have side curbs of similar material, 6 inches high measured at the front edge of the tread.~~
- k. ~~Refrigerator doors and jambs shall be covered with rust-resisting metal securely affixed to the doors and jambs. Joints necessary for installation shall be welded, soldered, or otherwise effectively sealed. The juncture of the metal covering on jambs and walls shall be sealed with a flexible type sealing compound. Doorways through which product is transferred on overhead rails or hand trucks shall be sufficiently wide to permit free passage of the largest trucks or widest suspended product without contact with the jambs.~~

FF3.8 Plumbing and Floor Drainage:

- a. ~~The minimum slope of the floor for drainage shall be 1/8 inch to 1/4 inch per foot toward a properly located drain. Floor drains should be provided at the rate of one drain for each 400 square feet of floor area. The type and size of floor drains and sanitary sewage lines used and the method of installing such facilities and other plumbing equipment shall conform strictly to state laws and regulations.~~
- b. ~~Hand washing facilities shall be provided convenient to all locations where product is prepared and processed. Each lavatory shall be supplied with hot and cold or warm running water; powdered or liquid soap in a suitable dispenser; and ample supply of single-service towels; and a suitable receptacle for used towels. Lavatories in work rooms and toilet rooms shall be pedal-operated.~~
- c. ~~Where sterilizers are required they shall be of a size that will permit complete immersion of tools and other implements. Such sterilizing receptacle shall be equipped with a water line, means for heating the water, an overflow outlet, and means for emptying the receptacle.~~

FF3.9 Lighting, Ventilation:

- a. ~~Work rooms and employee dressing rooms shall have means for furnishing adequate natural light (approximately 25% of the floor area in windows and/or skylights) and ventilation or an efficient air conditioning or mechanical ventilation system and adequate artificial lighting provided~~
- b. ~~Fresh air intakes for mechanical ventilation systems shall be equipped with effective replaceable filters to prevent the entrance of air-borne contaminants. Fresh air intakes shall be located well away from power exhaust system discharges and other sources of air-borne contaminants.~~
- c. ~~The general light intensities in product preparation, processing and packaging areas shall be not less than 20 foot-candles measured 30 inches above the floor. Where detailed visual tasks are required to assure a safe, wholesome product, the intensity of light on the surface of the product or product container shall be not less than 50 foot-candles. At least 10 foot-candles of light shall be provided in all dressing and toilet rooms and at least 5 foot-candles in all other areas of the plant.~~

R23-1-FF4 ————— DESIGN AND CONSTRUCTION OF FROZEN FOOD PROCESSING EQUIPMENT

FF4.1 Coverage:

- a. ~~These specifications apply only to equipment acquired after these regulations are adopted. Provided, however, when processing equipment constitutes an immediate health hazard it shall be subject to the provisions of these regulations. In modifying existing machinery and equipment, efforts shall be made to conform to these specifications.~~
- b. ~~These specifications apply to the design, materials and construction of equipment used in the processing, holding and packaging of ready to eat frozen food.~~

FF4.2 General Principles:

- a. ~~The design, materials and construction of frozen food equipment shall be easily accessible for cleaning and sanitization.³~~

FF4.3 Equipment.

(1) Materials⁴

- (a) ~~All surfaces within the food product zone must be smooth, free from pits, crevices, and loose scale; and must be relatively non-absorbent. Furthermore, surfaces shall be nontoxic, and unaffected by food products and cleaning compounds.~~
- (b) ~~The finish of corrosion-resistant (stainless steel, nickel alloy, etc.) surfaces must be of 125 grit, properly applied, or equivalent.~~
- (c) ~~The finish of cast iron, cast and forged steel, and cast nickel alloy are not to exceed a surface roughness of American Standard #125 or equivalent.~~
- (d) ~~The use of galvanized surfaces shall be minimal and where used of the smoothness of high quality commercial hot dip.~~
- (e) ~~Copper and its alloys shall not be used in equipment where edible oils, liquid shortening, chocolate liquor, and other fatty food products come in contact with the metal.~~
- (f) ~~Cadmium shall not be used in any manner or form on the food equipment.~~
- (g) ~~Lead shall not be used within or adjacent to the food product zone with the exception of its inclusion in dairy solder in an amount not to exceed 5%.~~
- (h) ~~Plastics shall be abrasion resistant, heat resistant, to the degree needed for the product and for the cleaning process, shall be shatter proof, and shall not contain free phenol,~~

³ In order to encourage the cleaning of equipment, the time factor and the ease of disassembly are important considerations. The unit or units of equipment should contain the fewest number of parts to permit easy reassembly by unskilled labor following cleaning.

⁴ Sponge rubber, stone slab, linoleum, flannel, unglazed ceramic material and other porous materials are basically objectionable and should not be used.

~~formaldehyde, or a constituent which may result in the migration of any of the substances to the food or otherwise affect the characteristics of the food with which it comes in contact.~~

- ~~(i) All gasketing and packing material shall be relatively non-porous, relatively nonabsorbent, and installed in a manner that results in a true fit to prevent protruding into the product zone or creating recesses or ledges between the gasketed joints.~~
- ~~(j) Coatings used in the food product zone as a lining to prevent corrosion of the base material of food equipment shall be non-toxic, unaffected by, and inert to the food in contact with it or cleaning preparations used on it. Furthermore, such coatings shall be relatively nonabsorbent, odorless and tasteless.~~

~~(2) Design and Construction—Food Product Zone~~

- ~~(a) All parts of the product zone shall be readily accessible or be readily removable for cleaning and inspection.~~
- ~~(b) All parts of the food product zone shall be free of recesses, dead ends, open seams, and gaps, crevices, protruding ledges, inside threads, inside shoulders and bolts or rivets which form pockets and patterns.⁵~~
- ~~(c) All permanent joints of metal parts shall be butt welded.⁶~~
- ~~(d) All welding within the food product zone shall be continuous, smooth, even, and flush with the adjacent surfaces.~~
- ~~(e) All interior corners shall be provided with a minimum radius of 1/4 inch, except where a greater radius is required to facilitate drainage or cleaning.~~
- ~~(f) The equipment shall be constructed and installed to provide sufficient pitch so as to be completely self-draining.~~
- ~~(g) Equipment which introduces air into the food product or uses air to convey the food product shall be fitted with a filter capable of withholding particles 50 microns or larger in size. Such filters shall be readily removable for cartridge replacement or cleaning.~~
- ~~(h) Bearings shall be located outside the food product zone or outboard and shall be of the sealed or self-lubricated type. Those intended for use with a dry granular or a dry pulverized product directly adjacent to the food product zone shall be of the sealed type, without grease fittings. The bearings shall be installed flush to eliminate any recessed areas around the shaft within the food product zone.~~
- ~~(i) Shaft seal assemblies and packing glands shall be outboard, and shall be readily removable. The shaft seal or packing shall be retractable within a space between the assembly and bearing to facilitate easy removal of the sealing assembly and materials, for cleaning and inspection.~~

⁵ To prevent protruding ledges and impediment to flow following assembly of parts, factory pre-alignment of parts is urged.

⁶ Dissimilar metals should not be used in equipment construction if their contact with liquid products may create deleterious chemical and electrolytic action.

- (j) ~~Screening and Straining Surfaces: All permanent screening and straining devices shall be readily removable for cleaning and inspection. They shall be designed to prevent replacement in an improper position.~~
 - (1) ~~Liquid: Permanent screening and straining surfaces intended for use with a liquid or a semi-liquid product shall be fabricated from perforated metal.~~
 - (2) ~~Dry: Permanent screening and straining surfaces intended for use with a dry granular or a dry pulverized product shall be fabricated from perforate metal. Provided, that wire screen of not less than 30 x 30 continuous mesh may be used.~~
 - (k) ~~All filtering surfaces shall be readily removable for cleaning and inspection.~~
 - (1) ~~Filter papers shall be of the single service type.~~
 - (2) ~~Filter clothes and spun glass filters shall be launderable.~~
 - (l) ~~Hinges and latches shall be of the simple take apart type.~~
 - (m) ~~Motors shall be of the totally enclosed finless type and shall be mounted on the equipment whenever possible.~~
 - (n) ~~Covers shall be provided on reservoirs, hoppers or other vessels, and they shall be readily removable and shall be fitted with drip protective devices or facilities to prevent foreign substances from falling into the product.~~
- (3) ~~Design and Construction Non Food Product Zone:~~
- (a) ~~All safety or gear guards shall be removable for cleaning and inspection.~~
 - (b) ~~All external surfaces shall be free of open seams, gaps, crevices, unused holes, and inaccessible recesses.~~
 - (c) ~~Horizontal ledges and frame members shall be kept to a minimum; external angles shall be rounded and internal angles shall be avoided.~~
 - (d) ~~Where lubrication of equipment is required, provision shall be made to prevent leaking or dripping into the food product zone.~~

FF4.4 Installation of Equipment:

- a. ~~All equipment shall be installed on a foundation of durable, easily cleanable material.~~
- b. ~~Equipment shall be placed at least 18 inches⁷ from walls and ceiling, or sealed watertight thereto. All portions of the equipment shall be installed sufficiently spaced above the floor on a minimum number of supporting members to provide access for inspection and cleaning, or be installed completely sealed (watertight) to the floor.~~
- c. ~~Whenever equipment passes through walls or floors, it shall be sealed thereto or sufficient clearance shall be allowed to permit inspection, cleaning and maintenance.~~

⁷ Space between walls or ceilings and equipment should be 30 inches preferably.

- d. ~~Where necessary, drains and catch pans shall be provided and shall be of such dimensions to collect all spill and drip and be readily accessible or readily removable for cleaning.~~
- e. ~~Where pipes pass through ceilings or processing areas, pipe sleeves shall be inserted in the floor above so that their upper periphery is at least 2 inches above the floor.~~

FF4.5 Connections:

- a. ~~All electrical connections, such as switch boxes, control boxes, conduit and bx cables, shall be installed a minimum of 3/4 inch away from the equipment and walls, or be completely sealed to the equipment or wall.~~

~~R23-1-FF5 OPERATING PRACTICES FOR THE COMMERCIAL MANUFACTURE OF FROZEN FOOD~~

FF5.1 Handling and Storage of Materials:

- a. ~~Foods—All food ingredients received at the plant shall be wholesome. Storage shall be in rooms completely separate from food preparation and processing operations. Storage conditions shall preclude contamination from rodents, insects, and other sources. Temperatures of storage shall be in accordance with the following practices:~~
 - (1) ~~Ingredients requiring refrigeration shall be stored at an air temperature of 40°F. or lower;~~
 - (2) ~~Frozen ingredients shall be stored at an air temperature of 0°F or lower.~~
- b. ~~Packaging Materials—Storage shall be in rooms completely separate from food preparation and processing operations. Conditions of storage shall preclude contamination from rodents, insects, and other sources.~~
- c. ~~General Housekeeping—Plant and premises shall be maintained so as to present a neat and orderly appearance at all times.~~

FF5.2 Personnel Hygiene:

- a. ~~The services of an employee with any open sore on an exposed portion of the body or one afflicted with an infectious or contagious disease shall not be used. Provided that services of employees with finger cuts, or with bandages, finger cots, and similar type coverings may be utilized on the condition that said employee wears rubber gloves. Any employee with an upper respiratory infection shall be assigned duties outside of the areas of food preparation, processing, and packaging.~~
- b. ~~Visitors to food preparation, processing and packaging areas shall comply with employee requirements and such visits by unauthorized persons shall be restricted.~~
- c. ~~Practices for Employees Handling Unpackaged Food.~~
 - (1) ~~Employees shall wear head covering and shall keep clothing in a clean condition consistent with the duty being performed.~~

- (2) ~~Before beginning work, after each absence from post of duty, and after contact with non-sanitized surfaces, each employee shall:~~
 - (a) ~~Wash hands with liquid or powdered soap and warm water dispensed from a foot or elbow operated device;~~
 - (b) ~~Rinse hands in a chlorinated spray or other approved sanitizing agent;~~
 - (c) ~~Dry hands with single service towels.~~
- (3) ~~Minimize hand contact with food products.~~
- (4) ~~The use of a common dip bowl or tank is prohibited.~~
- (5) ~~In the event that rubber gloves are used, they shall be cleaned and sanitized in accordance with hand washing specifications in FF5.2c, 2(a) and (b) of this section.~~
- (6) ~~Using tobacco in any form, chewing gum, or eating in rooms where food products are stored, handled, or prepared shall not be permitted.~~

~~FF5.3 Plant and Equipment – Sanitation:~~

- a. ~~Plant and equipment shall be clean when put into service.~~
- b. ~~All floors, tables, splash boards, work surfaces, equipment, and utensils, shall be cleaned and sanitized with approved agents and methods at the close of each shift. Critical areas and all food contact surfaces shall be cleaned and sanitized at least once during each shift.~~
- c. ~~Equipment such as pipes, pumps, fillers and valves shall be dismantled for cleaning and sanitizing; provided, that approved and effective in place cleaning and sanitizing methods will be acceptable.⁸~~
- d. ~~A thorough rinse with potable water shall follow any sanitizing operation that has been completed with a chemical sanitizing agent.~~

~~FF5.4 Preparation and Processing:~~

- a. ~~Fans, blowers or air cooling systems shall not move air from raw material or preparation rooms into processing rooms.~~
- b. ~~Only adequately cleaned, prepared raw materials shall be introduced into areas where frozen pre-cooked foods are cooked and subsequently handled in processing operations.~~
- c. ~~Preparatory operations feeding to the packing line shall be so timed to permit expeditious handling of consecutive packages in production and under conditions to prevent contamination, loss of quality, or spoilage.~~
- d. ~~When batter, egg wash, or milk is an ingredient, it shall be maintained at a product temperature not to exceed 45°F. Cracked or flaked ice used to refrigerate batters shall~~

⁸ Suggested criteria for accepting cleaned-in-place systems are: (a) arranged so that cleaning and bactericidal

~~meet bacterial standards for potable water. Batter remaining in machines and equipment at clean up time shall be discarded.~~

- ~~e. Breeding materials that have come in contact with batter and have been removed by screening shall be discarded.~~
- ~~f. Food ingredients or mixtures that are capable of supporting rapid bacterial growth shall be maintained either at a product temperature above 160°F., or below 45°F.~~
- ~~g. Cooked food such as meat, poultry, sauces, and gravies shall be:
 - ~~(1) Refrigerated or incorporated into the finished product within one hour following preparation;~~
 - ~~(2) Refrigerated within 30 minutes following preparation at an air temperature of 50°F. or less if the product is to be held from one to eight hours after preparation;~~
 - ~~(3) Refrigerated within 30 minutes following preparation such that the internal temperature of the food product will be 40°F., or lower, within two hours or refrigeration if the food product has been comminuted, sliced, or is a liquid, and if the food is to be held more than eight hours. Large solid food components such as those that must be cooled before slicing shall be refrigerated at an air temperature of 40°F. or lower.~~~~
- ~~h. Trays, pans, or other containers of ingredients destined for incorporation into the finished product shall be protected with a clean cover unless these ingredients are used within 30 minutes of preparation. The cover shall not be of porous material.~~
- ~~i. Permanently legible code marks shall be placed on each immediate container or package~~

~~solution can be circulated throughout the fixed system; (b) such solutions will contact all interior surfaces; (c) the system is self-draining or otherwise completely evacuated; and (d) the cleaning procedures result in thorough cleaning of the equipment.~~

~~at time of packing. Such code marks, as devised by management, shall include date of packing and establishment where packed.~~

- ~~j. The packaged product shall be placed in the freezer within 30 minutes of packaging. Placement of packages in cases before freezing is prohibited.~~
- ~~k. Refuse from the food operations shall be promptly placed in containers that are prominently marked "REFUSE" and equipped with lids. The handling of refuse shall be done in such a manner as not to constitute a nuisance. All refuse shall be removed from the premises on a daily basis and in such a manner as not to contaminate food products being manufactured within the plant. Refuse containers shall be thoroughly cleaned immediately after each emptying.~~

FF5.5 In-Plant Freezing:

- ~~a. During the freezing cycle products shall be cooled to 50°F. or lower within 2 hours and to 0°F. or lower within 36 hours.~~
- ~~b. Products shall be frozen by approved commercial methods.~~

- c. ~~When necessary, products shall be protected so that dehydration and discoloration will not occur during the freezing cycle.~~
- d. ~~The freezer shall be precooled to an air temperature of 0°F. before loading. However, during loading, the freezer may rise to temperatures above 0°F. for short periods of time.~~
- e. ~~If cold air is used as the freezing medium, the product shall be arranged by staggering the individual items or by employing dunnage, spacers, or other suitable methods to permit satisfactory circulation of cold air around the products. Also, the cold air shall be circulated by a positive methods; natural air circulation is not satisfactory.~~
- f. ~~The freezer and associated equipment used for handling the product shall be maintained in a clean and sanitary condition at all times.~~
- g. ~~A suitable indicating or recording instrument shall be used to measure the temperature of the cooling medium (i.e., air, liquid, refrigerated plates or pipe coils).~~
- h. ~~Packaged items are to be frozen in a manner that will result in a minimum amount of bulging or distortion.~~
- i. ~~After the freezing cycle the frozen product shall be transferred to a storage facility as quickly as possible.~~

~~R23-1~~ FF6 — TRANSPORTATION

~~FF6.1~~ Equipment:

- a. ~~Vehicles of transportation shall be equipped:~~
 - (1) ~~With a combination on insulation and mechanical refrigeration system, or other refrigeration methods or facilities, capable of maintaining an air and product temperature of 0°F., or lower, while loaded with any frozen food; and~~
 - (2) ~~With a thermometer, or other appropriate means of temperature measurement indicating air temperature inside the vehicle. the dial or reading element of the thermometer shall be mounted on the outside of the vehicle.~~
- b. ~~Vehicles used for route delivery shall comply with all equipment provisions herein specified for vehicles of transportation and shall be equipped with curtains or flaps in the doorway area, or with port doors, to maintain refrigeration during stops.~~

~~FF6.2~~ Handling Practices for Over-the-Road Transportation

- a. ~~Vehicles shall be precooled to an air temperature of 20°F., or lower, before loading.~~
- b. ~~Frozen food shipments shall not be accepted for transportation when the internal product temperature exceeds 0°F.~~
- c. ~~Frozen food shall be loaded within a vehicle of transportation to provide for free circulation of refrigerated air at the front, rear, top, bottom, and both sides of the load,~~

~~except for vehicles of envelope type construction wherein refrigerated air circulates within walls of said vehicles.~~

- ~~d. The mechanical refrigerating unit of vehicles shall be turned on and doors of vehicles shall be kept closed during any time interval when loading, or unloading, operations cease.~~
- ~~e. The average product temperature of any shipment of frozen food shall be determined during loading and unloading by adequate temperature readings.~~

FF6.3 Handling Practices for Route Delivery:

- ~~a. In addition to all provisions specified in FF6.2 of this section, the following provisions shall be met:~~
 - ~~(1) Each lot for individual consignment shall be refrigerated by means of mechanical refrigeration, dry ice, or by any other means capable of maintaining an air and product temperature of 0°F., or lower;~~
 - ~~(2) Insulated containers shall be precooled to a temperature of 20°F., or lower, before being loaded with frozen food; and~~
 - ~~(3) Doors of vehicles shall be kept closed during any time interval that loading, or unloading, operations cease.~~

FF6.4 Sanitary Provisions:

- ~~a. All interior surfaces of vehicles and devices used for transporting frozen food shall be clean and free of objectionable odors before being loaded with frozen food.~~
- ~~b. Frozen food shall be securely packaged, or wrapped, in a sanitary manner before they are accepted for transportation.~~

R23-1-FF7—WAREHOUSING

FF7.1 Equipment:

- ~~a. Each warehouse shall be equipped with suitable mechanical refrigeration capacity to maintain, under extreme outside temperature and peak load conditions, an air temperature of 0°F. or lower.~~
- ~~b. Each storage room and part thereof shall be maintained at an air temperature of 0°F., or lower.~~
- ~~c. Each storage room shall be equipped with a thermometer, or other temperature measuring device which is easily visible.~~
 - ~~(1) The sensing element of thermometers and other temperature measuring and recording devices shall be located not more than six feet or less than five feet from the floor and not in a direct blast of refrigerated air or near entrance doors. When indicating thermometers only are used they shall be read and recorded at least once every twenty four hours during each calendar day.~~

- (a) ~~Recording thermometers equipped with charts shall have a chart perforator. Charts so used shall designate an operating range of at least 10° above and 10° below 0°F. in graduations of one degree.~~
- (b) ~~The use of electric or hand wound clocks, as well as 24-hour or 7-day charts, for recording thermometers shall be optional at the operator's discretion.~~
- (2) ~~Each chart, or record of observed temperatures, shall be dated showing the time interval covered thereby and shall be kept on file for a period of at least one calendar year.~~
- d. ~~Each break-up room shall be maintained at a temperature not to exceed 20°F.~~

FF7.2 Handling Practices:

- a. ~~The operator of a warehouse shall not accept custody of a lot or shipment of frozen food if internal product temperature exceeds 0°F., except as provided in subsections FF2.1 and FF2.2 of these regulations and such exception is duly recorded.~~
 - (1) ~~Notwithstanding this prohibition, custody of lots with an internal product temperature in excess of 10°F, may be accepted by the operator on request of the owner of said lot, provided said foods are detained from sale and the temperature of such product is promptly returned to and maintained at 0°F., or lower, for the purpose of maintaining residual quality pending chemical, bacteriological, or organoleptic examination.~~
- b. ~~Before a lot of frozen food is placed in storage, it shall be marked, or stamped, with a code for effective identification.~~
- c. ~~Frozen food in storage shall be placed on pallets, racks, or skids and shall be stored no closer than 18 inches to the ceiling and otherwise stored so as to permit free circulation of refrigerated air.~~
- d. ~~Frozen food shall be stored under good sanitary conditions that preclude injury and contamination from, or to other food held within the warehouse.~~
- e. ~~During the defrosting of overhead coils in storage rooms, stacks of frozen food shall be effectively protected from contamination by condensation, drip or leakage.~~
- f. ~~Break-up rooms shall not be used for storage.~~
- g. ~~At time of removal from warehouse custody, the internal product temperature of frozen food shall not exceed 0°F.~~

FF7.3 Sanitary Provisions:

- a. ~~Floors, walls, and ceiling of a warehouse shall be maintained in a good sanitary condition.~~
- b. ~~Premises of a warehouse shall be maintained in a good sanitary condition.~~
- c. ~~Toilet, Hand Washing and Dressing Room Facilities:~~

- (1) ~~Warehouses shall have water flush toilets so located as to be convenient to employees. Toilet room or rooms shall be well lighted and ventilated and shall be maintained in a sanitary condition. The doors of all toilet rooms shall be full-length and self-closing.~~
- (2) ~~Adequate hand-washing facilities, including hot and cold or warm running water, powdered or liquid soap in a suitable dispenser, and single-service towels, shall be provided adjacent to all toilet rooms. The use of a common towel is prohibited. Washrooms shall be well lighted and ventilated and shall be maintained in a sanitary condition.~~
- (3) ~~Warehouses shall have a dressing room or rooms for the changing and hanging of wearing apparel. If individual lockers are provided, they shall be well-vented and maintained in a clean, sanitary condition and shall be free from disagreeable odors. The dressing room or rooms shall be adequately lighted and ventilated and shall be maintained in a clean, sanitary condition.~~

~~R23-1-FF8—RETAIL~~

~~FF8.1 Equipment:~~

- a. ~~Each storage facility shall be equipped with suitable mechanical refrigeration capacity to maintain, under extreme outside temperature and peak load conditions, an air temperature of 0°F., or lower.~~
- b. ~~When storage facilities of the cabinet type are used:~~
 - (1) ~~They shall be defrosted as frequently as necessary to maintain refrigeration efficiency specified; and~~
 - (2) ~~They shall be equipped with a thermometer indicating a representative air temperature.~~
- c. ~~When storage facilities of the walk-in freezer type are used:~~
 - (1) ~~Frozen food in storage shall be on pallets, racks, or skids, and shall be stored in no closer than 18 inches to the ceiling and otherwise stored so as to permit free circulation of refrigerated air.~~
 - (2) ~~They shall be equipped with a thermometer, the sensing element of which shall be located within the upper third of the distance between floor and ceiling. Said sensing elements shall not be placed in a direct blast of air from cooling units, cooling coils, and heat exchange devices, or near the entrance door; and~~
 - (3) ~~They shall be equipped with an automatic mechanism for defrosting refrigerated coils when forced air blower type of refrigeration is used.~~
- d. ~~All frozen food display cases shall be designed, constructed, and equipped with mechanical refrigeration facilities capable of maintaining an air temperature of 0°F., or lower.~~

- e. ~~Frost on refrigerator coils and in air passages of display cases shall be removed as frequently as necessary to maintain refrigeration efficiency specified in subsection FF8.1d.~~
- f. ~~Each display case shall be equipped with a thermometer, the sensing element of which shall be located in an appropriate place within the path of refrigerated air being returned to the coils.~~
- g. ~~The product load line shall be designated by a distinctive line at inside terminal ends of each display case, and such lines shall be at the highest point of discharge and return of refrigerated air.~~
- h. ~~Each display case shall be equipped with separators to provide false walls located a minimum of one half inch from terminal ends to provide for free circulation of refrigerated air between said terminal ends and displayed product.~~
- i. ~~All display cases in a retail outlet shall be so placed as to be relatively free:~~
 - (1) ~~Of air currents resulting from door drafts, electric fans, and other factors that adversely deflect the current of refrigerated air within the display case; and~~
 - (2) ~~Of heat elements such as lights, heating units, and related devices that tend to raise the temperature of refrigerated air within the display case.~~

FF8.2 Handling Practices:

- a. ~~Frozen food shall not be accepted for delivery by a retail outlet when the internal product temperature exceeds 0°F., except as provided in section FF2.1 and FF2.2 of these regulations and such exception is duly recorded.~~
- b. ~~All frozen food received at a retail outlet⁹ shall be immediately placed in storage facilities.~~
- c. ~~Each retail outlet shall be equipped with storage facilities of sufficient cubic displacement to accommodate the storage of frozen food.~~
- d. ~~Frozen food shall not be placed above the product food lines within any display case.~~
- e. ~~All frozen food in a retail outlet shall be stored, and displayed under good sanitary conditions.~~

⁹ Retail outlets should employ the first-in first-out basis of inventory control.

**~~REGULATIONS PERTAINING TO SANITARY STANDARDS FOR
MANUFACTURE, PROCESSING, STORAGE AND
TRANSPORTATION OF ICE~~**

~~[R23-1-ICE]~~

~~STATE OF RHODE ISLAND AND PROVIDENCE PLANTATIONS~~

~~Department of Health~~

~~June 1966~~

As Amended:

**~~January 2002 (re-filing in accordance with
the provisions of section 42-35-4.1 of the
Rhode Island General Laws, as amended)~~**

Authority: Sections 1, 17, 18 and 26 of Chapter 1, Title 23 of the General Laws of 1956, as amended.

R23-1-11 DEFINITIONS

The following definitions shall apply in the interpretation of this standard:

Approved. The term approved shall mean acceptable to the director based on his determination as to conformance with appropriate standards and good public health practice.

Director. The term director shall mean the Director of Health of the State of Rhode Island or his designated representative.

Easily Cleanable. The term easily cleanable shall mean readily accessible and of such material and finish, and so fabricated that residue may be completely removed by normal cleaning methods.

Employee. An employee shall mean any person working in an ice plant who transports ice or ice containers, who engages in ice manufacture, processing, packaging, storage, or distribution, or who comes into contact with any ice equipment.

Equipment. Equipment shall mean all grinders, crushers, chippers, shavers, scorers, saws, cubers, can fillers, core fillers, drop tubes, needles, core sucking devices, conveyors and similar items used in ice plants.

Ice. Ice shall mean the product, in any form obtained as a result of freezing water by mechanical or artificial means.

Ice Plant. The term ice plant shall mean any commercial establishment, together with the necessary appurtenances, in which ice is manufactured or processed, and stored, packaged, or distributed or offered for sale for human consumption, or for use in such a manner that it will come into direct contact with food equipment or utensils, or with food or beverage intended for human consumption. This standard is not intended to apply to establishments subject to other specific sanitary standards, provided such sanitary standards are at least equal to this standard.

Person. The term person shall mean an individual, or a firm, partnership, company, corporation, trustee, association, or any public or private entity.

Processing. Processing shall mean grinding, crushing, flaking, cubing, or any other operation which changes the physical characteristics of ice.

Single Service Articles. The term single service articles shall mean those articles which are intended by the manufacturers, and generally recognized by the public, as being for one usage only, then to be discarded.

Utensil. A utensil shall mean any multiuse cans, buckets, tubs, pails, vats, containers, covers, tongs, picks, and similar items used in the manufacture and handling of ice.

R23-1-12 ICE QUALITY

~~Ice intended for human consumption or to be used in direct contact with water, food, food equipment, or food utensils, shall meet the bacteriological, chemical, and physical standards of quality of applicable state laws and regulations, or in the absence thereof, the Public Health Service Drinking Water Standards, 1962 (Publication No. 956).~~

R23-1 I3 WATER SUPPLY AND TREATMENT

~~I3.1 All water used in ice plants, including that used in preparing brine solutions, shall be of a safe, sanitary quality and from an approved public or private water supply system which is constructed, protected, operated, and maintained in conformance with applicable state laws and regulations, or in the absence thereof, the Public Health Service Drinking Water Standards, 1962 (Publication No. 956).~~

~~I3.2 Only potable water shall be used in sprays and in filling dipping wells for the removal of ice cakes from the ice cans or tanks. Ice shall not come into direct contact with water in dipping wells.~~

~~I3.3 If water is treated at the ice plant, the treatment and facilities shall be approved. Use of chemicals or additives shall be in accordance with regulations promulgated under the Food Additives Amendment to the Federal Food, Drug, and Cosmetic Act.~~

~~I3.4 All water filters, settling tanks, and other treatment facilities, shall be cleaned as often as necessary to keep them operational and in a clean and sanitary condition. Adequate bacteriological, chemical, and physical tests shall be made to assure potability of the water used in the manufacture of ice; and the records of these tests shall be maintained when such facilities are provided. Storage water tanks shall be covered.~~

~~I3.5 If specifically approved by the director, a non-potable water supply may be permitted within the establishment for purposes of fire protection and the cooling of refrigeration equipment.~~

R23-1 I4 SEWAGE DISPOSAL

~~All sewage and waste water shall be disposed of by means of a public sewerage system or an approved sewage disposal system which is constructed, operated and maintained in conformance with applicable state laws and regulations.~~

R23-1 I5 PLUMBING

~~I5.1 All plumbing shall be sized, installed, and maintained in accordance with applicable state plumbing laws and regulations.~~

~~I5.2 The potable water supply piping shall not be connected with any nonpotable water supply system whereby the nonpotable water can be drawn or discharged into the potable water supply system. The piping of any nonpotable water system shall be adequately and durably identified, such as by distinctive colored paint, so that it is readily distinguished from piping which carries potable water; and nonpotable water piping shall not be connected to equipment, except as specified in subsection I3.5, or have outlets in the brine circulation tanks. Fire protection outlets shall be so designed or protected as to discourage their use for any other purpose.~~

~~15.3 The potable water system shall be installed in such a manner as to preclude the possibility of backflow into the system.~~

~~15.4 Drain lines from equipment shall not discharge waste water in such a manner as to permit the flooding of floors or the flowing of water across working or walking areas, or in difficult to clean areas, or otherwise create a nuisance.~~

~~15.5 Soil, waste or drain pipes shall be so located, installed and maintained as not to constitute a source of contamination for ice, equipment, or utensils, or to create an insanitary condition or nuisance.~~

R23-1-16 AIR FOR AGITATION

~~16.1 Air used for water agitation shall be filtered or otherwise treated to render it free of dust, dirt, insects, and extraneous material. Air intakes shall be located and maintained in an approved manner. Filters shall be located upstream from the compressor and shall be easily removable for cleaning or replacement.~~

~~16.2 The blower or compressor for supplying air for water agitation shall be designed so it will deliver oil free air. Oil free air may be produced by one of the following methods or its equivalent.~~

- ~~a. Use of carbon ring piston compressor~~
- ~~b. Use of an oil lubricated compressor with effective provision for removal of any oil vapor.~~
- ~~c. High pressure water lubricated or non lubricated blowers.~~

R23-1-17 SANITARY FACILITIES AND OPERATION

~~17.1 Ice manufacturing, processing, packaging, and storage operations shall be conducted in a building or structure that is enclosed and maintained in a sanitary condition. Such building or structure shall protect the ice, equipment, and utensils from dust, dirt, rodents, insects, and other contaminating sources. Ice for human consumption shall not be processed or packaged on open platforms or on trucks or other vehicles used for delivery.~~

~~17.2 The floors, walls and ceilings of all rooms in which ice is manufactured, processed, packaged, and stored shall be of such material, and so constructed as to be maintained in a clean, sanitary condition. They shall be kept clean and in good repair. Unless otherwise approved by the director, such rooms shall be used for no purpose or operation other than those normally associated with the manufacture, processing, packaging, and storage of ice and the production of refrigeration.~~

~~17.3 Ice contact surfaces, including loading platforms, conveyors, and chutes, shall be easily cleanable and shall be kept clean and in good repair. Loading platforms, conveyors, chutes, and other contact surfaces which are not maintained at or below freezing shall be washed as often as necessary to keep them clean.~~

- ~~I7.4 At least 10 foot candles of light shall be required on surfaces in all rooms or areas in which ice is manufactured, processed, or packaged. At least 10 foot candles of light shall also be required in utensil washing areas, toilet rooms, and hand washing areas. Storage rooms shall have at least 5 foot candles of light as measured 30 inches from the floor. Sources of artificial light shall be provided and used to the extent necessary to provide the required amount of light on those surfaces and in those areas when in use and when being cleaned.~~
- ~~I7.5 All equipment and utensils used in ice plants shall be of easily cleanable construction and shall be kept clean, in good repair, and shall be handled and stored in a sanitary manner. Materials used as ice contact surfaces shall, under use conditions, be smooth, nontoxic, and relatively nonabsorbent. Ice tanks and cans shall be kept in a leakproof condition and the inner surface of such containers shall be free of corrosion.~~
- ~~I7.6 Canvas containers shall not be used unless provided with a sanitary single service liner so as to completely protect the ice.~~
- ~~I7.7 Single service articles shall be stored, dispensed, and handled in a sanitary manner, and shall be used only once.~~
- ~~I7.8 Freezing tank covers shall be so designed and of such material as to protect the ice containers from splash, drip and other contamination; shall be easily cleanable; and shall be kept clean and in good repair. Such covers shall be equipped with rings or similar devices, thereby minimizing splintering of covers when hooks are used for pulling. Can or tank covers and the ledges and sides of the tank upon which the cover rests, shall be cleaned as often as necessary to keep them in a sanitary condition and in a manner satisfactory to the director.~~
- ~~I7.9 All portable can or tank fillers, core suckers, needles, core fillers, drop tubes, pipes, tongs, picks, and covers shall be maintained in a clean sanitary condition. When not in use, they shall be stored in clean cabinets, or other suitable enclosures which protect them from contamination. If such equipment or utensils contact the floor or are otherwise subjected to contamination, they shall be thoroughly cleaned before reuse.~~
- ~~I7.10 No person shall enter the tank room or any room or area where ice contacts a walking surface, unless he wears clean suitable boots or shoe coverings. Such boots or shoe coverings shall be removed when the person leaves such room or area; provided, that if boots or shoe coverings are not removed, they shall be thoroughly washed in an approved solution before reentering such rooms or areas. Street shoes without suitable coverings shall not be used in these areas.~~
- ~~I7.11 Air pipes, and coring or sucking (vacuum) devices shall be used as needed to produce a product free of rust or other foreign materials.~~
- ~~I7.12 All ice blocks shall be thoroughly washed with potable water as they come to the delivering platform prior to distribution.~~
- ~~I7.13 Ice, while being manufactured, processed, packaged, and stored shall be protected from contamination. Hands shall not come into direct contact with the ice when other methods of handling can be used.~~

R23-1-18 TRANSPORTATION OF ICE

~~I8.1 Ice, while being transported or delivered, shall be protected from contamination from dust, dirt, or any other source. The ice compartment of vehicles used in transporting or delivering ice shall be of cleanable construction and shall be kept clean and in good repair.~~

~~I8.2 Vehicles used for transporting or delivering unpackaged ice shall be of closed construction with tight fitting covered bodies, or if of open construction, shall have tight floors and sides and shall be equipped with clean tarpaulins covering the entire load and reaching all the way to the floor in back of the load. If tarpaulins are used, they shall be thoroughly cleaned after each usage.~~

~~I8.3 All vehicles hauling unpackaged ice shall be thoroughly washed immediately prior to loading with ice.~~

R23-1 I9 TOILET FACILITIES

~~I9.1 Toilet facilities shall be adequate and conveniently located, and shall be accessible to the employees at all times.~~

~~I9.2 Toilet rooms shall be completely enclosed, and shall have tight fitting, self closing doors. Such doors shall not be left open except during cleaning or maintenance. If vestibules are provided, they shall be kept in a clean condition and in good repair.~~

~~I9.3 Toilet facilities, including the toilet room and fixtures, shall be kept clean and in good repair, free from flies and objectionable odors, and shall be vented to the outside air.~~

~~I9.4 A supply of toilet tissue shall be provided at each toilet at all times.~~

~~I9.5 Easily cleanable receptacles shall be provided for waste materials.~~

R23-1 I10 HAND-WASHING FACILITIES

~~I10.1 Lavatories shall be located within or immediately adjacent to all toilet rooms.~~

~~I10.2 Lavatories shall be adequate in size and number and shall be so located as to permit convenient and expeditious use by all employees.~~

~~I10.3 Each lavatory shall be provided with hot and cold or tempered running water. Where hot and cold running water is provided, a mixing valve or combination faucet is recommended. Steammixing valves are prohibited.~~

~~I10.4 An adequate supply of hand cleansing soap or detergent shall be available at each lavatory. An adequate supply of sanitary towels, or an approved hand drying device, shall be available and conveniently located near the lavatory. Common towels are prohibited. Where disposable towels are used, waste receptacles shall be located conveniently near the hand washing facilities.~~

~~I10.5 Lavatories, soap dispensers, hand drying devices, and all other components of the hand-washing facilities shall be kept clean and in good repair.~~

R23-1-III HOUSEKEEPING

- ~~III.1 All parts of the establishment and its premises shall be kept neat, clean, and free of litter and debris.~~
- ~~III.2 Effective control measures shall be utilized to eliminate rodents, flies or other vermin from the premises.~~
- ~~III.3 Insecticides and rodenticides shall not be used in any way as to contaminate ice or ice contact surfaces, nor to constitute a hazard to employees or customers.~~

R23-1-II2 PERSONNEL

- ~~H2.1 No person while affected with any disease in a communicable form, or while a carrier of such disease, shall work in any area of an ice plant in any capacity in which there is a likelihood of such person contaminating water, ice, or ice contact surfaces with pathogenic organisms, or transmitting disease to other individuals.~~
- ~~H2.2 All employees shall wear clean outer garments, maintain a high degree of personal cleanliness, and conform to good hygienic practices while on duty. They shall wash their hands thoroughly with soap and warm water in an approved hand washing facility before starting work and as often as may be necessary to remove soil and contamination. No employee shall resume work after visiting the toilet room without having washed his hands.~~
- ~~H2.3 Employees shall not use tobacco in any form in any room used for the manufacture, processing, packaging, or storage of ice.~~
- ~~H2.4 Unauthorized persons shall not be permitted in any room where ice is manufactured, processed, packaged, or stored.~~

**~~RULES AND REGULATIONS PRESCRIBING
UNIFORM RETAIL MEAT IDENTITY STANDARDS~~**

~~[R21-33-PBP]~~

~~STATE OF RHODE ISLAND AND PROVIDENCE PLANTATIONS~~

~~Department of Health~~

~~April 1975~~

~~As Amended:~~

**~~January 2002 (re-filing in accordance with
the provisions of section 42-35-4.1 of the
Rhode Island General Laws, as amended)~~**

Under the authority of Chapters 23-1-18(5) and 21-31-9 of the Rhode Island General Laws of 1956, as amended and in order to establish a standard set of descriptive terms to be applied to the various cuts of meat and to attain uniformity in the use of these terms in the labeling and advertising of meats and meat food products offered for sale therein by retail food establishments the following regulation is hereby promulgated:

The "Uniform Retail Meat Identity Standards" as published by the Department of Merchandising, National Live Stock and Meat Board and effective 1 January 1975 is hereby adopted as the "Uniform Retail Meat Identity Standards" of the State of Rhode Island, with the following modifications:

MODIFICATIONS:

1. The term "bone in" must be used in all advertising to identify cuts of meat which contain bones except in the case of chops, i.e., pork chops, lamb chops, etc. Prepackaged meat containing bone shall bear the label "bone in" whenever the package conceals or does not clearly expose the bone matter.
2. Ground meats shall have a fat/lean ratio expressed in the form of "Not more than X% Fat".
3. "Lean Hamburger" or "Lean Ground Beef" shall be ground beef that contains not more than 25% by weight of beef fat.
4. "Extra Lean Hamburger" or "Extra Lean Ground Beef" shall be ground beef that contains not more than 20% by weight of beef fat.
5. The term "Diet Lean" shall not be used to designate ground meat or hamburger.

If the above terms identifying the respective category or ground beef or hamburger are used, they shall appear on a label securely affixed to the container or wrapping of said product in a size of letter that is clearly legible.

Wherever these products are displayed for sale whether in package or bulk, they shall be clearly identified at the point of sale with a sign which shall contain the category of ground meat or hamburger and shall also contain the following: "Contains not more than (the respective percentage as set forth above) percent fat" in letters not less than three quarters of an inch in height in bold face type.

6. Italian style sausage shall be so labeled and shall consist wholly of pork, spices and salt and shall not contain fat in excess of 27% and may be qualified by the words "Hot" or "Sweet". Paprika may be used, but must be prominently declared on the label as "Paprika added for color".
7. Any fresh ground meat product or mixture containing pork shall be clearly labeled "Contains Fresh Pork" and said label shall be prominent and adjacent to the product name.
8. ~~Penalty for Violations~~—Any person who violates the foregoing regulations shall be subject to the provisions of Chapter 21-31 (4) (5) (6) of the General Laws of Rhode Island, as amended, entitled Food, Drugs and Cosmetics Act.
9. ~~The Regulations Governing Meat Inspection pertaining to Marking, Branding, and Identification, Labeling, and Reinspection and Preparation of Meat Products, R23-1-M1 through M3, dated 1 July 1966 are herewith repealed in their entirety.~~

~~Grade “A”~~

~~Pasteurized~~

~~Milk~~

~~Ordinance~~

~~(Includes provisions from the Grade “A” Condensed and Dry Milk Products
and Condensed and Dry Whey—Supplement I to the Grade “A” PMO)~~

~~2013 Revision~~



~~U.S. Department of Health and Human Services~~

~~Public Health Service~~

~~Food and Drug Administration~~

~~LIST OF PREVIOUS EDITIONS OF USPHS/FDA MILK ORDINANCE~~

- ~~1924. Ordinance only. Reprint No. 971 from *Public Health Reports* of November 7, 1924.~~
- ~~1926. Ordinance only. Reprint No. 1099 from *Public Health Reports* of July 30, 1926.~~
- ~~1927. Ordinance and Code. Mimeographed tentative draft, November 1927.~~
- ~~1929. Ordinance and Code. Mimeographed, July 1929.~~
- ~~1929. Ordinance and Code. Mimeographed, September 1929.~~
- ~~1931. Ordinance and Code. Mimeographed, September 1931.~~
- ~~1933. Ordinance only. Mimeographed, July 1933.~~
- ~~1933. Ordinance and Code. Mimeographed, July 1933.~~
- ~~1933. Ordinance only. Rotoprinted, December 1933.~~
- ~~1933. Ordinance and Code. Rotoprinted, December 1933.~~
- ~~1934. Ordinance and Code. Rotoprinted, August 1934.~~
- ~~1934. Ordinance only. Rotoprinted, August 1934.~~
- ~~1935. Ordinance/Code. Printed as *Public Health Bulletin No. 220*, 1935 Edition, July 1935.~~
- ~~1936. Ordinance only. Mimeographed, December 1936.~~
- ~~1936. Ordinance/Code. Printed as *Public Health Bulletin No. 220*, 1936 Edition, January 1937.~~
- ~~1939. Ordinance and Code. Mimeographed, January 1939.~~
- ~~1939. Ordinance only. Mimeographed, February 1939.~~
- ~~1939. Ordinance only. Mimeographed, November 1939.~~
- ~~1939. Ordinance/Code. Printed as *Public Health Bulletin No. 220*, 1939 Edition, February 1940.~~
- ~~1947. Ordinance only. Mimeographed tentative draft, August 1947.~~
- ~~1949. Ordinance only. Multithed, April 1949.~~
- ~~1951. Ordinance only. Multithed, November 1951.~~
- ~~1953. Ordinance/Code. Printed as *Public Health Service Publication No. 229*.~~
- ~~1965. Grade "A" Pasteurized Milk Ordinance. *Public Health Service Publication No. 229*.~~
- ~~1978. Grade "A" Pasteurized Milk Ordinance. *Public Health Service/Food and Drug Administration*.~~
- ~~1983. Grade "A" Pasteurized Milk Ordinance. *Public Health Service/Food and Drug Administration*.~~
- ~~1985. Grade "A" Pasteurized Milk Ordinance. *Public Health Service/Food and Drug Administration*.~~
- ~~1989. Grade "A" Pasteurized Milk Ordinance. *Public Health Service/Food and Drug Administration*.~~
- ~~1993. Grade "A" Pasteurized Milk Ordinance. *Public Health Service/Food and Drug Administration*.~~
- ~~1995. Grade "A" Pasteurized Milk Ordinance. *Public Health Service/Food and Drug Administration*.~~
- ~~1997. Grade "A" Pasteurized Milk Ordinance. *Public Health Service/Food and Drug Administration*.~~
- ~~1999. Grade "A" Pasteurized Milk Ordinance. *Public Health Service/Food and Drug Administration*.~~
- ~~2001. Grade "A" Pasteurized Milk Ordinance. *Public Health Service/Food and Drug Administration*.~~

- ~~2003. Grade “A” Pasteurized Milk Ordinance, Including Provisions from the Grade “A” Condensed and Dry Milk Products and Condensed and Dry Whey Supplement I to the Grade “A” Pasteurized Milk Ordinance. Public Health Service/Food and Drug Administration.~~
- ~~2005. Grade “A” Pasteurized Milk Ordinance, Including Provisions from the Grade “A” Condensed and Dry Milk Products and Condensed and Dry Whey Supplement I to the Grade “A” Pasteurized Milk Ordinance. Public Health Service/Food and Drug Administration.~~
- ~~2007. Grade “A” Pasteurized Milk Ordinance, Including Provisions from the Grade “A” Condensed and Dry Milk Products and Condensed and Dry Whey Supplement I to the Grade “A” Pasteurized Milk Ordinance. Public Health Service/Food and Drug Administration.~~
- ~~2009. Grade “A” Pasteurized Milk Ordinance, Including Provisions from the Grade “A” Condensed and Dry Milk Products and Condensed and Dry Whey Supplement I to the Grade “A” Pasteurized Milk Ordinance. Public Health Service/Food and Drug Administration.~~
- ~~2011. Grade “A” Pasteurized Milk Ordinance, Including Provisions from the Grade “A” Condensed and Dry Milk Products and Condensed and Dry Whey Supplement I to the Grade “A” Pasteurized Milk Ordinance. Public Health Service/Food and Drug Administration.~~
- ~~2013. Grade “A” Pasteurized Milk Ordinance, Including Provisions from the Grade “A” Condensed and Dry Milk Products and Condensed and Dry Whey Supplement I to the Grade “A” Pasteurized Milk Ordinance. Public Health Service/Food and Drug Administration.~~

FOREWORD

The milk sanitation program of the United States Public Health Service (USPHS) is one of its oldest and most respected activities. The interest of the USPHS in milk sanitation stems from two important public health considerations. First, of all foods, none surpasses milk as a single source of those dietary elements needed for the maintenance of proper health, especially in children and older citizens. For this reason, the USPHS has for many years promoted increased milk consumption. Second, milk has a potential to serve as a vehicle of disease transmission and has, in the past, been associated with disease outbreaks of major proportions.

The incidence of milk borne illness in the United States has been sharply reduced. In 1938, milkborne outbreaks constituted twenty five percent (25%) of all disease outbreaks due to infected foods and contaminated water. Our most recent information reveals that milk and fluid milk products continue to be associated with less than one percent (<1%) of such reported outbreaks. Many groups have contributed to this commendable achievement, including Public Health and Agricultural Agencies, dairy and related industries, several interested professional groups, educational institutions and the consuming public. The United States Public Health Service/Food and Drug Administration (USPHS/FDA) is proud to have contributed to the protection and improvement of the milk supply of the nation through technical assistance, training, research, standards development, evaluation and certification activities.

Despite the progress that has been made, occasional milkborne outbreaks still occur, emphasizing the need for continued vigilance at every stage of production, processing, pasteurization and distribution of milk and milk products. Problems associated with assuring the safety of milk and milk products have become extremely complex because of new products, new processes, new materials and new marketing patterns, which must be evaluated in terms of their public health significance. The *Grade "A" Pasteurized Milk Ordinance (Grade "A" PMO)*, 2013 Revision translates this new knowledge and technology into effective and practicable public health practices and incorporates the provisions of the *Grade "A" Condensed and Dry Milk Ordinance Supplement I to the Grade "A" Pasteurized Milk Ordinance*.

The responsibility for insuring the ready availability and safety of milk and milk products is not confined to an individual community or a State, or to the Federal Government, it is the concern of the entire nation. With the continued cooperation of all engaged in assuring the safety of milk and milk products, including Government and industry, this responsibility can be accepted with confidence.

~~PREFACE~~

~~USPHS activities in the area of milk sanitation began at the turn of the century with studies on the role of milk in the spread of disease. These studies led to the conclusion that effective public health control of milkborne disease requires the application of sanitation measures throughout the production, handling, pasteurization, and distribution of milk and milk products. These early studies were followed by research to identify and evaluate sanitary measures, which might be used to control disease, including studies that led to improvement of the pasteurization process.~~

~~To assist States and Municipalities in initiating and maintaining effective programs for the prevention of milkborne disease, the USPHS, in 1924, developed a model regulation known as the *Standard Milk Ordinance* for voluntary adoption by State and Local Milk Control Agencies. To provide for the uniform interpretation of this *Ordinance*, an accompanying *Code* was published in 1927, which provided administrative and technical details as to satisfactory compliance. This model milk regulation, now titled the *Grade "A" Pasteurized Milk Ordinance* (*Grade "A" PMO*), 2013 Revision, incorporates the provisions governing the processing, packaging, and sale of Grade "A" milk and milk products, including buttermilk and buttermilk products, whey and whey products, and condensed and dry milk products and represents the 29th revision and incorporates new knowledge into public health practice.~~

~~The USPHS/FDA alone did not produce the *Grade "A" PMO*. As with preceding editions, it was developed with the assistance of Milk Regulatory and Rating Agencies at every level of Federal, State, and Local Government, including both Health and Agriculture Departments; all segments of the dairy industry, including producers, milk plant operators, equipment manufacturers, and associations; many educational and research institutions; and with helpful comments from many individual sanitarians and others.~~

~~The USPHS/FDA's recommended *Grade "A" PMO* is the basic standard used in the voluntary Cooperative State USPHS/FDA Program for the Certification of Interstate Milk Shippers; a program participated in by all fifty (50) States, the District of Columbia and U.S. Trust Territories. The National Conference on Interstate Milk Shipments (NCIMS) in accordance with the Memorandum of Understanding with the Food and Drug Administration (FDA) has at its biennial conferences recommended changes and modifications to the *Grade "A" PMO*. These changes have been incorporated into this 2013 revision. The counsel and guidance rendered by the Conference in preparation of this edition of the *Grade "A" PMO* is deeply appreciated.~~

~~The *Grade "A" PMO* is incorporated by reference in Federal specifications for procurement of milk and milk products; is used as the sanitary regulation for milk and milk products served on interstate carriers; and is recognized by the Public Health Agencies, the milk industry, and many others as the national standard for milk sanitation. The *Grade "A" PMO* adopted and uniformly applied will continue to provide effective public health protection without being unduly burdensome to either Regulatory Agencies or the dairy industry. It represents a "grass-roots" consensus of current knowledge and experiences and as such represents a practical and equitable milk sanitation standard for the nation.~~

~~Within the 2013 *Grade "A" PMO*, the administrative and technical requirements for the manufacture of condensed and dry milk products and condensed and dry whey included in the *Grade "A" Condensed and Dry Milk Ordinance Supplement I to the Grade "A" Pasteurized Milk Ordinance* have been incorporated as directed by the 2001 NCIMS.~~

~~INTRODUCTION~~

~~The following *Grade "A" PMO*, with Appendices, is recommended for legal adoption by States in order to encourage a greater uniformity and a higher level of excellence of milk sanitation practice in the United States. An important purpose of this recommended standard is to facilitate the shipment and acceptance of milk and milk products of high sanitary quality in interstate and intrastate commerce.~~

~~This edition of the *Ordinance* contains sanitary standards for Grade "A" raw milk for pasteurization, ultra pasteurization, aseptic processing and packaging or retort processed after packaging and Grade "A" milk and/or milk products defined in Section 1.~~

~~The following form is suggested for adoption by States subject to the approval of the appropriate legal authority. Adoption of this form will reduce the cost of publishing and printing, and will enable the *Grade "A" PMO* to be easily kept current. The adoption of this form is considered legal in many States and has been so adopted. The Council of State Governments has prepared a model State law, *Milk and Food Codes Adoption by Reference Act*,¹ which is recommended for enactment by States to enable communities to adopt milk and food ordinances by reference.~~

~~An ordinance to regulate the production, transportation, processing, handling, sampling, examination, labeling, and sale of Grade "A" milk and milk products; the inspection of dairy farms, milk plants, receiving stations, transfer stations, milk tank truck cleaning facilities, milk tank trucks and bulk milk hauler/samplers; the issuing and revocation of permits to milk producers, bulk milk hauler/samplers, milk tank trucks, milk transportation companies, milk plants, receiving stations, transfer stations, milk tank truck cleaning facilities, haulers, and distributors; and the fixing of penalties.~~

~~The.....of.....² ordains:~~

~~**SECTION 1.** The production, transportation, processing, handling, sampling, examination, labeling and sale of all Grade "A" milk and milk products sold for the ultimate consumption within the of² or its jurisdiction; the inspection of dairy farms, milk plants, receiving stations, transfer stations, milk tank truck cleaning facilities, milk tank trucks and bulk milk hauler/samplers; and the issuing and revocation of permits to milk producers, bulk milk hauler/samplers, milk tank trucks, milk transportation companies, milk plants, receiving stations, transfer stations, milk tank truck cleaning facilities, haulers, and distributors shall be regulated in accordance with the provisions of the current edition of the *Grade "A" PMO*, a certified copy³ of~~

¹ ~~A copy of the model act is included in Suggested State Legislation Programs for 1950, developed by the Council of State Governments, Box 11910, Iron Works Pike, Lexington, KY 40578.~~

² ~~Substitute proper legal jurisdiction here and in all similar places throughout this *Ordinance*.~~

³ ~~A certified copy may be secured from the Department of Health and Human Services, Public Health Service, Food and Drug Administration, Division of Plant and Dairy Food Safety (HFS-316), 5100 Paint Branch Parkway, College Park, MD 20740-3835.~~

~~which is filed in the office of the appropriate governing official. Provided, that Sections 15 and 16 of this Ordinance shall be replaced, respectively by Sections 2 and 3 below.~~

~~**SECTION 2.** Any person who shall violate any of the provisions of this Ordinance shall be guilty of a misdemeanor and, upon conviction thereof, shall be punished by a fine of not more than \$....., and/or such persons may be enjoined from continuing such violations. Each day upon which such a violation occurs shall constitute a separate violation.~~

~~**SECTION 3.** All ordinances and parts of ordinances in conflict with this Ordinance, shall be repealed twelve (12) months after the adoption of this Ordinance, at which time this Ordinance shall be in full force and effect, as provided by law.~~

~~**Legal Aspects:** Recommendations concerning legal aspects have been suggested from time to time by the Office of the Chief Counsel and have been incorporated into the Ordinance. Other changes have also been incorporated on the advice of various State and Local legal counsel.~~

~~The Ordinance has been widely adopted and used for many years and has been upheld by court actions. One of the most comprehensive decisions upholding the various provisions of the Ordinance was that of the District Court, Reno County, Kansas, in the case of *Billings et al. v. City of Hutchinson et al.*, decided May 1, 1934. In this action, the plaintiffs unsuccessfully sought to enjoin the enforcement of the Hutchinson ordinance on the grounds that: (a) it was unreasonable; (b) it conflicted with State statutes; (c) the license fees provided in the local ordinance (but not in the Ordinance recommended by the USPHS) were in excess of expenses; and (d) the milk inspector was clothed with arbitrary powers. (Reprint No. 1629 from *Public Health Reports* of June 8, 1934.)~~

~~The model Ordinance discourages the use of public health regulations to establish unwarranted trade barriers against the acceptance of high quality milk from other milksheds. (Refer to Section 11.) On repeated requests from the Association of State and Territorial Health Officers and the NCIMS, the USPHS/FDA is actively cooperating in the voluntary program for the Certification of Interstate Milk Shippers. Such a program would be impossible without widespread agreement on uniform standards, such as those of this recommended Ordinance.~~

~~The value of these standards as a means of overcoming interstate trade barriers was recognized by the U.S. Supreme Court in the case of the *Dean Milk Company v. City of Madison*. (No. 258—October term, 1950) The Court reversed the decision of the Wisconsin Supreme Court, which had sustained an ordinance requirement imposing a 5-mile limit on the location of pasteurization plants selling milk in Madison and pointed out that Madison consumers would be adequately safeguarded if the city relied upon the provisions of Section 11 of the USPHS's recommended Milk Ordinance.~~

~~The USPHS/FDA does not have legal jurisdiction in the enforcement of milk sanitation standards, except on interstate carriers and milk and milk products shipped in interstate commerce. It serves solely in an advisory and stimulative capacity and its program is designed primarily to assist Regulatory Agencies. Its aim is to promote the establishment of effective and well-balanced milk sanitation programs in each State; to stimulate the adoption of adequate~~

~~and uniform milk control legislation; and to encourage the application of uniform enforcement procedures through appropriate legal and educational measures.~~

~~When this *Ordinance* is adopted, its enforcement becomes a function of the Regulatory Agencies. Consequently, the *Ordinance* should be adopted only if adequate provisions can be made for qualified personnel and for suitable laboratory facilities.~~

~~The charter and the legal counsel of the government unit involved should be consulted for information or advice on proper legal procedures, such as the recording and advertising of the *Ordinance* after passage.~~

~~**Adoption:** In the interest of national uniformity, it is recommended that not any changes be made in this *Ordinance* when adopted by a State, unless changes are necessary to avoid conflict with State law. Modifications should be contemplated with extreme caution so as not to render the *Ordinance* unenforceable. In order to promote uniformity, it is recommended that all of the **ADMINISTRATIVE PROCEDURES** be adopted as well.~~

~~**Amendment of Existing Regulations:** States that have adopted the 2011 or earlier editions of the USPHS/FDA recommended *Grade "A" PMO* are urged to bring such *Ordinance* up to date in order to take advantage of the most current developments in milk sanitation and administration. States whose milk sanitation law or regulations are not based on a previous USPHS/FDA recommended *Grade "A" PMO* are urged to consider the attendant public health benefits, as well as those economic in nature, which can accrue upon the adoption and implementation of the *Grade "A" PMO*.~~

~~TABLE OF CONTENTS~~

Page

LIST OF PREVIOUS EDITIONS OF USPHS/FDA MILK ORDINANCE.....	i
FORWARD.....	iii
PREFACE.....	iv
INTRODUCTION.....	vi
TABLE OF CONTENTS.....	ix
ILLUSTRATIONS	xiv
TABLES.....	xvi
 GRADE "A" PASTEURIZED MILK ORDINANCE (GRADE "A" PMO) 2013.....	 1
SECTION 1. DEFINITIONS.....	1
SECTION 2. ADULTERATED OR MISBRANDED MILK AND/OR MILK	
PRODUCTS	14
SECTION 3. PERMITS	15
SECTION 4. LABELING.....	18
SECTION 5. INSPECTION OF DAIRY FARMS AND MILK PLANTS	20
SECTION 6. THE EXAMINATION OF MILK AND/OR MILK PRODUCTS	26
SECTION 7. STANDARDS FOR GRADE "A" MILK AND/OR MILK PRODUCTS	31
 STANDARDS FOR GRADE "A" RAW MILK FOR PASTEURIZATION, ULTRA-	
PASTEURIZATION, ASEPTIC PROCESSING AND PACKAGING OR RETORT	
PROCESSED AFTER PACKAGING	35
ITEM 1r. ABNORMAL MILK	35
ITEM 2r. MILKING BARN, STABLE OR PARLOR CONSTRUCTION.....	36
ITEM 3r. MILKING BARN, STABLE OR PARLOR CLEANLINESS.....	37
ITEM 4r. COWYARD.....	38
ITEM 5r. MILKHOUSE CONSTRUCTION AND FACILITIES.....	39
ITEM 6r. MILKHOUSE CLEANLINESS.....	45
ITEM 7r. TOILET	45
ITEM 8r. WATER SUPPLY	46
ITEM 9r. UTENSILS AND EQUIPMENT CONSTRUCTION	47
ITEM 10r. UTENSILS AND EQUIPMENT CLEANING.....	49
ITEM 11r. UTENSILS AND EQUIPMENT SANITIZATION.....	50
ITEM 12r. UTENSILS AND EQUIPMENT STORAGE.....	51
ITEM 13r. MILKING FLANKS, UDDERS AND TEATS	52
ITEM 14r. PROTECTION FROM CONTAMINATION	53
ITEM 15r. DRUG AND CHEMICAL CONTROL	56
ITEM 16r. PERSONNEL HANDWASHING FACILITIES	57

ITEM 17r. PERSONNEL – CLEANLINESS	58
ITEM 18r. RAW MILK COOLING	58
ITEM 19r. INSECT AND RODENT CONTROL	60

STANDARDS FOR GRADE “A” PASTEURIZED, ULTRA-PASTEURIZED, ASEPTICALLY PROCESSED AND PACKAGED LOW ACID MILK AND/OR MILK PRODUCTS AND RETORT PROCESSED AFTER PACKAGED LOW ACID MILK AND/OR MILK PRODUCTS	61
--	---------------

ITEM 1p. FLOORS – CONSTRUCTION	62
ITEM 2p. WALLS AND CEILINGS – CONSTRUCTION	63
ITEM 3p. DOORS AND WINDOWS	63
ITEM 4p. LIGHTING AND VENTILATION	64
ITEM 5p. SEPARATE ROOMS	65
ITEM 6p. TOILET SEWAGE DISPOSAL FACILITIES	66
ITEM 7p. WATER SUPPLY	67
ITEM 8p. HANDWASHING FACILITIES	69
ITEM 9p. MILK PLANT CLEANLINESS	69
ITEM 10p. SANITARY PIPING	70
ITEM 11p. CONSTRUCTION AND REPAIR OF CONTAINERS AND EQUIPMENT	71
ITEM 12p. CLEANING AND SANITIZING OF CONTAINERS AND EQUIPMENT	74
ITEM 13p. STORAGE OF CLEANED CONTAINERS AND EQUIPMENT	80
ITEM 14p. STORAGE OF SINGLE SERVICE CONTAINERS, UTENSILS AND MATERIALS	80
ITEM 15p. PROTECTION FROM CONTAMINATION	81
ITEM 16p. PASTEURIZATION, ASEPTIC PROCESSING AND PACKAGING, AND RETORT PROCESSED AFTER PACKAGING	89
ITEM 16p.(A). BATCH PASTEURIZATION	93
ITEM 16p.(B). HIGH TEMPERATURE SHORT TIME (HTST) CONTINUOUS FLOW PASTEURIZATION	97
ITEM 16p.(C). PASTEURIZERS EMPLOYING REGENERATIVE HEATING	104
MILK OR MILK PRODUCT TO MILK OR MILK PRODUCT REGENERATIVE HEATING	104
MILK OR MILK PRODUCT TO WATER TO MILK OR MILK PRODUCT REGENERATIVE HEATING	105
ITEM 16p.(D). PASTEURIZATION RECORDS, EQUIPMENT TESTS AND EXAMINATIONS	107
ITEM 17p. COOLING OF MILK AND/OR MILK PRODUCTS	112
ITEM 18p. BOTTLING, PACKAGING AND CONTAINER FILLING	119
ITEM 19p. CAPPING, CONTAINER CLOSURE AND SEALING AND DRY MILK PRODUCT STORAGE	121
ITEM 20p. PERSONNEL – CLEANLINESS	122
ITEM 21p. VEHICLES	123
ITEM 22p. SURROUNDINGS	123

SECTION 8. ANIMAL HEALTH	124
SECTION 9. MILK AND/OR MILK PRODUCTS WHICH MAY BE SOLD	127

SECTION 10. TRANSFERRING; DELIVERY CONTAINERS; COOLING	128
SECTION 11. MILK AND/OR MILK PRODUCTS FROM POINTS BEYOND THE LIMITS OF ROUTINE INSPECTION	129
SECTION 12. PLANS FOR CONSTRUCTION AND RECONSTRUCTION	131
SECTION 13. PERSONNEL HEALTH	131
SECTION 14. PROCEDURE WHEN INFECTION OR HIGH RISK OF INFECTION IS DISCOVERED	132
SECTION 15. ENFORCEMENT	134
SECTION 16. PENALTY	134
SECTION 17. REPEAL AND DATE OF EFFECT	134
SECTION 18. SEPARABILITY CLAUSE	134
 FOOTNOTES	 135
 APPENDIX A. ANIMAL DISEASE CONTROL	 137
 APPENDIX B. MILK SAMPLING, HAULING, AND TRANSPORTATION	 138
I. MILK SAMPLING AND HAULING PROCEDURES	138
II. REQUIREMENTS FOR USING AN APPROVED IN-LINE SAMPLER	142
III. REQUIREMENTS FOR USING AN APPROVED ASEPTIC SAMPLER FOR MILK TANK TRUCKS	142
IV. REQUIREMENTS FOR USING AN APPROVED ASEPTIC SAMPLER FOR FARM BULK MILK TANKS AND/OR SILOS	143
V. REQUIREMENTS FOR THE SAMPLING OF RAW SHEEP MILK THAT HAS BEEN FROZEN PRIOR TO BEING TESTED FOR APPENDIX N DRUG RESIDUE	143
VI. MILK TANK TRUCK PERMITTING AND INSPECTION	144
 APPENDIX C. DAIRY FARM CONSTRUCTION STANDARDS AND MILK PRODUCTION	 149
I. TOILET AND SEWAGE DISPOSAL FACILITIES	149
II. GUIDELINE #45 GRAVITY FLOW GUTTERS FOR MANURE REMOVAL IN MILKING BARNS	154
III. CONVALESCENT (MATERNITY) PENS IN MILKING BARNS AND STABLES	158
IV. GUIDELINES FOR CONVENTIONAL STALL BARN WITH GUTTER GRATES OVER LIQUID MANURE STORAGE	159
V. DAIRY CONSTRUCTION AND OPERATION	162
MILKING BARN, STABLE OR PARLOR	162
MILKHOUSE	163
MILKING METHODS	164
REVERSE FLUSH SYSTEMS	165
DRUG RESIDUE AVOIDANCE CONTROL MEASURES	166
INSECT AND RODENT CONTROL	166
 APPENDIX D. STANDARDS FOR WATER SOURCES	 169
I. LOCATION OF WATER SOURCES	169
II. CONSTRUCTION	172

III. DISINFECTION OF WATER SOURCES	178
IV. CONTINUOUS WATER DISINFECTION.....	181
V. WATER RECLAIMED FROM MILK AND MILK PRODUCTS AND FROM HEAT EXCHANGERS OR COMPRESSORS IN MILK PLANTS	184
VI. WATER RECLAIMED FROM HEAT EXCHANGER PROCESSES OR COMPRESSORS ON GRADE "A" DAIRY FARMS.....	187
VII. TOWER WATER DIAGRAMS	189
VIII. DRAWINGS OF CONSTRUCTION DETAILS FOR WATER SOURCES	194
APPENDIX E. EXAMPLES OF 3 OUT OF 5 COMPLIANCE ENFORCEMENT PROCEDURES.....	211
APPENDIX F. CLEANING AND SANITIZATION.....	213
I. METHODS OF SANITIZATION.....	213
II. CRITERIA FOR THE ONSITE PRODUCTION AND USE OF ELECTRO-CHEMICAL ACTIVATION (ECA) GENERATED HYPOCHLOROUS ACID FOR THE SANITIZATION OF MULTI USE CONTAINERS, UTENSILS, AND EQUIPMENT	213
III. EVAPORATING, DRYING AND DRY PRODUCT EQUIPMENT CLEANING.....	214
APPENDIX G. CHEMICAL AND BACTERIOLOGICAL TESTS	223
I. PRIVATE WATER SUPPLIES AND RECIRCULATED WATER-BACTERIOLOGICAL	223
II. PASTEURIZATION EFFICIENCY FIELD PHOSPHATASE TEST.....	223
III. PHOSPHATASE REACTIVATION IN HTST PASTEURIZED PRODUCTS.....	224
IV. DETECTION OF PESTICIDES IN MILK.....	224
V. DETECTION OF DRUG RESIDUES IN MILK	225
VI. ANALYSIS OF MILK AND MILK PRODUCTS FOR VITAMIN A AND D CONTENT.....	226
APPENDIX H. PASTEURIZATION EQUIPMENT AND PROCEDURES AND OTHER EQUIPMENT	227
I. HTST PASTEURIZATION	227
II. AIR FOR DRYING EQUIPMENT AND AIR UNDER PRESSURE DIRECT CONTACT WITH MILK AND MILK PRODUCTS AND PRODUCT CONTACT SURFACES	243
III. CULINARY STEAM- MILK AND MILK PRODUCTS	251
IV. THERMOMETER SPECIFICATIONS	254
V. CRITERIA FOR THE EVALUATION OF ELECTRONIC DATA COLLECTION, STORAGE AND REPORTING	263
VI. CRITERIA FOR THE EVALUATION OF COMPUTERIZED SYSTEMS FOR GRADE "A" PUBLIC HEALTH CONTROLS	266
VII. CRITERIA FOR STEAM BLOCK TYPE FDD SYSTEMS	278
VIII. MILK AND MILK PRODUCTS HACCP CCP MODELS FOR PASTEURIZATION EQUIPMENT	279

IX. ACCEPTED PROCESS FOR THE CREATION OF PASTEURIZED EQUIVALENT WATER	282
APPENDIX I. PASTEURIZATION EQUIPMENT AND CONTROLS - TESTS.....	284
I. TESTING APPARATUS SPECIFICATIONS	284
II. TEST PROCEDURES	286
APPENDIX J. STANDARDS FOR THE FABRICATION OF SINGLE SERVICE CONTAINERS AND CLOSURES FOR MILK AND MILK PRODUCTS.....	337
PREFACE	337
STANDARDS FOR THE FABRICATION OF SINGLE SERVICE CONTAINERS AND CLOSURES FOR MILK AND MILK PRODUCTS	337
A. PURPOSE AND SCOPE	337
B. DEFINITIONS	338
C. BACTERIAL STANDARDS AND EXAMINATION OF SINGLE SERVICE CONTAINERS AND CLOSURES	339
D. FABRICATION PLANT STANDARDS	340
1. FLOORS	340
2. WALLS AND CEILINGS.....	340
3. DOORS AND WINDOWS.....	340
4. LIGHTING AND VENTILATION.....	341
5. SEPARATE ROOMS	341
6. TOILET FACILITIES - SEWAGE DISPOSAL	341
7. WATER SUPPLY	341
8. HANDWASHING FACILITIES.....	342
9. PLANT CLEANLINESS	342
10. LOCKER AND LUNCH ROOMS	342
11. DISPOSAL OF WASTES	342
12. PERSONNEL - PRACTICES.....	342
13. PROTECTION FROM CONTAMINATION	343
14. STORAGE OF MATERIALS AND FINISHED PRODUCT	343
15. FABRICATING EQUIPMENT	344
16. MATERIALS FOR CONSTRUCTION OF CONTAINERS AND CLOSURES	344
17. WAXES, ADHESIVES, SEALANTS, COATINGS AND INKS.....	344
18. HANDLING OF CONTAINERS AND EQUIPMENT	345
19. WRAPPING AND SHIPPING	345
20. IDENTIFICATION AND RECORDS	345
21. SURROUNDINGS	346
E. CRITERIA FOR LISTING CERTIFIED SINGLE SERVICE MANUFACTURERS ON THE <i>IMS LIST</i>	346
APPENDIX K. HACCP PROGRAM.....	348
I. THE HACCP SYSTEM INTRODUCTION.....	348
II. IMPLEMENTATION OF A HACCP SYSTEM.....	349
III. EMPLOYEE EDUCATION AND TRAINING.....	356
IV. TRAINING AND STANDARDIZATION.....	356
V. HACCP AUDITS AND FOLLOW UP ACTIONS.....	357

APPENDIX L. APPLICABLE REGULATIONS, STANDARDS OF IDENTITY FOR MILK AND MILK PRODUCTS, AND THE FEDERAL FOOD, DRUG, AND COSMETIC ACT, AND THE FEDERAL INSECTICIDE, FUNGICIDE AND RODENTICIDE ACT	360
APPENDIX M. REPORTS AND RECORDS	362
APPENDIX N. DRUG RESIDUE TESTING AND FARM SURVEILLANCE	363
I. INDUSTRY RESPONSIBILITIES	363
II. REGULATORY AGENCY RESPONSIBILITIES	365
III. TESTING PROGRAM FOR DRUG RESIDUES ESTABLISHED	367
IV. ESTABLISHED TOLERANCES AND/OR SAFE LEVELS OF DRUG RESIDUES	374
V. APPROVED METHODS	374
APPENDIX O. VITAMIN FORTIFICATION OF FLUID MILK PRODUCTS	375
APPENDIX P. PERFORMANCE-BASED DAIRY FARM INSPECTION SYSTEM	380
APPENDIX Q. OPERATION OF AUTOMATIC MILK INSTALLATIONS FOR THE PRODUCTION OF GRADE "A" RAW MILK FOR PASTEURIZATION, ULTRA-PASTEURIZATION, ASEPTIC PROCESSING AND PACKAGING OR RETORT PROCESSED AFTER PACKAGING	383
APPENDIX R. DETERMINATION OF TIME/TEMPERATURE CONTROL FOR SAFETY OF MILK AND/OR MILK PRODUCTS	386
APPENDIX S. ASEPTIC PROCESSING AND PACKAGING PROGRAM AND RETORT PROCESSED AFTER PACKAGING PROGRAM	390
INDEX	393

ILLUSTRATIONS

Figure 1. Side Cross Section of a Gravity Flow Gutter	154
Figure 2. Stepped Gravity Flow Gutter	155
Figure 3. Cross Section of a Typical Gutter and Grate	155
Figure 4. Manure Transfer to Storage	157
Figure 5. Side Cross Section of a Convalescent Pen	158
Figure 6. Schematic Diagram Showing Suggested Exhaust Fan Locations for a Typical Stall Dairy Barn with Gutter Grates Over Liquid Manure Storage	161
Figure 7. Schematic Diagram Showing General Pattern of Ventilation Air Movement, Slot Inlet Design and Fan House for Pit Fans	161
Figure 8. Tower Water Cooling Supplied Directly From a Tower Water Distribution Line Without a Balance Tank	189

Figure 9. Tower Water Cooling Using a Balance Tank Overflow Higher than the Heat Exchanger with a Local Tower Water Supply Pump.....	190
Figure 10. Tower Water Cooling Using a Balance Tank Overflow Higher than the Heat Exchanger with a Bypass Line and a Local Tower Water Return Pump.....	191
Figure 11. Tower Water Cooling Using a Balance Tank Lower than the Heat Exchanger with a Local Tower Water Supply Pump.....	192
Figure 12. Tower Water Cooling Using a Balance Tank Lower than the Heat Exchanger with a Bypass Line and a Local Tower Water Return Pump.....	193
Figure 13. Bored Well with Driven Well Point.....	194
Figure 14. Drilled Well with Submersible Pump.....	195
Figure 15. Dug Well with Two Pipe Jet Pump Installation.....	196
Figure 16. Pumphouse.....	197
Figure 17. Spring Protection.....	198
Figure 18. Pond.....	199
Figure 19. Schematic Diagram of a Pond Water Treatment System.....	199
Figure 20. Cistern.....	200
Figure 21. Typical Concrete Reservoir.....	201
Figure 22. Pit less Adapter with Submersible Pump Installation for Basement Storage....	202
Figure 23. Clamp-on Pit less Adapter with Concentric External Piping for "Shallow Well" Pump Installation.....	203
Figure 24. Pit less Unit with Concentric External Piping for Jet Pump Installation.....	204
Figure 25. Weld-on Pit less Adapter with Concentric External Piping for "Shallow Well" Pump Installation.....	205
Figure 26. Well Seal for Jet Pump Installation.....	206
Figure 27. Well Seal for Submersible Pump Installation.....	207
Figure 28. Typical Valve and Box, Manhole Covers, and Piping Installation.....	208
Figure 29. Suction Feeder.....	209
Figure 30. Positive Displacement Chlorinator.....	210
Figure 31. HTST Pasteurizer with a Positive Displacement Rotary Timing Pump	237
Figure 32. HTST Pasteurizer with a Homogenizer Located at the Outlet of the Heater Section and of a Larger Capacity than the Timing Pump	237
Figure 33. HTST Pasteurizer with a Booster Pump, Meter Based Timing System and a Homogenizer with a Bypass Line	238
Figure 34. HTST Pasteurizer with a Booster Pump, Timing Pump and a CIP Type Separator Located Between Two Pasteurized Product Regenerators with a Pre Heater.....	238
Figure 35. HTST Pasteurizer with a Booster Pump, Homogenizer as a Timing Pump with an AC Variable Frequency Drive, CIP Type Separator Located Between Two Pasteurized Product Regenerators and an Air Actuated Discharge Valve with an Air Blow	239
Figure 36. HTST Pasteurizer with a Separator Between the Raw Regenerator and the Heater Section with a Meter Based Timing System and a Regenerator Bypass	239
Figure 37. HTST Pasteurizer Utilizing Tubular Type Heat Exchangers and a Homogenizer as the Timing Pump	240
Figure 38. HTST Pasteurizer, without a Regenerator or Cooler Section, with a Meter Based Timing System Located Upstream from an Evaporator	240

Figure 39. HTST Pasteurizer with a Regenerator, Separator, Skim Surge Tank and a Meter Based Timing System Located Upstream from an Evaporator	241
Figure 40. HHST Pasteurizer with a Flow Diversion Device Located Downstream of the Cooling Section	241
Figure 41. HHST Pasteurizer Utilizing Steam Injection Heating, Vacuum Flash Cooling and a Flow Diversion Device Located Downstream of the Cooler Section	242
Figure 42. HHST Pasteurizer Utilizing Direct Culinary Steam Infusion and Vacuum Flash Cooling with a Homogenizer Located Downstream	242
Figure 43. HHST Pasteurizer with a Homogenizer as the Timing Pump and Utilizing a Spiral Tubular Heat Exchanger with Indirect Regeneration	243
Figure 44. Individual Compression Type Air Supply	247
Figure 45. Central Compression Type Air Supply	248
Figure 46. Individual Blower Type Air Supply	249
Figure 47. Individual Fan Type Air Supply	249
Figure 48. Rotating Mandrel Assembly	250
Figure 49. Culinary Steam Piping Assembly for Steam Infusion or Injection	252
Figure 50. Culinary Steam Piping Assembly for Steam Infusion or Injection (Optional Configuration)	253
Figure 51. Culinary Steam Piping Assembly for Airspace Heating or Defoaming	253
Figure 52. Logic Diagram: HTST Flow Diversion Device, Divert Valve Stem	273
Figure 53. Logic Diagram: HTST Flow Diversion Device, Leak Detect Valve Stem	274
Figure 54. Logic Diagram: HTST Safety Thermal Limit Recorder Controller	275
Figure 55. Logic Diagram: HTST Timing Pump	276
Figure 56. Logic Diagram: HTST Booster Pump	277
Figure 57. Pressure Switch Setting	333
Figure 58. Vitamin Fortification	379
Figure 59. Decision Tree for Using pH, a_w , or the Interaction of pH and a_w to Determine if a Milk or Milk Product Requires Time/Temperature for Safety	389

TABLES

Table A. Interaction of pH and a_w for Control of Spores in Milk and Milk Products Pasteurized to Destroy Pathogenic Vegetative Cells and Subsequently Packaged	13
Table B. Interaction of pH and a_w for Control of Pathogenic Vegetative Cells and Spores in Milk and Milk Products not Pasteurized or Pasteurized but not Packaged	13
Table 1. Chemical, Physical, Bacteriological and Temperature Standards	33
Table 2. Combinations of Causticity, Time and Temperature, of Equal Bactericidal Value, for the Soaker Tank of Soaker Type Bottle Washers	76
Table 3. Pasteurization Temperature vs. Time	90
Table 4. Equipment Tests – Batch Pasteurizers and HTST and HHST Pasteurization Systems	111
Table 5. Removal of Restrictions when Infection or High Risk of Infection is Discovered	133
Table 6. Slot Size vs. Cattle Age	156
Table 7. Gravity Flow Gutter Depth vs. Length for Manure from Lactating Animals	156

Table 8. Step Height vs. Length for Stepped Gravity Flow Gutters	157
Table 9. Work Water Volume of Various Sized Pipelines	163
Table 10. Distance of a Well from Sources of Contamination.....	170
Table 11. Example of Enforcement Procedures for Pasteurized Milk Laboratory Examinations.....	211
Table 12. Example of Enforcement Procedures for Raw Milk Laboratory Examinations ...	212
Table 13. Sieve Sizes and Designations.....	220
Table 14. Holding Tube Length HHST Pasteurizers Indirect Heating	323
Table 15. Dimension for Standard Stainless Steel Sanitary Tubing.....	324
Table 16. Holding Tube Length, HHST Pasteurizers, Direct Heating.....	326

~~GRADE "A" PASTEURIZED MILK ORDINANCE~~

~~(GRADE "A" PMO)--2013 REVISION~~

~~An Ordinance defining "milk" and certain "milk products", "milk producer", "pasteurization", etc.; prohibiting the sale of adulterated and misbranded milk and/or milk products; requiring permits for the sale of milk and/or milk products; regulating the inspection of dairy farms and milk plants; the examination, labeling, pasteurization, ultra pasteurization, aseptic processing and packaging, retort processed after packaging and distribution and sale of milk and/or milk products; providing for the construction of future dairy farms and milk plants; the enforcement of this Ordinance; and the fixing of penalties.~~

~~Be it ordained by the ... of ...⁺ as follows:~~

~~SECTION 1. DEFINITIONS~~

~~Terms used in this document, not specifically defined herein, are those within Title 21, Code of Federal Regulations (CFR) and/or the Federal Food, Drug, and Cosmetic Act (FFD&CA) as amended.~~

~~The following additional definitions shall apply in the interpretation and the enforcement of this Ordinance:~~

~~A. **ABNORMALITIES OF MILK:** The following types of lacteal secretions are not suitable for sale for Grade "A" purposes.~~

~~A 1. **Abnormal Milk:** Milk that is visibly changed in color, odor and/or texture.~~

~~A 2. **Undesirable Milk:** Milk that, prior to the milking of the animal, is expected to be unsuitable for sale, such as milk containing colostrum.~~

~~A 3. **Contaminated Milk:** Milk that is unsaleable or unfit for human consumption following treatment of the animal with veterinary products, i.e. antibiotics, which have withhold requirements, or treatment with medicines or insecticides not approved for use on dairy animals by FDA or the Environmental Protection Agency (EPA).~~

~~B. **ASEPTIC PROCESSING AND PACKAGING:** The term "Aseptic Processing and Packaging", when used to describe a milk and/or milk product, means that the milk and/or milk product has been subjected to sufficient heat processing and packaged in a hermetically sealed container, to conform to the applicable requirements of 21 CFR Parts 108, 110 and 113 and to maintain the commercial sterility of the milk and/or milk product under normal non-refrigerated conditions.~~

~~C. **ASEPTIC PROCESSING AND PACKAGING SYSTEM (APPS):** For the purposes of this Ordinance, the Aseptic Processing and Packaging System (APPS) in a milk plant is comprised of the processes and equipment used to process and package aseptic Grade "A" low-~~

~~acid milk and/or milk products. The Aseptic Processing and Packaging System (APPS) shall be regulated in accordance with the applicable requirements of 21 CFR Parts 108, 110 and 113. The Aseptic Processing and Packaging System (APPS) shall begin at the constant level tank and end at the discharge of the packaging machine, provided that the Process Authority may provide written documentation which will clearly define additional processes and/or equipment that are considered critical to the commercial sterility of the product.~~

~~**D. AUTOMATIC MILKING INSTALLATION (AMI):** The term Automatic Milking Installation (AMI) covers the entire installation of one (1) or more automatic milking units, including the hardware and software utilized in the operation of individual automatic milking units, the animal selection system, the automatic milking machine, the milk cooling system, the system for cleaning and sanitizing the automatic milking unit, the teat cleaning system, and the alarm systems associated with the process of milking, cooling, cleaning and sanitation.~~

~~**E. BULK MILK HAULER/SAMPLER:** A bulk milk hauler/sampler is any person who collects official samples and may transport raw milk from a farm and/or raw milk products to or from a milk plant, receiving station or transfer station and has in their possession a permit from any Regulatory Agency to sample such products.~~

~~**F. BULK MILK PICKUP TANKER:** A bulk milk pickup tanker is a vehicle, including the truck, tank and those appurtenances necessary for its use, used by a bulk milk hauler/sampler to transport bulk raw milk for pasteurization, ultra pasteurization, aseptic processing and packaging or retort processed after packaging from a dairy farm to a milk plant, receiving station, or transfer station.~~

~~**G. BUTTERMILK:** Buttermilk is a fluid product resulting from the manufacture of butter from milk or cream. It contains not less than 8¼ percent of milk solids not fat.~~

~~**G 1. Grade "A" Dry Buttermilk:** Grade "A" dry buttermilk means dry buttermilk, which complies with the applicable provisions of this *Ordinance*.~~

~~**G 2. Grade "A" Dry Buttermilk Products:** Grade "A" dry buttermilk products means dry buttermilk products, which complies with the applicable provisions of this *Ordinance*.~~

~~**G 3. Concentrated (Condensed) Buttermilk:** Concentrated (condensed) buttermilk is the product resulting from the removal of a considerable portion of water from buttermilk.~~

~~**G 4. Grade "A" Concentrated (Condensed) and Dry Buttermilk and Buttermilk Products:** Grade "A" concentrated (condensed) and dry buttermilk and buttermilk products means concentrated (condensed) or dry buttermilk and buttermilk products, which comply with the applicable provisions of this *Ordinance*. The words "concentrated (condensed) and dry milk products" shall be interpreted to include concentrated (condensed) and dry buttermilk and buttermilk products.~~

~~**H. CLEAN:** Direct product contact surfaces that have had the effective and thorough removal of product and/or contaminants.~~

~~**I. CLEAN-IN-PLACE (CIP) CLEANING:** The removal of soil from product contact surfaces in their process position by circulating, spraying, or flowing chemical solutions and~~

~~water rinses onto and over the surfaces to be cleaned. Components of the equipment, which are not designed to be Cleaned In Place (CIP), are removed from the equipment to be Cleaned Out Of Place (COP) or manually cleaned. Product contact surfaces shall be inspectable, except when the cleanability by Cleaned In Place (CIP) has been documented and accepted by the Regulatory Agency. In such accepted equipment, all product and solution contact surfaces do not have to be readily accessible for inspection, i.e., permanently installed pipelines and silo tanks.~~

~~J. **COMMON NAME:** The generic term commonly used for domestic animals, i.e., cattle, goats, sheep, horses, water buffalo, etc. (Refer to the **NOTE:** on page 31.)~~

~~K. **CONCENTRATED (CONDENSED) MILK:** Concentrated (condensed) milk is a fluid product, unsterilized and unsweetened, resulting from the removal of a considerable portion of the water from the milk, which when combined with potable water in accordance with instructions printed on the container label, results in a product conforming with the milkfat and milk solids not fat levels of milk as defined in this Section.~~

~~K-1. **Concentrated (Condensed) Milk Products:** Concentrated (condensed) milk products shall be taken to mean and to include homogenized concentrated (condensed) milk, concentrated (condensed) skim milk, concentrated (condensed) reduced fat or lowfat milk, and similar concentrated (condensed) products made from concentrated (condensed) milk or concentrated (condensed) skim milk, which when combined with potable water in accordance with instructions printed on the container label, conform with the definitions of the corresponding milk products in this Section.~~

~~K-2. **Grade "A" Concentrated (Condensed) Skim Milk:** Grade "A" concentrated (condensed) skim milk means concentrated (condensed) skim milk, which complies with the applicable provisions of this *Ordinance*.~~

~~L. **COOLING POND:** A cooling pond is a man made structure designed for the specific purpose of cooling cows.~~

~~M. **DAIRY FARM:** A dairy farm is any place or premises where one (1) or more lactating animals (cows, goats, sheep, water buffalo, or other hooved mammal) are kept for milking purposes, and from which a part or all of the milk or milk product(s) is provided, sold or offered for sale to a milk plant, receiving station or transfer station. (Refer to the **NOTE:** on page 31.)~~

~~N. **DAIRY PLANT SAMPLER:** A person responsible for the collection of official samples for regulatory purposes outlined in Section 6 of this *Ordinance*. This person is an employee of the Regulatory Agency and is evaluated at least once every two (2) year period by a Sampling Surveillance Officer (SSO) or a properly delegated Sampling Surveillance Regulatory Agency Official (dSSO). Sampling Surveillance Officers (SSOs) or properly delegated Sampling Surveillance Regulatory Agency Officials (dSSOs) are not required to be evaluated for sampling collection procedures.~~

~~O. **EGGNOG OR BOILED CUSTARD:** Eggnog or boiled custard is the product defined in 21 CFR 131.170.~~

~~P. **FOOD ALLERGENS:** Are proteins in foods that are capable of inducing an allergic reaction or response in some individuals.~~

~~**Reference:** Food Allergen Labeling and Consumer Protection Act of 2004 (Public Law 108-282) and Information about Food Allergens <http://www.efsa.europa.eu/wh-alrgy.html>.~~

~~Q. **FROZEN MILK CONCENTRATE:** Frozen milk concentrate is a frozen milk product with a composition of milk fat and milk solids not fat in such proportions that when a given volume of concentrate is mixed with a given volume of water the reconstituted product conforms to the milk fat and milk solids not fat requirements of whole milk. In the manufacturing process, water may be used to adjust the primary concentrate to the final desired concentration. The adjusted primary concentrate is pasteurized, packaged, and immediately frozen. This product is stored, transported and sold in the frozen state.~~

~~R. **GOAT MILK:** Goat milk is the normal lacteal secretion, practically free of colostrum, obtained by the complete milking of one (1) or more healthy goats. Goat milk sold in retail packages shall contain not less than 2½ percent milk fat and not less than 7½ percent milk solids not fat. Goat milk shall be produced according to the sanitary standards of this *Ordinance*. The word "milk" shall be interpreted to include goat milk.~~

~~S. **HACCP DEFINITIONS:** (For use in conjunction with Appendix K.)~~

~~S 1. **AUDIT:** An evaluation of the entire milk plant, receiving station or transfer station facility and NCIMS HACCP System to ensure compliance with the NCIMS HACCP System and other NCIMS regulatory requirements, with the exception of the Aseptic Processing and Packaging System (APPS) for aseptic processing and packaging milk plants and Retort Processed after Packaging System (RPPS) for retort processed after packaging milk plants, respectively.~~

~~S 2. **CENTRALIZED DEVIATION LOG:** A centralized log or file identifying data detailing any deviation of Critical Limits (CLs) and the corrective actions taken as required in Appendix K.~~

~~S 3. **CONTROL:**~~

~~a. To manage the conditions of an operation to maintain compliance with established criteria.~~

~~b. The state where correct procedures are being followed and criteria are being met.~~

~~S 4. **CONTROL MEASURE:** Any action or activity that can be used to prevent, eliminate, or reduce a significant hazard that is managed at a Critical Control Point (CCP).~~

~~S 5. **CORRECTIVE ACTION:** Procedures followed when a deviation occurs.~~

~~S 6. **CRITICAL CONTROL POINT (CCP):** A step at which control can be applied and is essential to prevent or eliminate a milk and/or milk product safety hazard or reduce it to an acceptable level.~~

~~S 7. **CRITICAL LIMIT (CL):** A maximum and/or minimum value to which a biological, chemical, or physical parameter shall be controlled as a Critical Control Point (CCP) to prevent, eliminate, or reduce to an acceptable level the occurrence of a milk and/or milk product safety hazard.~~

~~S 8. **CRITICAL LISTING ELEMENT (CLE):** An item on FORM FDA 2359m MILK PLANT, RECEIVING STATION OR TRANSFER STATION NCIMS HACCP SYSTEM AUDIT REPORT identified with a double star (**). The marking of a CLE by a Milk Sanitation Rating Officer (SRO) or FDA auditor, indicates a condition that constitutes a major dysfunction likely to result in a potential compromise to milk and/or milk product safety, or that violates NCIMS requirements regarding drug residue testing and/or trace back or raw milk sources, whereby a listing may be denied or withdrawn.~~

~~S 9. **DAIRY HACCP CORE CURRICULUM:** The core curriculum consists of:~~

- ~~a. Basic HACCP training; plus~~
- ~~b. An orientation to the requirements of the NCIMS voluntary HACCP Program.~~

~~S 10. **DEFICIENCY:** An element inadequate or missing from the requirements of the HACCP System or Appendix K.~~

~~S 11. **DEVIATION:** A failure to meet a Critical Limit (CL).~~

~~S 12. **HAZARD ANALYSIS CRITICAL CONTROL POINT (HACCP):** A systematic approach to the identification, evaluation, and control of significant milk and/or milk product safety hazards.~~

~~S 13. **HACCP PLAN:** The written document, which is based upon the principles of HACCP and delineates the procedures to be followed.~~

~~S 14. **HACCP SYSTEM:** The implemented HACCP Plan and Prerequisite Programs (PPs), including other applicable NCIMS requirements.~~

~~S 15. **HACCP TEAM:** The group of people who are responsible for developing, implementing, and maintaining the HACCP System.~~

~~S 16. **HAZARD:** A biological, chemical, and/or physical agent that is reasonably likely to cause illness or injury in the absence of its control.~~

~~S 17. **HAZARD ANALYSIS:** The process of collecting and evaluating information on hazards associated with the milk and/or milk product under consideration, to decide which are reasonably likely to occur and shall be addressed in the HACCP Plan.~~

~~S 18. **MONITOR:** To conduct a planned sequence of observations or measurements to assess whether a Critical Control Point (CCP) is under control or to assess the conditions and practices of all required Prerequisite Programs (PPs).~~

~~S 19. **NON-CONFORMITY:** A failure to meet specified requirements of the HACCP System as described in Appendix K.~~

~~S 20. **POTENTIAL HAZARD:** Any hazard to be evaluated by the hazard analysis.~~

~~S 21. **PREREQUISITE PROGRAMS (PPs):** Procedures, including Good Manufacturing Practices (GMPs), which address operational conditions that provide the foundation for the HACCP System. The required Prerequisite Programs (PPs) specified in Appendix K. are sometimes called Sanitary Standard Operating Procedures (SSOPs) in other HACCP Systems.~~

~~S 22. **VALIDATION:** The element of verification focused on collecting and evaluating scientific and technical information to determine whether the HACCP Plan, when properly implemented, will effectively control the hazards.~~

~~S 23. **VERIFICATION:** Those activities, other than monitoring, that determine the validity of the HACCP Plan and that the HACCP System is operating according to the plan.~~

~~T. **HOOVED MAMMALS' MILK:** Hooved mammals' milk is the normal lacteal secretion, practically free of colostrum, obtained by the complete milking of one (1) or more healthy~~

~~hooved mammals. Hooved mammals for the purpose of this Ordinance, include but are not limited to, the members of the Order Cetartiodactyla, such as: Family Bovidae (cattle, water buffalo, sheep, goats, yaks, etc.), Family Camelidae (llamas, alpacas, camels, etc.), Family Cervidae (deer, reindeer, moose, etc.), and Family Equidae (horses, donkeys, etc.). This product shall be produced according to the sanitary standards of this Ordinance. (Refer to the NOTE: on page 31.)~~

~~U. **INDUSTRY PLANT SAMPLER:** A person responsible for the collection of official samples for regulatory purposes at a milk plant, receiving station or transfer station as outlined in Appendix N. This person is an employee of the milk plant, receiving station or transfer station and is evaluated at least once every two (2) year period by a Sampling Surveillance Officer (SSO) or a properly delegated Sampling Surveillance Regulatory Agency Official (dSSO).~~

~~V. **INTERNATIONAL CERTIFICATION PROGRAM (ICP):** The International Certification Program (ICP) means the NCIMS voluntary program designed to utilize Third Party Certifiers (TPCs) authorized by the NCIMS Executive Board in applying the requirements of the NCIMS Grade “A” Milk Safety Program for Milk Companies (MCs) located outside the geographic boundaries of NCIMS Member States that desire to produce and process Grade “A” milk and/or milk products for importation into the United States.~~

~~W. **LETTER OF INTENT (LOI):** A formal written signed agreement between a Third Party Certifier (TPC) authorized under the NCIMS voluntary International Certification Program (ICP), and a Milk Company (MC) that intends to be certified and IMS Listed under the NCIMS voluntary International Certification Program (ICP). A copy of each written signed agreement shall be immediately submitted to the International Certification Program (ICP) Committee following the signing by the Third Party Certifier (TPC) and Milk Company (MC).~~

~~X. **LETTER OF UNDERSTANDING (LOU):** A formal written signed agreement between a Third Party Certifier (TPC) and the NCIMS Executive Board that acknowledges the NCIMS’ authorization of the Third Party Certifier (TPC) to operate under the NCIMS voluntary International Certification Program (ICP). It also states the Third Party Certifier’s (TPC’s) responsibilities under the NCIMS voluntary International Certification Program (ICP); their agreement to execute them accordingly; and their understanding of the consequences for failing to do so. The Letter of Understanding (LOU) shall include, but is not limited to, the issues and concerns addressed in all documents involved in the NCIMS voluntary International Certification Program (ICP).~~

~~Y. **LOW ACID ASEPTIC AND RETORT MILK AND/OR MILK PRODUCTS:** Milk and/or milk products having a water activity (a_w) greater than 0.85 and a finished equilibrium pH greater than 4.6 and are regulated under 21 CFR Parts 108, 110 and 113. Aseptically processed and packaged low acid milk and/or milk products and retort processed after packaging low acid milk and/or milk products are stored under normal non refrigerated conditions. Excluded from this definition are low acid milk and/or milk products that are labeled for storage under refrigerated conditions.~~

~~**Z. MEMORANDUM OF AGREEMENT (MOA):** A formal written signed memorandum that states the requirements and responsibilities of each party (Third Party Certifier (TPC) and Milk Company (MC)) to participate and execute the NCIMS voluntary International Certification Program (ICP). The Memorandum of Agreement (MOA) shall include, but is not limited to, the issues and concerns addressed in all documents involved in the NCIMS voluntary International Certification Program (ICP). This agreement shall be considered the Milk Company's (MC's) permit to operate in the context of the NCIMS Grade "A" Milk Safety Program and shall be renewed (signed and dated) on an annual basis.~~

~~**AA. MILK COMPANY (MC):** A Milk Company (MC) is a private entity that is listed on the IMS List by a Third Party Certifier (TPC) including all associated dairy farms, bulk milk haulers/samplers, milk tank trucks, milk transportation companies, milk plants, receiving stations, transfer stations, dairy plant samplers, industry plant samplers, milk distributors, etc. and their servicing milk and/or water laboratories, as defined in the *Grade "A" PMO*, located outside the geographic boundaries of NCIMS Member States.~~

~~**BB. MILK DISTRIBUTOR:** A milk distributor is any person who offers for sale or sells to another any milk and/or milk products.~~

~~**CC. MILK PLANT:** A milk plant is any place, premises; or establishment where milk or milk products are collected, handled, processed, stored, pasteurized, ultra pasteurized, aseptically processed and packaged, retort processed after packaged, condensed, dried, packaged, or prepared for distribution.~~

~~**DD. MILK PRODUCER:** A milk producer is any person who operates a dairy farm and provides, sells or offers milk for sale to a milk plant, receiving station or transfer station.~~

~~**EE. MILK PRODUCTS:** Grade "A" Milk and Milk Products include:~~

- ~~1. All milk and milk products with a standard of identity provided for in 21 CFR Part 131, excluding 21 CFR 131.120 Sweetened Condensed Milk.~~
- ~~2. Cottage cheese (21 CFR 133.128) and dry curd cottage cheese (21 CFR 131.129)².~~
- ~~3. Whey and whey products as defined in 21 CFR 184.1979, 184.1979a, 184.1979b, 184.1979c, and Section 1, Whey Products of this *Ordinance*.~~
- ~~4. Modified versions of these foods listed above in Items 1 and 2, pursuant to 21 CFR 130.10 requirements for foods named by use of a nutrient content claim and a standardized term.~~
- ~~5. Milk and milk products as defined in Items 1, 2, 3 and 4 above, packaged in combination with food(s) not included in this definition that are appropriately labeled with a statement of identity to describe the food(s) in final packaged form, e.g., "cottage cheese with pineapple" and "fat free milk with plant sterols".~~
- ~~6. Products not included in Items 1-5 are Grade "A" milk products which have a minimum of 2.0% milk protein (Total Kjeldahl Nitrogen (TKN) X 6.38) and a minimum of sixty-five percent (65%) by weight milk, milk product or a combination of milk products.~~

~~Safe and suitable (as defined in 21 CFR 130.3(d)) non-grade “A” dairy ingredients, can be utilized in the products defined in Items 1-6 when added to a level needed for a functional or technical effect, and limited by Good Manufacturing Practices (GMPs) and are either:~~

- ~~a. Prior sanctioned or otherwise approved by FDA, or~~
- ~~b. GRAS (generally recognized as safe), or~~
- ~~c. An approved food additive listed in the CFR.~~

~~Except that with respect to those products which have a federal standard of identity, only ingredients provided for in the standard may be utilized.~~

~~**NOTE:** Non-grade “A” dairy ingredients may be used after the Regulatory Agency, in consultation with FDA, has reviewed and accepted information supporting that the use is to achieve a functional or technical effect in the finished milk or milk product(s). Supporting information shall be submitted by the milk plant and/or the ingredient manufacturer for review and approval by the Regulatory Agency and FDA prior to manufacturing and selling the finished milk or milk product(s). Once the Regulatory Agency, in consultation with FDA, has accepted the use of a non-grade “A” ingredient to achieve a functional or technical effect in the finished milk or milk product(s), any formulation or processing changes related to the non-grade “A” dairy ingredient shall be immediately communicated to the Regulatory Agency, and may result in the resubmission of supporting data, if it is determined by the Regulatory Agency, in consultation with FDA, that the change could potentially affect the functional or technical effect of the finished milk or milk product(s).~~

~~The supporting information shall include but is not limited to:~~

- ~~a. A statement of the proposed usage of a non-grade “A” dairy ingredient, including the expected functional and/or technical effect(s) in the finished milk or milk product(s) and justification of why this cannot be performed by a currently available Grade “A” dairy ingredient;~~
- ~~b. Non-grade “A” dairy ingredient description, composition and required usage level;~~
- ~~c. Finished milk or milk product(s) description including the current, if applicable, and proposed formula(s) including the current, if applicable, and proposed labeling information (e.g. statement of identity, ingredient declaration) and;~~
- ~~d. Applicable and recognized analytical measurements and/or organoleptic observations and evaluations that objectively demonstrate that the non-grade “A” dairy ingredient provides a specific functional and/or technical effect(s) that could not be achieved when using a currently available Grade “A” dairy ingredient(s) when used at similar concentrations and with similar proximates, i.e. protein, fat, ash, lactose, moisture, etc.~~

~~When a non-grade “A” dairy ingredient is used to increase weight or volume of the milk and/or milk product, or displace Grade “A” dairy ingredients, this use is not a suitable functional or technical effect.~~

~~This definition shall include those milk and milk products, as defined above, which have been aseptically processed and then packaged.~~

~~This definition does not include:~~

- ~~1. A milk or milk product in which the milkfat of the milk or milk product has been substituted in part or in whole by any other animal or vegetable fat; provided that other fat sources may be~~

- ~~included when they are used for purposes currently accepted in any other Grade "A" milk or milk product, such as carriers for vitamins and as an ingredient in emulsifiers and stabilizers;~~
- ~~2. Coffee based products where coffee or water is the primary ingredient as indicated in the ingredient statement;~~
 - ~~3. Tea based products where tea or water is the primary ingredient as indicated in the ingredient statement;~~
 - ~~4. Dietary products (except as defined herein);~~
 - ~~5. Infant formula;~~
 - ~~6. Ice cream or other frozen desserts;~~
 - ~~7. Butter;~~
 - ~~8. Cheese (standardized, except cottage cheese (21 CFR 133.128) and dry curd cottage cheese (21 CFR 131.129)², or non-standardized); or~~
 - ~~9. Puddings.~~

~~Milk and milk products which have been retort processed after packaging, or which have been concentrated (condensed) or dried are only included in this definition if they are used as an ingredient to produce any milk or milk product defined above or if they are labeled as Grade "A" as described in Section 4.~~

~~Powdered dairy blends may be labeled Grade "A" and used as ingredients in Grade "A" milk and milk products, such as cottage cheese dressing mixes or starter media for cultures used to produce various Grade "A" cultured milk and milk products, if they meet the requirements of this Ordinance. If used as an ingredient in Grade "A" milk and milk products, blends of dairy powders shall be blended under conditions, which meet all applicable Grade "A" powdered dairy blends requirements. Grade "A" powder blends shall be made from Grade "A" powdered milk and milk products, except that small amounts of functional ingredients, (total of all such ingredients shall not exceed ten percent (10%) by weight of the finished blend) which are not Grade "A" are allowed in Grade "A" blends when the finished ingredient is not available in Grade "A" form, e.g., sodium caseinate. This is similar to the existing FDA position that such dairy ingredient in small cans of freeze dried starter culture need not be Grade "A".~~

~~**EE 1. Dry Milk Products:** Dry milk products mean products resulting from the drying of milk or milk products and any product resulting from the combination of dry milk products with other wholesome dry ingredients.~~

~~**EE 2. Grade "A" Dry Milk Products:** Grade "A" dry milk products mean dry milk products, which comply with the applicable provisions of this Ordinance.~~

~~**FF. MILK TANK TRUCK:** A milk tank truck is the term used to describe both a bulk milk pickup tanker and a milk transport tank.~~

~~**GG. MILK TANK TRUCK CLEANING FACILITY:** Any place, premises, or establishment, separate from a milk plant, receiving station or transfer station, where a milk tank truck is cleaned and sanitized.~~

~~**HH. MILK TANK TRUCK DRIVER:** A milk tank truck driver is any person who transports raw or pasteurized milk or milk products to or from a milk plant, receiving station or transfer~~

~~station. Any transportation of a direct farm pickup requires the milk tank truck driver to have responsibility for accompanying official samples.~~

~~**H. MILK TRANSPORT TANK:** A milk transport tank is a vehicle, including the truck and tank, used by a bulk milk hauler/sampler to transport bulk shipments of milk and milk products, from a milk plant, receiving station or transfer station to another milk plant, receiving station or transfer station.~~

~~**JJ. MILK TRANSPORTATION COMPANY:** A milk transportation company is the person responsible for a milk tank truck(s).~~

~~**KK. OFFICIAL LABORATORY:** An official laboratory is a biological, chemical or physical laboratory, which is under the direct supervision of the Regulatory Agency.~~

~~**LL. OFFICIALLY DESIGNATED LABORATORY:** An officially designated laboratory is a commercial laboratory authorized to do official work by the Regulatory Agency, or a milk industry laboratory officially designated by the Regulatory Agency for the examination of producer samples of Grade "A" raw milk for pasteurization, ultra pasteurization, aseptic processing and packaging or retort processed after packaging and commingled milk tank truck samples of raw milk for drug residues and bacterial limits.~~

~~**MM. PASTEURIZATION:** The terms "pasteurization", "pasteurized" and similar terms shall mean the process of heating every particle of milk or milk product, in properly designed and operated equipment, to one (1) of the temperatures given in the following chart and held continuously at or above that temperature for at least the corresponding specified time:~~

Batch (Vat) Pasteurization	
Temperature	Time
63°C (145°F)*	30 minutes
Continuous Flow (HTST and HHST) Pasteurization	
Temperature	Time
72°C (161°F)*	15 seconds
89°C (191°F)	1.0 second
90°C (194°F)	0.5 seconds
94°C (201°F)	0.1 seconds
96°C (204°F)	0.05 seconds
100°C (212°F)	0.01 seconds

~~*If the fat content of the milk product is ten percent (10%) or greater, or a total solids of 18% or greater, or if it contains added sweeteners, the specified temperature shall be increased by 3°C (5°F).~~

~~Provided, that eggnog shall be heated to at least the following temperature and time specifications:~~

Batch (Vat) Pasteurization	
Temperature	Time
69°C (155°F)	30 minutes
Continuous Flow (HOST) Pasteurization	
Temperature	Time
80°C (175°F)	25 seconds
83°C (180°F)	15 seconds

~~Provided further, that nothing shall be construed as barring any other process found equivalent to pasteurization for milk and milk products, which has been recognized by FDA as provided in section 403 (h)(3) of the FFD&CA.~~

~~NN. **PERSON:** The word "person" shall include any individual, milk plant operator, partnership, corporation, company, firm, trustee, association or institution.~~

~~OO. **RATING AGENCY:** A Rating Agency shall mean a State Agency, which certifies interstate milk shippers (BTUs, receiving stations, transfer stations, and milk plants) as having attained the Sanitation Compliance and Enforcement Ratings necessary for inclusion on the *IMS List*. The ratings are based on compliance with the requirements of the *Grade "A" PMO* and were conducted in accordance with the procedures set forth in the *Methods of Making Sanitation Ratings of Milk Shippers (MMSR)*. Ratings are conducted by FDA certified Milk Sanitation Rating Officers (SROs). They also certify single-service containers and closures for milk and/or milk products manufacturers for inclusion on the *IMS List*. The certifications are based on compliance with the requirements of the *Grade "A" PMO* and were conducted in accordance with the procedures set forth in the *Methods of Making Sanitation Ratings of Milk Shippers (MMSR)*. The definition of a Rating Agency also includes a Third Party Certifier (TPC) that conducts ratings and certifications of Milk Companies (MCs) located outside the geographic boundaries of NCIMS Member States that desire to produce and process Grade "A" milk and/or milk products for importation into the United States.~~

~~PP. **RECEIVING STATION:** A receiving station is any place, premises, or establishment where raw milk is received, collected, handled, stored, or cooled and prepared for further transporting.~~

~~QQ. **RECONSTITUTED OR RECOMBINED MILK AND/OR MILK PRODUCTS:** Reconstituted or recombined milk and/or milk products shall mean milk or milk products defined in this Section which result from reconstituting or recombining of milk constituents with potable water when appropriate.⁴~~

~~RR. **REGULATORY AGENCY:** The Regulatory Agency shall mean the ... of the ...¹ or their authorized representative. The term, "Regulatory Agency", whenever it appears in the *Ordinance* shall mean the appropriate agency, including a Third Party Certifier (TPC) authorized under the NCIMS voluntary International Certification Program (ICP), having jurisdiction and control over the matters embraced within this *Ordinance*.~~

~~SS. **RETORT PROCESSED AFTER PACKAGING:** The term “Retort Processed after Packaging”, when used to describe a milk and/or milk product, means that the milk and/or milk product has been subjected to sufficient retort heat processing after packaged in a hermetically sealed container, to conform to the applicable requirements of 21 CFR Parts 108, 110 and 113 and to maintain the commercial sterility of the milk and/or milk product under normal non-refrigerated conditions.~~

~~TT. **RETORT PROCESSED AFTER PACKAGING SYSTEM (RPPS):** For the purposes of this *Ordinance*, the Retort Processed after Packaging System (RPPS) in a milk plant is comprised of the processes and equipment used to retort process after packaging low acid Grade "A" milk and/or milk products. The Retort Processed after Packaging System (RPPS) shall be regulated in accordance with the applicable requirements of 21 CFR Parts 108, 110 and 113. The Retort Processed after Packaging System (RPPS) shall begin at the container filler and end at the palletizer, provided that the Process Authority may provide written documentation which will clearly define additional processes and/or equipment that are considered critical to the commercial sterility of the milk and/or milk product.~~

~~UU. **SANITIZATION:** Is the application of any effective method or substance to properly cleaned surfaces for the destruction of pathogens, and other microorganisms, as far as is practicable. Such treatment shall not adversely affect the equipment, the milk and/or milk product, or the health of consumers, and shall be acceptable to the Regulatory Agency.~~

~~VV. **SHEEP MILK:** Sheep milk is the normal lacteal secretion, practically free of colostrum, obtained by the complete milking of one (1) or more healthy sheep. Sheep milk shall be produced according to the sanitary standards of this *Ordinance*. The word "milk" shall be interpreted to include sheep milk.~~

~~WW. **THIRD PARTY CERTIFIER (TPC):** A Third Party Certifier (TPC) is a non-governmental individual(s) or organization authorized under the NCIMS voluntary International Certification Program (ICP) that is qualified to conduct the routine regulatory functions and enforcement requirements of the Grade “A” PMO in relationship to milk plants, receiving stations, transfer stations, associated dairy farms, bulk milk hauler/samplers, milk tank trucks, milk transportation companies, dairy plant samplers, industry plant samplers, milk distributors, etc. participating in the NCIMS voluntary International Certification Program (ICP). The Third Party Certifier (TPC) provides the means for the rating and listing of milk plants, receiving stations, transfer stations and their related raw milk sources. They also conduct the certification and IMS listing of related milk and/or water laboratories and related single-service container and closure manufacturers on the *Sanitation Compliance and Enforcement Ratings of Interstate Milk Shippers (IMS) List*. To be authorized under the NCIMS voluntary International Certification Program (ICP), a valid Letter of Understanding (LOU) shall be signed between the NCIMS Executive Board and the Third Party Certifier (TPC).~~

~~XX. **TIME/TEMPERATURE CONTROL FOR SAFETY OF MILK AND/OR MILK PRODUCTS:** Milk and/or milk products that require time/temperature control for safety (TCS) to limit pathogenic microorganism growth or toxin formation includes:~~

- ~~1. Milk or milk products that are raw, heat-treated, pasteurized, or ultra-pasteurized; or~~
- ~~2. Except as specified in 3. below of this definition, a milk or milk product that because of the interaction of its a_w and pH values is designated as Product Assessment (PA) as required in either Table A or B as follows:~~

Table A. Interaction of pH and a_w for Control of Spores in Milk and Milk Products Pasteurized to Destroy Pathogenic Vegetative Cells and Subsequently Packaged*			
A_w values	pH values		
	4.6 or less	>4.6–5.6	>5.6
0.92 or less	Non-TCS**	Non-TCS	Non-TCS
>0.92–.95	Non-TCS	Non-TCS	PA***
>0.95	Non-TCS	PA	PA

*Refer to Appendix R. for instruction on how to use Table A.

** TCS means TIME/TEMPERATURE CONTROL FOR SAFETY MILK AND MILK PRODUCTS.

*** PA means either that the product needs time and temperature control or further PRODUCT ASSESSMENT is required to determine if the milk or milk product is Non-TCS.

Table B. Interaction of pH and a_w for Control of Pathogenic Vegetative Cells and Spores in Milk and Milk Products not Pasteurized or Pasteurized but not Packaged*				
A_w values	pH values			
	<4.2	4.2–4.6	>4.6–5.0	>5.0
<0.88	Non-TCS	Non-TCS	Non-TCS	Non-TCS
0.88–0.90	Non-TCS	Non-TCS	Non-TCS	PA
>0.90–0.92	Non-TCS	Non-TCS	PA	PA
>0.92	Non-TCS	PA	PA	PA

* Refer to Appendix R. for instruction on how to use Table B.

This definition does not include:

- ~~1. A milk or milk product that because of its pH or a_w value, or interaction of a_w and pH values, is designated as Non-TCS in Table A or B as specified in 2. above of this definition;~~
- ~~2. A milk or milk products, in an unopened hermetically sealed container, that is commercially processed to achieve and maintain commercial sterility under conditions of non-refrigerated storage and distribution;~~
- ~~3. A milk or milk product for which evidence (acceptable to FDA) demonstrates that time/temperature control for safety is not required as specified under this definition (such as, a product containing a preservative known to inhibit pathogenic microorganisms, or other barriers to the growth of pathogenic microorganisms, or a combination of barriers that inhibit the growth of pathogenic microorganisms); or~~
- ~~4. A milk or milk product that does not support the growth of pathogenic microorganisms as specified under this definition even though the milk or milk product may contain a pathogenic microorganism or chemical or physical contaminant at a level sufficient to cause illness or injury.~~

YY. TRANSFER STATION: A transfer station is any place, premises, or establishment where milk or milk products are transferred directly from one (1) milk tank truck to another.

~~ZZ. **ULTRA PASTEURIZATION (UP):** The term “Ultra-Pasteurization”, when used to describe a milk and/or milk product, means that such milk and/or milk product shall have been thermally processed at or above 138°C (280°F) for at least two (2) seconds, either before or after packaging, so as to produce a milk and/or milk product, which has an extended shelf life under refrigerated conditions. (Refer to 21 CFR 131.3.)~~

~~AAA. **WATER BUFFALO MILK:** Water buffalo milk is the normal lacteal secretion, practically free of colostrum, obtained by the complete milking of one (1) or more healthy water buffalo. Water buffalo milk shall be produced according to the sanitary standards of this Ordinance. The word “milk” shall be interpreted to include water buffalo milk. (Refer to the **NOTE:** on page 31.)~~

~~BBB. **WHEY PRODUCTS:** Whey products mean any fluid product removed from whey; or made by the removal of any constituent from whey; or by the addition of any wholesome substance to whey or parts thereof.~~

~~BBB-1. **Grade "A" Whey Products:** Grade "A" whey products means any fluid product removed from whey; or made by the removal of any constituent from whey; or by the addition of any wholesome substance to whey or parts thereof which have been manufactured under the provisions of this Ordinance.~~

~~BBB-2. **Dry Whey Products:** Dry whey products mean products resulting from the drying of whey or whey products and any product resulting from the combination of dry whey products with other wholesome dry ingredients.~~

~~BBB-3. **Grade "A" Concentrated (Condensed) and Dry Whey and Whey Products:** Grade "A" concentrated (condensed) and dry whey and whey products means concentrated (condensed) or dry whey and whey products, which complies with the applicable provisions of this Ordinance. The words "concentrated (condensed) and dry milk products" shall be interpreted to include concentrated (condensed) and dry whey and whey products.~~

~~**SECTION 2. ADULTERATED OR MISBRANDED MILK AND/OR MILK PRODUCTS**~~

~~Not any person shall, within the ... of ...¹, or its jurisdiction, produce, provide, sell, offer, or expose for sale or have in possession with intent to sell any milk or milk product, which is adulterated or misbranded. Provided, that in an emergency, the sale of pasteurized milk and milk products, which do not fully meet the requirements of this Ordinance, may be authorized by the Regulatory Agency.~~

~~**NOTE:** The option for the emergency sale of pasteurized milk and/or milk products as cited above shall not be applicable to a Milk Company (MC) that is Interstate Milk Shipper (IMS) listed under the National Conference on Interstate Milk Shipments (NCIMS) voluntary International Certification Program (ICP).~~

~~Any adulterated or misbranded milk and/or milk products may be impounded by the Regulatory Agency and disposed of in accordance with applicable laws or regulations.~~

~~**NOTE:** Adulterated and/or misbranded milk and/or milk products from MCs IMS listed under the ICP shall not gain entry into the U.S.~~

~~ADMINISTRATIVE PROCEDURES~~

~~This Section of the *Ordinance* shall be used in impounding the milk and/or milk products of, or preferring charges against, persons who adulterate and/or misbrand their milk and/or milk products; or label them with any grade designation not authorized by the Regulatory Agency under the terms of this *Ordinance*; or who sell or deliver ungraded milk and/or milk products, except as may be permitted under this Section in an emergency. An emergency is defined as a general and acute shortage in the milk shed, not simply one (1) distributor's shortage.~~

~~**NOTE:** The option for the emergency sale of pasteurized milk and/or milk products as cited above, shall not be applicable to a MC IMS listed under the ICP.~~

~~SECTION 3. PERMITS~~

~~The term "permit", whenever it appears in this *Ordinance* shall also mean a MC operating under the ICP possessing a valid Memorandum of Agreement (MOA) with a Third Party Certifier (TPC).~~

~~It shall be unlawful for any person who does not possess a permit from the Regulatory Agency of the ... of ...[†] to manufacture, bring into, send into or receive into the ... of ...[†] or its jurisdiction, for sale, or to sell, or offer for sale therein or to have in storage any milk and/or milk products, defined in this *Ordinance*. Provided, that grocery stores, restaurants, soda fountains and similar establishments where milk and/or milk products are served or sold at retail, but not processed may be exempt from the requirements of this Section. Provided further, that brokers, agents, and distributors representing, buying from, and/or selling condensed and dry milk products from or to a milk plant having a valid permit are not required to have a permit.~~

~~Only a person who complies with the requirements of this *Ordinance* shall be entitled to receive and retain such a permit. Milk plants, receiving stations and transfer stations permitted under the NCIMS voluntary Hazard Analysis Critical Control Point (HACCP) Program shall meet the applicable provisions of this *Ordinance*, including Appendix K. Permits shall not be transferable with respect to persons and/or locations.~~

~~Provided, that the manufacture of condensed and dry milk products, which do not meet the requirements of this *Ordinance* for Grade "A" condensed or dry milk products and which are intended for other uses, shall not be construed to violate the terms of this *Ordinance*, if such products are processed, packaged and stored separately and are plainly identified.~~

~~It shall be unlawful for any person to manufacture in a milk plant under a permit for Grade "A" condensed or dry milk products in the...of...[†] or its jurisdiction any condensed and dry milk products which do not meet the requirements of this *Ordinance* for Grade "A" condensed or dry milk products without a permit from the Regulatory Agency who shall require that such condensed and dry milk products be processed, packaged and stored separately from Grade "A" condensed or dry milk products and that each container of such products be plainly marked in such a manner as to prevent confusion of the product with Grade "A" condensed or dry milk products.~~

~~The Regulatory Agency shall suspend such permit, whenever it has reason to believe that a public health hazard exists; or whenever the permit holder has violated any of the requirements of this Ordinance; or whenever the permit holder has interfered with the Regulatory Agency in the performance of its duties. Provided, that the Regulatory Agency shall, in all cases, except where the milk or milk product involved creates, or appears to create, an imminent hazard to the public health; or in any case of a willful refusal to permit authorized inspection/audit, serve upon the holder a written notice of intent to suspend permit, which notice shall specify with particularity the violation(s) in question and afford the holder such reasonable opportunity to correct such violation as may be agreed to by the parties, or in the absence of agreement, fixed by the Regulatory Agency, before making any order of suspension effective. A suspension of permit shall remain in effect until the violation(s) has been corrected to the satisfaction of the Regulatory Agency.~~

~~Upon notification, acceptable to the Regulatory Agency, by any person whose permit has been suspended, or upon application within forty eight (48) hours of any person who has been served with a notice of intention to suspend, and in the latter case before suspension, the Regulatory Agency shall within seventy two (72) hours proceed to a hearing to ascertain the facts of such violation(s) or interference and upon evidence presented at such hearing shall affirm, modify or rescind the suspension or intention to suspend.~~

~~Upon repeated violation(s), the Regulatory Agency may revoke such permit following reasonable notice to the permit holder and an opportunity for a hearing. This Section is not intended to preclude the institution of court action as provided in Sections 5 and 6.~~

ADMINISTRATIVE PROCEDURES

~~**ISSUANCE OF PERMITS:** Every milk producer, milk distributor, bulk milk hauler/sampler, milk tank truck⁵, milk transportation company and each milk plant, receiving station, transfer station, milk tank truck cleaning facility operator shall hold a valid permit. The permit for a milk tank truck(s) may be issued to the milk transportation company. Milk producers who transport milk or milk products only from their own dairy farms; employees of a milk distributor or milk plant operator who possesses a valid permit; and employees of a milk transportation company that possesses a valid permit and transports milk or milk products from a milk plant, receiving station or transfer station shall not be required to possess a bulk milk hauler/sampler's permit. Grocery stores, restaurants, soda fountains and similar establishments where milk and milk products are served or sold at retail, but not processed, may be exempt from the requirements of this Section.~~

~~While compliance with the requirements for Grade "A" condensed and dry milk products is necessary to receive and retain a permit for these products, it is not the intent of this Ordinance to limit the production of a milk plant that condenses and/or dries milk or milk products, to Grade "A" products.~~

~~The manufacture of ungraded products for other uses in milk plants operating under a permit for the manufacture of Grade "A" condensed and dry milk products is allowed under conditions specified in Section 7 of this Ordinance and whereby such products are processed, packaged, and stored separately. In such cases, a second permit is required, which is issued with the understanding that ungraded products shall be handled in such a manner so as to avoid confusion with the Grade "A" production.~~

~~Either or both permits may be temporarily suspended for the violation of any applicable provision of this *Ordinance*, or revoked for a serious or repeated violation. Suspension of permits for violation of sanitation Items of Section 7 is provided for in Section 5. In addition, the Regulatory Agency may, at any time, institute court action under the provisions of Section 6. There is no specific frequency for the issuance of permits. This should be in accordance with the policies of the Regulatory Agency and in agreement with those employed for the issuance of permits under this *Ordinance*.~~

~~**SUSPENSION OF PERMIT:** When any requirement(s) of this *Ordinance* is violated, the permit holder is subject to the suspension of their permit.~~

~~The Regulatory Agency may forego suspension of the permit, provided the milk and/or milk product in violation is not sold or offered for sale as a Grade "A" milk and/or milk product. A Regulatory Agency may allow the imposition of a monetary penalty in lieu of a permit suspension, provided the milk and/or milk product in violation is not sold or offered for sale as a Grade "A" milk and/or milk product. Except, that a milk producer may be assessed a monetary penalty in lieu of permit suspension for violative counts provided:~~

~~1. If the monetary penalty is due to a violation of the bacterial or cooling temperature standards, the Regulatory Agency shall conduct an inspection of the facility and operating methods and make the determination that the conditions responsible for the violation have been corrected. Samples shall then be taken at the rate of not more than two (2) per week on separate days within a three (3) week period in order to determine compliance with the appropriate standard as determined in accordance with Section 6 of this *Ordinance*.~~

~~2. If the monetary penalty is due to a violation of the somatic cell count standard, the Regulatory Agency shall verify that the milk supply is within acceptable limits as prescribed in Section 7 of this *Ordinance*. Samples shall then be taken at the rate of not more than two (2) per week on separate days within a three (3) week period in order to determine compliance with the appropriate standard as determined in accordance with Section 6 of this *Ordinance*.~~

~~**NOTE:** The option to issue a monetary penalty in lieu of a permit suspension as cited above shall not be applicable to a TPC authorized under the ICP.~~

~~**HEARINGS:** If a State's Administrative Procedure Act (APA), which provides procedures for administrative hearings and judicial review of administrative determinations, is available, the APA shall be made applicable by reference to the hearings provided for in the *Ordinance*. If such APA is not available, appropriate procedures, including provision for notice, hearing officer, their authority, record of hearing, rules of evidence and court review shall be established by the appropriate authority.~~

~~**NOTE:** TPCs authorized under the ICP shall follow the hearing procedures and process addressed in this *Ordinance*.~~

~~**REINSTATEMENT OF PERMITS:** Any permit holder whose permit has been suspended may make written application for the reinstatement of their permit.~~

~~When the permit suspension has been due to a violation of any of the bacterial, coliform or cooling temperature standards, the Regulatory Agency, within one (1) week after the receipt of~~

~~notification for reinstatement of permit, shall issue a temporary permit after determining by an inspection of the facilities and operating methods that the conditions responsible for the violation have been corrected. When a permit suspension has been due to a violation of the somatic cell count standard, the Regulatory Agency may issue a temporary permit whenever a resampling of the herd's milk supply indicates the milk supply to be within acceptable limits as prescribed in Section 7. Samples shall then be taken at the rate of not more than two (2) per week on separate days within a three (3) week period. This accelerated sampling applies to bacteria, coliform, somatic cell count and temperature. The Regulatory Agency shall reinstate the permit upon compliance with the appropriate standard as determined in accordance with Section 6 of this Ordinance.~~

~~Whenever the permit suspension has been due to a violation of a requirement other than bacteriological, coliform, somatic cell count, drug residue test or cooling temperature standards, the notification shall indicate that the violation(s) has been corrected. Within one (1) week of the receipt of such notification, the Regulatory Agency shall make an inspection/audit of the applicant's facility, and as many additional inspections/audits thereafter as are deemed necessary, to determine that the applicant's facility is complying with the requirements. When the findings justify, the permit shall be reinstated.~~

~~When a permit suspension has been due to a positive drug residue, the permit shall be reinstated in accordance with the provisions of Appendix N.~~

~~SECTION 4. LABELING~~

~~All bottles, containers and packages containing milk or milk products defined in Section 1 of this Ordinance shall be labeled in accordance with the applicable requirements of the FFD&CA, the Nutrition Labeling and Education Act (NLEA) of 1990, and regulations developed there under, the CFR, and in addition, shall comply with applicable requirements of this Section as follows:~~

~~All bottles, containers and packages containing milk or milk products, except milk tank trucks, storage tanks and cans of raw milk from individual dairy farms, shall be conspicuously marked with:~~

- ~~1. The identity of the milk plant where pasteurized, ultra-pasteurized, aseptically processed and packaged, retort processed after packaging, condensed and/or dried.~~
- ~~2. The words "keep refrigerated after opening" in the case of aseptically processed and packaged low acid milk and/or milk products and retort processed after packaging low acid milk and/or milk products.~~
- ~~3. The common name of the hooved mammal producing the milk shall precede the name of the milk or milk product when the product is or is made from other than cattle's milk. As an example, "Goat", "Sheep", "Water Buffalo", or "Other Hooved Mammal" milk or milk products respectively. (Refer to the **NOTE:** on page 31.)~~
- ~~4. The words "Grade "A"" on the exterior surface. Acceptable locations shall include the principal display panel, the secondary or informational panel, or the cap/cover.~~
- ~~5. The word "reconstituted" or "recombined" if the product is made by reconstitution or recombination.~~
- ~~6. In the case of condensed or dry milk products the following shall also apply:~~

- a. ~~The identity of the milk plant where condensed and/or dried; and if distributed by another party, the name and address of the distributor shall also be shown by a statement, such as "Distributed by".~~
- b. ~~A code or lot number identifying the contents with a specific date, run, or batch of the product, and the quantity of the contents of the container.~~

~~All vehicles and milk tank trucks containing milk or milk products shall be legibly marked with the name and address of the milk plant or hauler in possession of the contents.~~

~~Milk tank trucks transporting raw, heat-treated or pasteurized milk and milk products to a milk plant from another milk plant, receiving station or transfer station are required to be marked with the name and address of the milk plant or hauler and shall be sealed; in addition, for each such shipment, a shipping statement shall be prepared containing at least the following information:~~

1. ~~Shipper's name, address and permit number. Each milk tank truck load of milk shall include the IMS Bulk Tank Unit (BTU) identification number(s) or the IMS Listed Milk Plant Number, for farm groups listed with a milk plant, on the farm weight ticket or manifest;~~
2. ~~Permit identification of the hauler, if not an employee of the shipper;~~
3. ~~Point of origin of shipment;~~
4. ~~Milk tank truck identification number;~~
5. ~~Name of product;~~
6. ~~Weight of product;~~
7. ~~Temperature of product when loaded;~~
8. ~~Date of shipment;~~
9. ~~Name of supervising Regulatory Agency at the point of origin of shipment;~~
10. ~~Whether the contents are raw, pasteurized, or in the case of cream, lowfat or skim milk, whether it has been heat-treated;~~
11. ~~Seal number on inlet, outlet, wash connections and vents; and~~
12. ~~Grade of product.~~

~~All cans of raw milk from individual dairy farms shall be identified by the name or number of the individual milk producer.~~

~~Each milk tank truck containing milk shall be accompanied by documentation, weigh ticket or manifest, which shall include the IMS BTU Identification Number(s) or the IMS Listed Milk Plant Number, for farm groups listed with a milk plant.~~

~~ADMINISTRATIVE PROCEDURES~~

~~The purpose of this Section is to require labeling that will permit easy identification of the milk and/or milk product and its origin. It is required that the milk and/or milk product be designated by its common or usual name.~~

~~LABELING OF EMERGENCY SUPPLIES:~~ ~~When the sale of ungraded milk and/or milk products is authorized during emergencies, under the terms of Section 2, the label shall bear the designation "ungraded". When such labeling is not available, the Regulatory Agency shall take immediate steps to inform the public that the particular supply is "ungraded" and that the supply will be properly labeled as soon as the distributor can obtain the required labels.~~

NOTE: ~~The option for the sale of “ungraded” milk and/or milk products as cited above, shall not be applicable to a MC IMS listed under the ICP.~~

IDENTITY LABELING: ~~“Identity”, as used in this Section, is defined as the name and address or permit number of the milk plant at which the pasteurization, ultra pasteurization, aseptic processing and packaging, retort processed after packaging, condensing and/or drying takes place. It is recommended that the voluntary national uniform coding system for the identification of milk plants, at which milk and/or milk products are packaged, be adopted in order to provide a uniform system of codes throughout the country.~~

~~In cases where several milk plants are operated by one (1) firm, the common firm name may be utilized on milk bottles, containers and packages. Provided, that the location of the milk plant at which the contents were pasteurized, ultra pasteurized, aseptically processed and packaged, retort processed after packaging, condensed and/or dried is also shown, either directly or by a code. This requirement is necessary in order to enable the Regulatory Agency to identify the source of the pasteurized, ultra pasteurized, aseptically processed and packaged, retort processed after packaging, condensed and/or dried milk and/or milk products. The street address of the milk plant does not need to be shown when only one (1) milk plant of a given name is located within the municipality.~~

~~The identity labeling requirement may be interpreted as permitting milk plants and persons to purchase and distribute, under their own label, milk and/or milk products processed and packaged at another milk plant, provided, that the label reads, “Processed at ... (name and address)”, or that the processing and packaging milk plant is identified by a proper code.~~

MISLEADING LABELS: ~~The Regulatory Agency shall not permit the use of any misleading marks, words or endorsements upon the label. They may permit the use of registered trade designs or similar terms on the bottle cap or label, when in their opinion, they are not misleading and are not so used as to obscure the labeling required by this Ordinance. For dry milk products, the outer bag shall be preprinted “Grade “A” before filling. The use of super grade designations shall not be permitted. However, this should not be construed as prohibiting the use of official grade designations awarded to dry milk products by the United States Department of Agriculture (USDA). Grade designations such as “Grade “AA” Pasteurized”, “Selected Grade “A” Pasteurized”, “Special Grade “A” Pasteurized”, etc., give the consumer the impression that such a grade is significantly safer than Grade “A”. Such an implication is false, because the Ordinance requirements for Grade “A” pasteurized, ultra pasteurized, aseptically processed and packaged low acid milk and/or milk products, or retort processed after packaged low acid milk and/or milk products when properly enforced, will ensure that this grade of milk and/or milk products will be as safe as they can practically be made. Descriptive labeling terms shall not be used in conjunction with the Grade “A” designation or name of the milk and/or milk product and shall not be false or misleading.~~

SECTION 5. INSPECTION OF DAIRY FARMS AND MILK PLANTS

~~Each dairy farm, milk plant, receiving station, transfer station, milk tank truck cleaning facility whose milk and/or milk products are intended for consumption within ...of...¹ or its jurisdiction, and each bulk milk hauler/sampler who collects samples of raw milk for pasteurization, ultra~~

~~pasteurization, aseptic processing and packaging or retort processed after packaging, for bacterial, chemical or temperature standards and hauls milk from a dairy farm to a milk plant, receiving station or transfer station and each milk tank truck and its appurtenances shall be inspected/audited by the Regulatory Agency prior to the issuance of a permit. Following the issuance of a permit, the Regulatory Agency shall:~~

- ~~1. Inspect each milk tank truck and its appurtenances used by a bulk milk hauler/sampler who collects samples of raw milk for pasteurization, ultra pasteurization, aseptic processing and packaging or retort processed after packaging for bacterial, chemical or temperature standards and hauls milk from a dairy farm to a milk plant, receiving station or transfer station, at least once every twelve (12) months.~~
- ~~2. Inspect each bulk milk hauler/sampler's, dairy plant sampler's and industry plant sampler's pickup and sampling procedures at least once every twenty four (24) months.~~
- ~~3. Inspect each milk plant and receiving station at least once every three (3) months, provided that, for those milk plants and receiving stations that have HACCP Systems, which are regulated under the NCIMS voluntary HACCP Program, regulatory audits shall replace the regulatory inspections described in this Section. The requirements and minimum frequencies for these regulatory audits are specified in Appendix K of this Ordinance. Provided further, that regulatory inspections of a milk plant or portion of a milk plant that is IMS listed to produce aseptically processed and packaged low acid milk and/or milk products and/or retort processed after packaging low acid milk and/or milk products shall be conducted by the Regulatory Agency in accordance with this Ordinance at least once every six (6) months. (Refer to Appendix S.) The milk plant's Aseptic Processing and Packaging System (APPS) and Retort Processed after Packaging System (RPPS), respectively, shall be inspected by FDA, or a Regulatory Agency designated by FDA under the FDA Low Acid Canned Foods (LACF) Program, in accordance with the applicable requirements of 21 CFR Parts 108, 110 and 113 at a frequency determined by FDA.~~
- ~~4. Inspect each milk tank truck cleaning facility and transfer station at least once every six (6) months, except that, for those transfer stations that have HACCP Systems, which are regulated under the NCIMS voluntary HACCP Program, regulatory audits shall replace the regulatory inspections described in this Section. The requirements and minimum frequencies for these regulatory audits are specified in Appendix K of this Ordinance.~~
- ~~5. Inspect each dairy farm at least once every six (6) months.⁶~~

~~Should the violation of any requirement set forth in Section 7, or in the case of a bulk milk hauler/sampler, industry plant sampler or milk tank truck also Section 6 and Appendix B, be found to exist on an inspection/audit, a second inspection/audit shall be required after the time deemed necessary to remedy the violation, but not before three (3) days. This second inspection/audit shall be used to determine compliance with the requirements of Section 7 or in the case of a bulk milk hauler/sampler, industry plant sampler or milk tank truck also Section 6 and Appendix B. Any violation of the same requirement of Section 7, or in the case of a bulk milk hauler/sampler or milk tank truck also Section 6 and Appendix B, on such second inspection/audit, shall call for permit suspension in accordance with Section 3 and/or court action or in the case of an industry plant sampler, shall cease the collection of official regulatory samples until successfully re-trained and re-evaluated by the Regulatory Agency. Provided, that when the Regulatory Agency finds that a critical processing element violation involving:~~

- ~~1. Proper pasteurization, whereby every particle of milk or milk product may not have been heated to the proper temperature and held for the required time in properly designed and operated equipment;~~
- ~~2. A cross connection exists whereby direct contamination of pasteurized milk or milk product is occurring; or~~
- ~~3. Conditions exist whereby direct contamination of pasteurized milk or milk product is occurring.~~

~~The Regulatory Agency shall take immediate action to prevent further movement of such milk or milk product until such violations of critical processing element(s) have been corrected. Should correction of such critical processing element(s) not be accomplished immediately, the Regulatory Agency shall take prompt action to suspend the permit as provided for in Section 3 of this Ordinance.~~

~~One (1) copy of the inspection/audit report shall be handed to the operator, or other responsible person or be posted in a conspicuous place on an inside wall of the establishment. Said inspection/audit report shall not be defaced and shall be made available to the Regulatory Agency upon request. An identical copy of the inspection/audit report shall be filed with the records of the Regulatory Agency.~~

~~The Regulatory Agency shall also make such other inspections and investigations as are necessary for the enforcement of this Ordinance.~~

~~Every permit holder shall, upon the request of the Regulatory Agency, permit access of officially designated persons to all parts of their establishment or facilities to determine compliance with the provisions of this Ordinance. A distributor or milk plant operator shall furnish the Regulatory Agency, upon request, for official use only, a true statement of the actual quantities of milk and milk products of each grade purchased and sold, a list of all sources of such milk and milk products, records of inspections, tests and pasteurization time and temperature records.~~

~~It shall be unlawful for any person who, in an official capacity, obtains any information under the provisions of this Ordinance, which is entitled to protection as a trade secret, including information as to the quantity, quality, source or disposition of milk or milk products or results of inspections/audits or tests thereof, to use such information to their own advantage or to reveal it to any unauthorized person.~~

ADMINISTRATIVE PROCEDURES

~~**INSPECTION FREQUENCY:** For the purposes of determining the inspection frequency for dairy farms, transfer stations and milk plants or the portion of a milk plant that is IMS listed to produce aseptically processed and packaged low acid milk and/or milk products and/or retort processed after packaged low acid milk and/or milk products, the interval shall include the designated six (6) month period plus the remaining days of the month in which the inspection is due.~~

~~For the purposes of determining the inspection frequency for all other milk plants and receiving stations, the interval shall include the designated three (3) month period plus the remaining days of the month in which the inspection is due.~~

~~For the purposes of determining the inspection frequency for bulk milk hauler/samplers, industry plant samplers and dairy plant samplers, the interval shall include the designated twenty four (24) month period plus the remaining days of the month in which the inspection is due.~~

~~One (1) milk tank truck inspection every twelve (12) months; or bulk milk hauler/sampler's or industry plant sampler's pickup and sampling procedures inspection each twenty four (24) months; or one (1) dairy farm, transfer station, milk plants or the portion of a milk plant that is IMS listed to produce aseptically processed and packaged low acid milk and/or milk products and/or retort processed after packaged low acid milk and/or milk products, or milk tank truck cleaning facility inspection every six (6) months; or one (1) milk plant producing pasteurized, ultra-pasteurized, condensed or dried milk and/or milk products or receiving station inspection every three (3) months is not a desirable frequency, it is instead a legal minimum. Bulk milk hauler/samplers, industry plant samplers, milk tank trucks, milk tank truck cleaning facilities, dairy farms, milk plants, receiving stations and transfer stations experiencing difficulty meeting requirements should be visited more frequently. Milk plants that condense and/or dry milk and/or milk products and which operate for a short duration of time or intermittent periods of time should also be inspected more frequently. Inspections of dairy farms shall be made at milking time as often as possible and of milk plants at different times of the day in order to ascertain if the processes of equipment assembly, sanitizing, pasteurization, ultra-pasteurization, cleaning and other procedures comply with the requirements of this *Ordinance*. For the purpose of determining the minimum audit frequency for milk plants, receiving stations and transfer stations regulated under the NCIMS voluntary HACCP Program the interval shall include the remaining days of the month in which the audit is due.~~

~~ENFORCEMENT PROCEDURES:~~ ~~This Section provides that a dairy farm, bulk milk hauler/sampler, milk tank truck, milk tank truck cleaning facility, milk plant, receiving station, transfer station or distributor shall be subject to suspension of permit and/or court action if two (2) successive inspections disclose a violation of the same requirement.~~

~~Experience has demonstrated that strict enforcement of the *Ordinance* leads to a better and friendlier relationship between the Regulatory Agency and the milk industry than does a policy of enforcement, which seeks to excuse violations and to defer penalty thereof. The sanitarian's criterion of satisfactory compliance should be neither too lenient nor unreasonably stringent.~~

~~When a violation is discovered, the sanitarian should point out to the milk producer, bulk milk hauler/sampler, industry plant sampler, responsible person for the milk tank truck, milk tank truck cleaning facility, milk plant, receiving station, transfer station or distributor the requirement that has been violated, discuss a method for correction and set a time for correcting the violated requirement.~~

~~The penalties of suspension or revocation of permit and/or court action are provided to prevent continued violation of the provisions of this *Ordinance* but are worded to protect the dairy industry against unreasonable or arbitrary action. When a condition is found which constitutes an imminent health hazard, prompt action is necessary to protect the public health; therefore, the Regulatory Agency is authorized in Section 3, to suspend the permit immediately. However, except for such emergencies, no penalty is imposed on the milk producer, bulk milk hauler/sampler, responsible person for the milk tank truck, milk tank truck cleaning facility, milk plant, receiving station, transfer station or distributor upon the first violation of any of the sanitation requirements listed in Section 7. A milk producer, bulk milk hauler/sampler, responsible person for the milk tank truck, milk tank truck cleaning facility, milk plant, receiving station, transfer station or distributor found violating any requirement shall be notified in writing and given a reasonable time to correct the violation(s) before a second inspection is made, but not before three (3) days. The requirement of giving written notice shall be deemed to have been~~

~~satisfied by the handing to the operator or by the posting of an inspection report, as required by this Section. After receipt of a notice of violation, but before the allotted time has elapsed, the milk producer, bulk milk hauler/sampler, responsible person for the milk tank truck, milk tank truck cleaning facility, milk plant, receiving station, transfer station or distributor shall have an opportunity to appeal the sanitarian's interpretation to the Regulatory Agency or request an extension of the time allowed for correction.~~

~~**ENFORCEMENT PROCEDURES - ASEPTIC PROCESSING AND PACKAGING MILK PLANTS AND/OR RETORT PROCESSED AFTER PACKAGING MILK PLANTS:** The Regulatory Agency shall take appropriate regulatory action, in coordination with FDA when applicable, to assure that the Grade "A" aseptic milk plant and/or Grade "A" retort milk plant and the aseptic Grade "A" low acid milk and/or milk products and/or the retort processed Grade "A" low acid milk and/or milk products, respectively, meet the applicable requirements of this Ordinance.~~

~~**CERTIFIED INDUSTRY INSPECTION:** The Regulatory Agency may certify industry personnel, with their consent, to carry out cooperatively the provisions of this Ordinance with respect to the supervision of dairy farms, bulk milk haul/sampler's pickup and sampling procedures, and/or milk tank trucks. States utilizing certified industry inspections shall have on file and available for review, a written program that describes how the requirements of this Ordinance and related documents shall be implemented. Delegation of the inspection and evaluation of bulk milk hauler/sampler's pickup and sampling procedures shall be done by the Sampling Surveillance Officer (SSO) in accordance with the *Procedures Governing the Cooperative State Public Health Service/Food and Drug Administration Program of the National Conference on Interstate Milk Shipments* (Procedures).~~

~~Reports of all inspections conducted by such personnel to determine compliance with the provisions of this Ordinance shall be maintained by the industry at a location acceptable to the Regulatory Agency. The Certified Industry Inspector may perform all punitive actions and all inspections for the issuance or reinstatement of permits. Initial inspections and change of market inspections are required and shall be conducted by the Regulatory Agency in conjunction with the Certified Industry Inspector.~~

~~When a producer changes market, the producer records for the preceding twenty four (24) months shall be transferred with the producer, through the Regulatory Agency, and will continue to be a part of the producer's record.~~

~~Industry personnel shall be certified every three (3) years by the Regulatory Agency.~~

~~At least annually, the Certified Industry Inspector shall attend an educational seminar provided by the Regulatory Agency, or equivalent training acceptable to the Regulatory Agency.~~

~~At least once in each six (6) month period, the Regulatory Agency shall inspect the records maintained by the Industry for the Certified Industry Inspection Program and conduct farm field work to assure the program meets the provisions of the Regulatory Agency's written plan and requirements of this Ordinance and related documents.~~

~~Initial certification by the Regulatory Agency shall not be made during the course of an official inspection. Re certification by the Regulatory Agency may be conducted during the course of an official inspection.~~

Purpose of Certification: The purpose of certification is to have the applicant formally demonstrate their inspection ability to apply proper interpretations of this *Ordinance*, related documents, and the Regulatory Agency's procedures.

Designation of Individuals to Be Certified: Candidates shall submit requests for certification to the Regulatory Agency. The applicant for certification shall have had experience in the field of milk sanitation, and shall be an employee of a milk plant, a producer association, officially designated laboratory or shall be employed on a consulting basis.

Recording of Qualification Data: Prior to conducting the certification procedure, background information shall be secured on the applicant. This shall include academic training, experience in milk sanitation and related fields, in service courses attended, etc. This information is to be retained by the Regulatory Agency as part of the applicant's file, along with appropriate records of the applicant's performance during the certification examination.

Field Procedure: Only one (1) applicant shall be certified at a time. The certification is to be conducted without prompting from the Regulatory Agency or comparison of inspection results in any way until the entire procedure is completed. Initial certification shall not be made during the course of an official inspection by the Regulatory Agency.

At least twenty five (25) randomly selected dairy farms and/or five (5) milk tank trucks shall be visited. After the necessary inspections have been completed, the Regulatory Agency shall compare their results with those of the candidate. The percentage agreement for each item of sanitation shall be determined by dividing the number of agreements by the total number of dairy farms and/or milk tank trucks inspected.

Criteria for Certification: In order to be certified, an industry inspector shall agree with the Regulatory Agency eighty percent (80%) of the time on individual items of sanitation and shall further agree to comply with the administrative procedures established by the Regulatory Agency for the program of dairy farm and/or milk tank truck supervision. The Regulatory Agency should allow sufficient time to discuss the findings with the applicant.

Duration of Certification: Certification of industry inspection personnel shall be for a period not exceeding three (3) years from the date of formal certification or re certification, unless revoked.

Re-Certification: The Regulatory Agency shall notify the certified industry inspector of the need for certification renewal at least sixty (60) days prior to its expiration. If re-certification is desired, the inspector shall make appropriate arrangements for the renewal procedure. Re-certification can be made for the succeeding three (3) year period, by following the procedures outlined above except that a minimum of ten (10) randomly selected dairy farms and/or two (2) milk tank trucks, as applicable for the type of re certification, shall be inspected. Provided, that re-certification may be conducted during the course of an official inspection by the Regulatory Agency. In order to be re-certified, a certified industry inspector shall agree with the Regulatory Agency eighty percent (80%) of the time on individual items of sanitation and shall further agree to comply with the administrative procedures established by the Regulatory Agency for the program of dairy farm and/or milk tank truck supervision. The Regulatory Agency should allow sufficient time to discuss the findings with the applicant. Should the Regulatory Agency determine that a certified industry inspector has failed to demonstrate proficiency in the above re-certification procedures, the Regulatory Agency may require the certified industry inspector to perform the initial certification procedures.

~~**Reports and Records:** Upon satisfactory completion of certification or re-certification, the certified industry inspector shall be issued a certificate or notified of satisfactory re-certification. The milk plant(s) or officially designated laboratory(ies) employing the inspector shall be formally notified by letter of the certification. The letter shall outline the purpose of the certification and the conditions under which the certification may be retained. A copy of the notification letter, together with a copy of the qualification data above and a ledger of the percentage agreement on individual items, shall be retained by the Regulatory Agency.~~

~~**Revocation of Certification:** The certification of an industry inspector may be revoked by the Regulatory Agency upon a finding that the inspector is:~~

- ~~1. Not in agreement with the Regulatory Agency at least eighty percent (80%) of the time on Items of sanitation in a field examination conducted as described in the **Field Procedure** outlined above; or~~
- ~~2. Not complying with the established administrative procedures of the Regulatory Agency for the program; or~~
- ~~3. Failing to carry out the provisions of this *Ordinance* in the course of the inspector's work.~~

~~**INSPECTION/AUDIT REPORTS:** A copy of the inspection/audit report shall be filed as directed by the Regulatory Agency and retained for at least twenty four (24) months. The results shall be entered on appropriate ledger forms. The use of a computer or other information retrieval system may be used. Examples of field inspection/audit forms are identified in Appendix M.~~

~~**NOTE:** The option to use Certified Industry Inspection as cited in this Section, shall not be applicable to a TPC authorized under the ICP.~~

~~**SECTION 6. THE EXAMINATION OF MILK AND/OR MILK PRODUCTS**~~

~~It shall be the responsibility of the bulk milk hauler/sampler to collect a representative sample of milk from each farm bulk milk tank and/or silo or from a properly installed and operated in-line sampler or aseptic sampler, that is approved for use by the Regulatory Agency and FDA to collect representative samples, prior to transferring or as transferring milk utilizing an aseptic sampler from a farm bulk milk tank and/or silo, truck or other container. All samples shall be collected and delivered to a milk plant, receiving station, transfer station or other location approved by the Regulatory Agency.~~

~~It shall be the responsibility of the industry plant sampler to collect a representative sample of milk for Appendix N testing from the following:~~

- ~~1. Each milk tank truck or from a properly installed and operated aseptic sampler, which is approved for use by the Regulatory Agency and FDA to collect representative samples, prior to transferring milk from a milk tank truck; and/or~~
- ~~2. Each raw milk supply that has not been transported in bulk milk pickup tankers or from a properly installed and operated in-line sampler or aseptic sampler, which is approved for use by the Regulatory Agency and FDA to collect representative samples, prior to transferring the milk~~

~~from a farm bulk milk tank(s)/silo(s), milk plant raw milk tank(s) and/or silo(s), other raw milk storage container(s), etc. for processing at that location.~~

~~During any consecutive six (6) months, at least four (4) samples of raw milk for pasteurization, ultra pasteurization, aseptic processing and packaging, or retort processed after packaging, shall be collected from each producer, in at least four (4) separate months, except when three (3) months show a month containing two (2) sampling dates separated by at least twenty (20) days. These samples shall be obtained under the direction of the Regulatory Agency or shall be taken from each producer under the direction of the Regulatory Agency and delivered in accordance with this Section.~~

~~During any consecutive six (6) months, at least four (4) samples of raw milk for pasteurization, ultra pasteurization, aseptic processing and packaging, or retort processed after packaging, shall be collected in at least four (4) separate months, except when three (3) months show a month containing two (2) sampling dates separated by at least twenty (20) days. These samples shall be obtained by the Regulatory Agency, from each milk plant after receipt of the milk by the milk plant and prior to pasteurization, ultra pasteurization, aseptic processing and packaging or retort processed after packaging,~~

~~During any consecutive six (6) months, at least four (4) samples of pasteurized milk, ultra pasteurized milk, flavored milk, flavored reduced fat or low fat milk, flavored nonfat (skim) milk, each fat level of reduced fat or low fat milk and each milk product defined in this *Ordinance*, shall be collected by the Regulatory Agency in at least four (4) separate months, except when three (3) months show a month containing two (2) sampling dates separated by at least twenty (20) days from every milk plant. All pasteurized and ultra pasteurized milk and/or milk products required sampling and testing is to be conducted only when there are test methods available that are validated by FDA and accepted by the NCIMS. Milk and/or milk products that do not have validated and accepted methods are not required to be tested. (Refer to M-98, latest revision, for the specific milk and/or milk products that have FDA validated and NCIMS accepted test methods.) Aseptically processed and packaged low acid milk and/or milk products and retort processed after packaged low acid milk and/or milk products shall be exempt from the sampling and testing requirements of this Item.~~

NOTE: ~~If the production of any Grade "A" condensed or dry milk product as defined in this *Ordinance* is not on a yearly basis, at least five (5) samples shall be taken within a continuous production period.~~

~~Samples of milk and/or milk products shall be taken while in the possession of the producer, milk plant or distributor at any time prior to delivery to the store or consumer.~~

~~Samples of milk and/or milk products from dairy retail stores, food service establishments, grocery stores and other places where milk and/or milk products are sold shall be examined periodically as determined by the Regulatory Agency and the results of such examination shall be used to determine compliance with Sections 2, 4 and 10. Proprietors of such establishments shall furnish the Regulatory Agency, upon request, with the names of all distributors from whom milk and/or milk products are obtained.~~

NOTE: ~~The sampling of milk and/or milk products from locations where milk and/or milk products are sold as cited above, shall not be applicable to a TPC authorized under the ICP.~~

~~Required bacterial counts, somatic cell counts and cooling temperature checks shall be performed on raw milk for pasteurization, ultra-pasteurized, aseptic processing and packaging, or retort processed after packaging. In addition, drug tests on each producer's milk shall be conducted at least four (4) times during any consecutive six (6) months.~~

~~All pasteurized and ultra-pasteurized milk and/or milk products required sampling and testing to be done only when there are test methods available that are validated by FDA and accepted by the NCIMS, otherwise there would not be a requirement for sampling. Required bacterial counts, coliform counts, drug tests, phosphatase and cooling temperature determinations shall be performed on Grade "A" pasteurized and ultra-pasteurized milk and/or milk products defined in this *Ordinance* only when there are validated and accepted test methodology. (Refer to M-a-98, latest revision, for the specific milk and/or milk products that have FDA validated and NCIMS accepted test methods.)~~

NOTE: ~~When multiple samples of the same milk and/or milk products, except for aseptically processed and packaged low acid milk and/or milk products and retort processed after packaged low acid milk and/or milk products, are collected from the same producer or processor from multiple tanks or silos on the same day, the laboratory results are averaged arithmetically by the Regulatory Agency and recorded as the official results for that day. This is applicable for bacterial (standard plate count and coliform), somatic cell count and temperature determinations only.~~

~~Whenever two (2) of the last four (4) consecutive bacterial counts, somatic cell count, coliform determinations, or cooling temperatures, taken on separate days, exceed the standard for the milk and/or milk products as defined in this *Ordinance*, the Regulatory Agency shall send a written notice thereof to the person concerned. This notice shall be in effect as long as two (2) of the last four (4) consecutive samples exceed the standard. An additional sample shall be taken within twenty-one (21) days of the sending of such notice, but not before the lapse of three (3) days. Immediate suspension of permit, in accordance with Section 3, and/or court action shall be instituted whenever the standard is violated by three (3) of the last five (5) bacterial counts, somatic cell counts, coliform determinations or cooling temperatures.~~

~~Whenever a phosphatase test is positive, the cause shall be determined. Where the cause is improper pasteurization, it shall be corrected and any milk or milk product involved shall not be offered for sale.~~

~~Whenever a pesticide residue test is positive, an investigation shall be made to determine the cause and the cause shall be corrected. An additional sample shall be taken and tested for pesticide residues and milk and/or milk products as defined in this *Ordinance* shall not be offered for sale until it is shown by a subsequent sample to be free of pesticide residues or below the actionable levels established for such residues.~~

~~Whenever a drug residue test is confirmed positive, an investigation shall be made to determine the cause, and the cause shall be corrected in accordance with the provisions of Appendix N.~~

~~Samples shall be analyzed at an appropriate official or officially designated laboratory. All sampling procedures, including the use of approved in-line samplers and approved aseptic samplers for milk tank trucks or for farm bulk milk tanks and/or silos, and required laboratory examinations shall be in substantial compliance with the most current edition of *Standard Methods for the Examination of Dairy Products (SMEDP)* of the American Public Health Association, and the most current edition of *Official Methods of Analysis of Association of*~~

~~Official Analytical Chemists (AOAC) INTERNATIONAL (OMA). Such procedures, including the certification of sample collectors and examinations shall be evaluated in accordance with the Procedures.~~

~~Each milk plant regulated under the NCIMS voluntary HACCP Program shall adequately document its response to each regulatory sample test result that exceeds any maximum level specified in Section 7 of this Ordinance. The Regulatory Agency shall monitor and verify that appropriate action(s) was taken by the milk plant.~~

~~Examinations and tests to detect adulterants, including pesticides, shall be conducted, as the Regulatory Agency requires. When the Commissioner of the FDA determines that a potential problem exists with animal drug residues or other contaminants in the milk supply, samples shall be analyzed for the contaminant by a method(s) determined by FDA to be effective in determining compliance with actionable levels or established tolerances. This testing shall continue until such time that the Commissioner of the FDA is reasonably assured that the problem has been corrected. The determination of a potential problem is to be based on relevant scientific information.~~

~~Assays of milk and/or milk products as defined in this Ordinance, including aseptically processed and packaged low acid milk and/or milk products and retort processed after packaged low acid milk and/or milk products, to which vitamin(s) A and/or D have been added for fortification purposes, shall be conducted at least annually in a laboratory, which has been accredited by FDA and which is acceptable to the Regulatory Agency, using test methods acceptable to FDA or other official methodologies, which gives statistically equivalent results to the FDA methods. (Refer to M a 98, latest revision, for the specific milk and/or milk products that have FDA validated and NCIMS accepted test methods for vitamins.) Vitamin testing laboratories are accredited if they have one (1) or more certified analysts and meet the quality control requirements of the program established by FDA. Laboratory accreditation and analyst certification parameters are specified in the Evaluation of Milk Laboratories (EML) manual. In addition, all milk plants fortifying milk and/or milk products with vitamins shall keep volume control records. These volume control records shall cross reference the form and amount of vitamin D, vitamin A and/or vitamins A and D used with the amount of milk and/or milk products produced and indicate a percent of expected use, plus or minus.~~

ADMINISTRATIVE PROCEDURES

~~**ENFORCEMENT PROCEDURES:** All violations of bacteria, coliform, confirmed somatic cell counts and cooling temperature standards should be followed promptly by inspection to determine and correct the cause. (Refer to Appendix E. Examples of Three (3) out of Five (5) Compliance Enforcement Procedures.)~~

~~**LABORATORY TECHNIQUES:** Procedures for the collection, including the use of approved in-line samplers and approved aseptic samplers for milk tank trucks or for farm bulk milk tanks and/or silos, and the holding of samples; the selection and preparation of apparatus, media and reagents; and the analytical procedures, incubation, reading and reporting of results, shall be in substantial compliance with the FDA/NCIMS 2400 Forms, SMEDP and OMA. The procedures shall be those specified therein for:~~

- ~~1. Bacterial count at 32°C (89.6°F) (Standard Plate Count (SPC) or Petrifilm Aerobic Count (PAC) methods).~~
- ~~2. Alternate methods, for bacterial counts at 32°C (89.6°F), including the Plate Loop Count (PLC), Spiral Plate Count and the BactoScan FC for raw milk.~~
- ~~3. Coliform count at 32°C (89.6°F) (Coliform Plate Count, Petrifilm Coliform Count (PCC) and/or High Sensitivity Coliform Count (HSCC) methods) for all milk and/or milk products.~~
- ~~4. A viable bacterial count of nonfat dry milk shall be made in accordance with the procedures in SMEDP for the SPC of Dry Milk, except agar plates shall be incubated for 72 hours.~~
- ~~5. Beta lactam methods which have been independently evaluated or evaluated by FDA and have been found acceptable by FDA and the NCIMS for detecting Beta lactam drug residues in raw milk, or pasteurized milk, or a particular type of pasteurized milk product at current safe or tolerance levels, shall be used for each Beta lactam drug of concern. This does not apply to those milk products for which there are not any approved Beta lactam drug test kits available. (Refer to M-a-85, latest revision, for the approved drug tests and M-a-98, latest revision, for the specific milk and/or milk product for which there are approved drug tests available.) Regulatory action shall be taken on all confirmed positive Beta lactam results. (Refer to Appendix N.) A result shall be considered positive for Beta lactam if it has been obtained by using a method, which has been evaluated and deemed acceptable by FDA and accepted by the NCIMS at levels established in memoranda transmitted periodically by FDA as required by Section IV of Appendix N.~~
- ~~6. Screening and Confirmatory Methods for the Detection of Abnormal Milk: The results of the screening test or confirmatory test shall be recorded on the official records of the dairy farm and a copy of the results sent to the milk producer.~~

~~When a warning letter has been sent, because of excessively high somatic cell counts, an official inspection of the dairy farm should be made by regulatory personnel or certified industry personnel. This inspection should be made during milking time.~~

 - ~~a. Milk (Non-Goat): Any of the following confirmatory or screening test procedures shall be used: Single Strip Direct Microscopic Somatic Cell Count (DMSCC) or Electronic Somatic Cell Count (ESCC).~~
 - ~~b. Goat Milk: DMSCC or ESCC may be used for screening raw goat milk samples, to indicate a range of somatic cell levels, as long as the somatic cell standard for goat milk remains 1,500,000/mL. Screening for official purposes shall be conducted by an analyst (s) certified for that procedure.~~

~~Only the Pyronine Y Methyl Green stain or "New York modification" Single Strip DMSCC test procedures shall be used to confirm the level of somatic cells in goat milk by certified analysts.~~
 - ~~c. Sheep Milk: Any of the following confirmatory or screening test procedures shall be used: Single Strip DMSCC or ESCC. When results from the Single Strip DMSCC procedure exceed the 750,000/mL standard set forth in this Ordinance, the count shall have been derived from, or be confirmed by, the Pyronine Y Methyl Green Stain or the "New York modification".~~
- ~~7. Electronic Phosphatase Tests: The phosphatase test is an index of the efficiency of the pasteurization process. In the event an accredited laboratory finds that a sample confirms positive for phosphatase, the pasteurization process shall be investigated and corrected. When a laboratory phosphatase test is confirmed positive, or if any doubt should arise as to the compliance of the equipment, standards or methods outlined in Section 7, Item 16p, the~~

~~Regulatory Agency should immediately conduct field phosphatase testing at the milk plant. (Refer to Appendix G.)~~

~~8. Vitamin testing shall be performed using test methods acceptable to FDA or other official methodologies, which give statistically equivalent results to the FDA methods.~~

~~9. Any other tests, which have been approved by FDA to be equally accurate, precise and practical.~~

~~10. All standards used in the development and use of drug residue detection methods designed for Grade "A" PMO monitoring programs shall be referenced to a United States Pharmacopeia (USP) standard when available. When a USP standard is not available, then the original method shall define the standard to be used.~~

~~11. Procedural or reagent changes for official tests shall be submitted to FDA for acceptance prior to being used by certified NCIMS milk laboratories.~~

~~**SAMPLING PROCEDURES:** SMEDP contains guidance for the sampling of milk and milk products. Optionally, sample collection time may be identified in military time (24 hour clock). (Refer to Appendix G. for a reference to drug residues in milk and/or milk products and the conditions under which a positive phosphatase reaction may be encountered in properly pasteurized milk or cream. Refer to Appendix B. for reference to farm bulk milk hauling programs regarding training, licensing/permitting, routine inspection and the evaluation of sampling procedures.)~~

~~When samples of raw milk for pasteurization, ultra-pasteurization, aseptic processing and packaging or retort processed after packaging are taken at a milk plant prior to pasteurization, ultra-pasteurization, aseptic processing and/or retort processing, respectively, they shall be drawn following adequate agitation from randomly selected storage tanks/silos. All counts and temperatures shall be recorded on a milk ledger form as soon as reported by the laboratory. A computer or other information retrieval system may be used.~~

~~**NOTE:** Milk from animals not currently in the Grade "A" PMO may be labeled as Grade "A" and IMS listed upon FDA's acceptance of validated Grade "A" PMO, Section 6 and Appendix N. test methods for the animal to be added. (Refer to M-a 98, latest revision, for the specific milk and/or milk products that have FDA validated and NCIMS accepted test methods.)~~

~~**SECTION 7. STANDARDS FOR GRADE "A" MILK AND/OR MILK PRODUCTS**~~

~~All Grade "A" raw milk and/or milk products for pasteurization, ultra-pasteurization, aseptic processing and packaging, or retort processed after packaging and all Grade "A" pasteurized, ultra-pasteurized, aseptically processed and packaged low acid milk and/or milk products, or retort processed after packaged low acid milk and/or milk products, shall be produced, processed, manufactured and pasteurized, ultra-pasteurized, aseptically processed and packaged, or retort processed after packaged to conform to the following chemical, physical, bacteriological and temperature standards and the sanitation requirements of this Section.~~

~~No process or manipulation other than pasteurization, ultra-pasteurization, aseptic processing and packaging, or retort processed after packaging; processing methods integral therewith; and appropriate refrigeration shall be applied to milk and/or milk products for the purpose of~~

~~removing or deactivating microorganisms, provided that filtration and/or bactofugation processes are performed in the milk plant in which the milk and/or milk product is pasteurized, ultra-pasteurized, aseptically processed and packaged, or retort processed after packaged. Provided, that in the bulk shipment of cream, nonfat (skim) milk, reduced fat or lowfat milk, the heating of the raw milk, one (1) time, to temperatures greater than 52°C (125°F) but less than 72°C (161°F), for separation purposes, is permitted when the resulting bulk shipment(s) of cream, nonfat (skim) milk, reduced fat or lowfat milk are labeled heat-treated. In the case of heat-treated cream, the cream may be further heated to less than 75°C (166°F) in a continuing heating process and immediately cooled to 7°C (45°F) or less when necessary for enzyme deactivation (such as lipase reduction) for a functional reason.~~

~~Milk plants, receiving stations and transfer stations participating in the NCIMS voluntary HACCP Program, shall also comply with the requirements of Appendix K. of this Ordinance.~~

~~Whey shall be from cheese made from Grade "A" raw milk for pasteurization, ultra-pasteurization, aseptic processing and packaging or retort processed after packaging as provided in this Ordinance.~~

~~Buttermilk shall be from butter made from Grade "A" cream, which has been pasteurized prior to use in accordance with Item 16p of this Ordinance. Provided, that this requirement shall not be construed as barring any other heat treatment process which has been recognized by the FDA to be equally efficient in the destruction of staphylococcal organisms and which is approved by the Regulatory Agency.~~

~~Buttermilk and whey used in the manufacture of Grade "A" milk and milk products shall be produced in a milk/cheese plant that complies with Items 1p, 2p, 3p, 4p, 5p, 6p, 7p, 8p, 9p, 10p, 11p, 12p, 13p, 14p, 15p, 17p, 20p, 21p and 22p as provided in this Ordinance.~~

~~Whey shall be from:~~

- ~~1. Cheese made from Grade "A" raw milk for pasteurization, which has been pasteurized prior to use, in accordance with Item 16p of this Ordinance, or~~
- ~~2. Cheese made from Grade "A" raw milk for pasteurization, which has been heat treated to a temperature of at least 64°C (147°F) and held continuously at that temperature for at least twenty one (21) seconds or to at least 68°C (153°F) and held continuously at that temperature for at least fifteen (15) seconds, in equipment meeting the pasteurization requirements provided for in this Ordinance. Provided, that this requirement shall not be construed as barring any other heat treatment process which has been recognized by the FDA to be equally efficient in the destruction of staphylococcal organisms and which is approved by the Regulatory Agency.~~

~~Table 1. Chemical, Physical, Bacteriological, and Temperature Standards~~
~~(Refer to M-a-98, latest revision, for FDA Validated and NCIMS Accepted Tests Methods.)~~

GRADE "A" RAW MILK AND MILK PRODUCTS FOR PASTEURIZATION, ULTRA-PASTEURIZATION, ASEPTIC PROCESSING AND PACKAGING, OR RETORT PROCESSED AFTER PACKAGING	Temperature****	Cooled to 10°C (50°F) or less within four (4) hours or less, of the commencement of the first milking, and to 7°C (45°F) or less within two (2) hours after the completion of milking. Provided, that the blend temperature after the first milking and subsequent milkings does not exceed 10°C (50°F). NOTE: Milk sample submitted for testing cooled and maintained at 0°C (32°F) to 4.5°C (40°F), where sample temperature is >4.5°C (40°F), but ≤7.0°C (45°F) and less than three (3) hours after collection has not increased in temperature.
	Bacterial Limits	Individual producer milk not to exceed 100,000 per mL prior to commingling with other producer milk. Not to exceed 300,000 per mL as commingled milk prior to pasteurization. NOTE: Tested in conjunction with the drug residue/inhibitory substance test.
	Drugs****	No positive results on drug residue detection methods as referenced in Section 6 Laboratory Techniques.
	Somatic Cell Count* ...	Individual producer milk not to exceed 750,000 per mL.
GRADE "A" PASTEURIZED MILK AND/OR MILK PRODUCTS	Temperature	Cooled to 7°C (45°F) or less and maintained thereat. NOTE: Milk sample submitted for testing cooled and maintained at 0°C (32°F) to 4.5°C (40°F), where sample temperature is >4.5°C (40°F), but ≤7.0°C (45°F) and less than three (3) hours after collection has not increased in temperature.
	Bacterial Limits**	Not to exceed 20,000 per mL, or gm.*** NOTE: Tested in conjunction with the drug residue/inhibitory substance test.
	Coliform	Not to exceed 10 per mL. Provided, that in the case of bulk milk transport tank shipments, shall not exceed 100 per mL. NOTE: Tested in conjunction with the drug residue/inhibitory substance test.
	Phosphatase**	Less than 350 milliunits/L for fluid products and other milk products by approved electronic phosphatase procedures.
	Drugs****	No positive results on drug residue detection methods as referenced in Section 6 Laboratory Techniques which have been found to be acceptable for use with Pasteurized Milk and/or Milk Products. (Refer to M-a-98, latest revision.)

GRADE "A" ULTRA-PASTEURIZED (UP) MILK AND/OR MILK PRODUCTS	Temperature.....	Cooled to 7°C (45°F) or less and maintained thereat.
	Bacterial Limits**.....	Not to exceed 20,000 per mL, or gm.*** NOTE: Tested in conjunction with the drug residue/inhibitory substance test.
	Coliform	Not to exceed 10 per mL. Provided, that in the case of bulk milk transport tank shipments, shall not exceed 100 per mL.
	Drugs****.....	No positive results on drug residue detection methods as referenced in Section 6 Laboratory Techniques which have been found to be acceptable for use with Ultra Pasteurized Milk and/or Milk Products. (Refer to M-a-98, latest revision.)
GRADE "A" PASTEURIZED CONCENTRATED (CONDENSED) MILK AND/OR MILK PRODUCTS	Temperature.....	Cooled to 7°C (45°F) or less and maintained thereat unless drying is commenced immediately after condensing.
	Coliform.....	Not to exceed 10 per gram. Provided, that in the case of bulk milk transport tank shipments shall not exceed 100 per gram.
GRADE "A" NONFAT DRY MILK AND DRY MILK AND/OR MILK PRODUCTS	Bacterial Estimate.....	Not to Exceed: 10,000 per gram
	Coliform.....	10 per gram
GRADE "A" WHEY FOR CONDENSING AND/OR DRYING	Temperature.....	Maintained at a temperature of 45°F (7°C) or less, or 57°C (135°F) or greater, except for acid type whey with a titratable acidity of 0.40% or above, or a pH of 4.6 or below.
GRADE "A" PASTEURIZED CONDENSED WHEY AND/OR WHEY PRODUCTS	Temperature.....	Cooled to 10°C (50°F) or less during crystallization, within 72 hours of condensing.
	Coliform Limit.....	Not to exceed 10 per gram.
GRADE "A" DRY WHEY, GRADE "A" DRY WHEY PRODUCTS, GRADE "A" DRY BUTTERMILK, AND GRADE "A" DRY BUTTERMILK PRODUCTS	Coliform Limit.....	Not to exceed 10 per gram.

~~* Goat Milk 1,500,000/mL.~~

~~** Not applicable to acidified or cultured milk and/or milk products, eggnog, cottage cheese, and other milk and/or milk products as identified in the latest revision of M-a-98.~~

~~*** Results of the analysis of milk and/or milk products which are weighed in order to be analyzed shall be reported in # per gm. (Refer to the current edition of the SMEDP.)~~

~~**** Not applicable to acidified or cultured milk and/or milk products, eggnog, cottage cheese, pasteurized and ultra-pasteurized flavored (non-chocolate) milk and/or milk products and other milk and/or milk products as identified in the latest revision of M-a-98.~~

~~***** Raw sheep milk samples that have previously been frozen may be tested for Appendix N drug residue if the samples meet the sampling requirements cited in Appendix B.~~

NOTE: ~~It is not allowed to test frozen raw milk samples for bacteria or somatic cells.~~

~~STANDARDS FOR GRADE "A" RAW MILK FOR PASTEURIZATION, ULTRA-PASTEURIZATION, ASEPTIC PROCESSING AND PACKAGING OR RETORT PROCESSED AFTER PACKAGING~~

~~ITEM 1r. ABNORMAL MILK~~

~~Lactating animals which show evidence of the secretion of milk with abnormalities in one (1) or more quarters, based upon bacteriological, chemical or physical examination, shall be milked last or with separate equipment and the milk shall be discarded. Lactating animals producing contaminated milk, that is, lactating animals which have been treated with, have consumed chemical, medicinal or radioactive agents, which are capable of being secreted in the milk and which, in the judgment of the Regulatory Agency, may be deleterious to human health, shall be milked last or with separate equipment and the milk disposed of as the Regulatory Agency may direct. (For applicability to Automatic Milking Installations (AMIs), refer to Appendix Q.)~~

~~PUBLIC HEALTH REASON~~

~~The health of lactating animals is a very important consideration because a number of diseases of lactating animals, including salmonellosis, staphylococcal infection and streptococcal infection, may be transmitted to man through the medium of milk. The organisms of most of these diseases may get into the milk either directly from the udder or indirectly through infected body discharges which may drop, splash or be blown into the milk.~~

~~Bovine mastitis is an inflammatory and, generally, highly communicable disease of the bovine udder. Usually, the inciting organism is a streptococcus of bovine origin (type B), but a staphylococcus or other infectious agent often causes the disease. Occasionally lactating animal's udders become infected with hemolytic streptococci of human origin, which may result in milkborne epidemics of scarlet fever or septic sore throat. The toxins of staphylococci and possibly other organisms in milk may cause severe gastroenteritis. Some of these toxins are not destroyed by pasteurization.~~

~~ADMINISTRATIVE PROCEDURES~~

~~This Item is deemed to be satisfied when:~~

- ~~1. Milk from lactating animals being treated with medicinal agents, which are capable of being secreted in the milk, is not offered for sale for such a period as is recommended by the attending veterinarian or as indicated on the package label of the medicinal agent.~~
- ~~2. Milk from lactating animals treated with or exposed to insecticides, not approved for use on dairy animals by the EPA, is not offered for sale.~~
- ~~3. The Regulatory Agency requires such additional tests for the detection of milk with abnormalities, as they deem necessary.~~
- ~~4. Bloody, stringy, off-colored milk, or milk that is abnormal to sight or odor, is so handled and disposed of as to preclude the infection of other lactating animals and the contamination of milk utensils.~~

- ~~5. Lactating animals secreting milk with abnormalities are milked last or in separate equipment, which effectively prevents the contamination of the wholesome supply. Milking equipment used on animals with abnormalities in their milk is maintained clean to reduce the possibility of re-infecting or cross infection of the dairy animals.~~
- ~~6. Equipment, utensils and containers used for the handling of milk with abnormalities are not used for the handling of milk to be offered for sale, unless they are first cleaned and effectively sanitized.~~
- ~~7. Processed animal waste derivatives, used as a feed ingredient for any portion of the total ration of the lactating dairy animal, have been:~~
 - ~~a. Properly processed in accordance with at least those requirements contained in the Model Regulations for Processed Animal Wastes developed by the Association of American Feed Control Officials; and~~
 - ~~b. Do not contain levels of deleterious substances, harmful pathogenic organisms or other toxic substances, which are secreted in the milk at any level, which may be deleterious to human health.~~
- ~~8. Unprocessed poultry litter and unprocessed recycled animal body discharges are not fed to lactating dairy animals.~~

~~ITEM 2r. MILKING BARN, STABLE OR PARLOR CONSTRUCTION~~

~~A milking barn, stable or parlor shall be provided on all dairy farms in which the milking herd shall be housed during milking time operations. (For applicability to AMIs, refer to Appendix Q.) The areas used for milking purposes shall:~~

- ~~1. Have floors constructed of concrete or equally impervious materials. Provided, convalescent (maternity) pens located in milking areas of stanchion type barns may be used when they comply with the guidelines specified in Appendix C., III.~~
- ~~2. Have walls and ceilings, which are smooth, painted or finished in an approved manner; in good repair; and ceiling dust tight.~~
- ~~3. Have separate stalls or pens for horses, calves and bulls, and not be overcrowded.~~
- ~~4. Be provided with natural and/or artificial light, well distributed, for day and/or night milking.~~
- ~~5. Provide sufficient air space and air circulation to prevent condensation and excessive odors.~~

~~PUBLIC HEALTH REASON~~

~~When milking is done elsewhere than in a suitable place provided for this purpose, the milk may become contaminated. Floors constructed of concrete or other impervious materials can be kept clean more easily than floors constructed of wood, earth or similar materials and are; therefore, more apt to be kept clean. Painted or properly finished walls and ceilings encourage cleanliness. Tight ceilings reduce the likelihood of dust and extraneous material getting into the milk. Adequate lighting makes it more probable that the barn will be clean and that the lactating animals will be milked in a sanitary manner.~~

~~ADMINISTRATIVE PROCEDURES~~

~~This Item is deemed to be satisfied when:~~

- ~~1. A milking barn, stable or parlor is provided on all dairy farms.~~
 - ~~2. Gutters, floors and feed troughs are constructed of good quality concrete or equally impervious material. Floors shall be easily cleaned, brushed surfaces permitted; be graded to drain; maintained in good repair; and free of excessive breaks or worn areas that may create pools.~~
 - ~~3. Gravity flow manure channels in milking barns, if used, shall be constructed in accordance with the specifications of Appendix C., II. or acceptable to the Regulatory Agency.~~
 - ~~4. Stall barns, when used with gutter grates over manure storage pits, are designed and constructed in accordance with the specifications of Appendix C., IV. or acceptable to the Regulatory Agency.~~
 - ~~5. Walls and ceilings are finished with wood, tile, smooth surfaced concrete, cement plaster, brick or other equivalent materials with light colored surfaces. Walls, partitions, doors, shelves, windows and ceilings shall be kept in good repair; and surfaces shall be refinished whenever wear or discoloration is evident.~~
- ~~Whenever feed is stored overhead, ceilings shall be constructed to prevent the sifting of chaff and dust into the milking barn, stable or parlor. If a hay opening is provided from a loft, which is open into the milking portion of the barn, such openings shall be provided with a dust tight door, which shall be kept closed during milking operations.~~
- ~~6. Bull pens, maternity, calf and horse stalls are partitioned from the milking portion of the barn. Such portions of the barn that are not separated by tight partitions shall comply with all the requirements of this Item.~~
 - ~~7. Overcrowding is not evidenced by the presence of calves, lactating animals or other barnyard animals in walks or feed alleys. Inadequate ventilation and excessive odors may also be evidence of an overcrowded barn.~~
 - ~~8. The milking barn is provided with natural and/or artificial light to insure that all surfaces and particularly the working areas will be plainly visible. The equivalent of at least ten (10) foot-candles (110 lux) of light in all working areas shall be provided.~~
 - ~~9. Air circulation is sufficient to minimize odors and to prevent condensation upon walls and ceilings.~~
 - ~~10. A dust tight partition, provided with doors that are kept closed, except when in actual use, shall separate the milking portion of the barn from any feed room or silo in which feed is ground or mixed, or in which sweet feed is stored.~~
- ~~When conditions warrant, the Regulatory Agency may approve a barn without four walls extending from floor to roof, or a shed type barn provided the requirement of Item 3r, prohibiting animals and fowl from entering the barn is satisfied.~~

~~ITEM 3r. MILKING BARN, STABLE OR PARLOR - CLEANLINESS~~

~~The interior shall be kept clean. Floors, walls, ceilings, windows, pipelines and equipment shall be free of filth and/or litter and shall be clean. Swine and fowl shall be kept out of the milking area.~~

~~Feed shall be stored in a manner that will not increase the dust content of the air or interfere with the cleaning of the floor. (For applicability to AMIs, refer to Appendix Q.)~~

~~Surcingle, or belly straps, milk stools and antikickers shall be kept clean and stored above the floor.~~

~~PUBLIC HEALTH REASON~~

~~A clean interior reduces the chances of contamination of the milk or milk pails during milking. The presence of other animals increases the potential for the spread of disease. Clean milk stools and surcingles reduce the likelihood of contamination of the milker's hands between the milking of one (1) lactating animal and the milking of another.~~

~~ADMINISTRATIVE PROCEDURES~~

~~This Item is deemed to be satisfied when:~~

- ~~1. The interior of the milking barn, stable or parlor is kept clean.~~
- ~~2. Leftover feed in feed mangers appears fresh and is not wet or soggy.~~
- ~~3. The bedding material, if used, does not contain more manure than has accumulated since the previous milking.~~
- ~~4. Outside surfaces of pipeline systems located in the milking barn, stable or parlor are reasonably clean.~~
- ~~5. Gutter cleaners are reasonably clean.~~
- ~~6. All pens, calf stalls and bull pens, if not separated from the milking barn, stable or parlor, are clean.~~
- ~~7. Swine and fowl are kept out of the milking area.~~
- ~~8. Milk stools are not padded and are constructed to be easily cleaned. Milk stools, surcingles and antikickers are kept clean and are stored above the floor in a clean place in the milking barn, stable, parlor or milkhouse, when not in use.~~
- ~~9. Gravity flow manure channels in milking barns, if used, shall be maintained in accordance with Appendix C., II.~~
- ~~10. Stall barns, when used with gutter grates over manure storage pits, are operated and maintained in accordance with the specifications of Appendix C., IV.~~

~~The method of cleaning is immaterial. Dairy operators whose barns are provided with water under pressure should scrub the floors after each milking with a stiff bristled brush. In barns in which water under pressure is not available, the floors may be brushed dry and limed. In the latter event, care should be exercised to prevent caking of the lime. When lime or phosphate is used, it shall be spread evenly on the floor as a thin coating. If clean floors are not maintained by this method, the sanitarian should require cleaning with water.~~

~~ITEM 4r. COWYARD~~

~~The cowyard shall be graded and drained and shall have no standing pools of water or accumulations of organic wastes. Provided, that in loafing or lactating animal housing areas, lactating animal droppings and soiled bedding shall be removed, or clean bedding added, at sufficiently frequent intervals to prevent the soiling of the lactating animal's udder and flanks. Cooling ponds shall be allowed provided they are constructed and maintained in a manner that does not result in the visible soiling of flanks, udders, bellies and tails of lactating animals exiting the pond. Waste feed shall not be allowed to accumulate. Manure packs shall be properly drained and shall provide a reasonably firm footing. Swine shall be kept out of the cowyard.~~

~~PUBLIC HEALTH REASON~~

~~The cowyard is interpreted to be that enclosed or unenclosed area in which the lactating animals are apt to congregate, approximately adjacent to the barn, including animal housing areas. This area is; therefore, particularly apt to become filthy with manure droppings, which may result in the soiling of the lactating animal's udders and flanks. The grading and drainage of the cowyard, as far as is practicable, is required because wet conditions are conducive to fly breeding and make it difficult to keep manure removed and the lactating animals clean. If manure and barn sweepings are allowed to accumulate in the cowyard, fly breeding will be promoted, and the lactating animals, because of their habit of lying down, will be more apt to have manure-soiled udders. Lactating animals should not have access to piles of manure, in order to avoid the soiling of udders and the spread of diseases among dairy animals.~~

~~ADMINISTRATIVE PROCEDURES~~

~~This Item is deemed to be satisfied when:~~

- ~~1. The cowyard, which is the enclosed or unenclosed area adjacent to the milking barn in which the lactating animals may congregate, including animal housing areas and feed lots, is graded and drained, depressions and soggy areas are filled, and lactating animal's lanes are reasonably dry.~~
- ~~2. Approaches to the barn door and the surroundings of stock watering and feed stations are solid to the footing of the animals.~~
- ~~3. Wastes from the barn or milkhouse are not allowed to pool in the cowyard. Cowyards, which are muddy due to recent rains, should not be considered as violating this Item.~~
- ~~4. Manure, soiled bedding and waste feed are not stored or permitted to accumulate therein in such a manner as to permit the soiling of cow's udders and flanks. Animal housing areas, stables without stanchions, such as loose housing stables, pen stables, resting barns, holding barns, loafing sheds, wandering sheds and free stall housing, shall be considered as part of the cowyard. Manure packs shall be solid to the footing of the animals. (Refer to Appendix C.)~~
- ~~5. Cowyards are kept reasonably free of animal droppings. Animal droppings shall not be allowed to accumulate in piles that are accessible to the animals.~~

~~ITEM 5r. MILKHOUSE - CONSTRUCTION AND FACILITIES~~

~~A milkhouse of sufficient size shall be provided, in which the cooling, handling and storing of milk and the washing, sanitizing and storing of milk containers and utensils shall be conducted, except as provided for in Item 12r of this Section.~~

~~The milkhouse shall be provided with a smooth floor constructed of concrete or equally impervious material; graded to drain; and maintained in good repair. Liquid waste shall be disposed of in a sanitary manner. Floor drains shall be accessible and shall be trapped if connected to a sanitary sewer system.~~

~~The walls and ceilings shall be constructed of smooth material; be in good repair; and be well painted, or finished in an equally suitable manner.~~

~~The milkhouse shall have adequate natural and/or artificial light and be well ventilated.~~

~~The milkhouse shall be used for no other purpose than milkhouse operations. There shall be no direct opening into any barn, stable or parlor or into a room used for domestic purposes. Provided, that a direct opening between the milkhouse and milking barn, stable or parlor is permitted when a tight fitting, self closing, solid door(s) hinged to be single or double acting is provided. Screened vents in the wall between the milkhouse and a breezeway, which separates the milkhouse from the milking parlor, are permitted, provided animals are not housed within the milking facility.~~

~~Water under pressure shall be piped into the milkhouse.~~

~~The milkhouse shall be equipped with a two (2) compartment wash vat and adequate hot water heating facilities.~~

~~A transportation tank may be used for the cooling and/or storage of milk on the dairy farm. Such tank shall be provided with a suitable shelter for the receipt of milk. Such shelter shall be adjacent to, but not a part of, the milkhouse and shall comply with the requirements of the milkhouse with respect to construction items; lighting; drainage; insect and rodent control; and general maintenance. In addition, the following minimum criteria shall be met:~~

- ~~1. An accurate, accessible temperature recording device shall be installed in the milk line downstream from an effective cooling device, which cools the milk to 7°C (45°F) or less. Electronic records that comply with the applicable provisions of Appendix H., IV and V, with or without hard copy, may be used in place of temperature recording records. An indicating thermometer shall be installed as close as possible to the recording device for verification of recording temperatures. This indicating thermometer shall comply with all applicable requirements in Appendix H. This thermometer shall be used to check the temperature recording device during the regulatory inspection and the results recorded on the recording record or into the electronic data collection, storage and reporting system.~~
- ~~2. Temperature recording charts shall be maintained on the premises for a period of a minimum of six (6) months and are available for review by the Regulatory Agency. Except that, the electronic storage of required temperature records, with or without hard copy, shall be acceptable, provided the computer and computer generated temperature records are readily available for review by the Regulatory Agency.~~
- ~~3. The milk shall be sampled at the direction of the Regulatory Agency in a manner so as to preclude contaminating the milk tank truck or sample, by a permitted milk sample collector.~~
- ~~4. The milk tank truck shall be effectively agitated in order to collect a representative sample.~~

~~When the Regulatory Agency determines conditions exist whereby the direct loading of a milk tank truck (through by passing the use of a farm bulk milk tank(s) and/or silo(s)) can be adequately protected and sampled without contamination, a shelter need not be provided if the following minimum criteria are met:~~

- ~~1. The milk hose connection is accessible to, and made from within, the milkhouse. The milk hose connection to the milk tank truck is completely protected from the outside environment at all times. Provided, based on Regulatory Agency acceptance, the direct loading of milk from the milkhouse to the milk tank truck may be conducted through a properly designed hose port that adequately protects the milkhouse opening or by stubbing the milk transfer and associated Clean-In-Place (CIP) cleaned lines outside the milkhouse wall in accordance with Item 5r,~~

~~**ADMINISTRATIVE PROCEDURES #15.**~~

- ~~2. To assure continued protection of the milk, the milk tank truck manhole shall be sealed after the truck has been cleaned and sanitized.~~
- ~~3. The milk tank truck shall be washed and sanitized at the permitted milk plant, receiving station, or transfer station receiving the milk, or at a permitted milk tank truck cleaning facility.~~
- ~~4. An accurate, accessible temperature recording device shall be installed in the milk line downstream from an effective cooling device, which cools the milk to 7°C (45°F) or less. Electronic records that comply with the applicable provisions of Appendix H., IV and V, with or without hard copy, may be used in place of temperature recording records. An indicating thermometer shall be installed as close as possible to the recording device for verification of recording temperatures. This indicating thermometer shall comply with all applicable requirements in Appendix H. This thermometer shall be used to check the temperature recording device during the regulatory inspection and the results recorded on the recording record or into the electronic data collection, storage and reporting system.~~
- ~~5. Temperature recording records shall be maintained on the premises for a period of a minimum of six (6) months and are available for review by the Regulatory Agency. Except that, the electronic storage of required temperature records, with or without hard copy, shall be acceptable, provided the computer and computer generated temperature records are readily available for review by the Regulatory Agency.~~
- ~~6. The milk shall be sampled at the direction of the Regulatory Agency, in a manner so as to preclude contaminating the milk tank truck or sample, by a permitted milk sample collector. The milk in the milk tank truck shall be effectively agitated in order to collect a representative sample.~~
- ~~7. The milk tank truck shall be parked on a self-draining concrete or equally impervious surface during filling and storage.~~
- ~~8. When direct loading of a milk tank truck using either a hose port, as addressed above, or stubbing the milk transfer and associated CIP cleaned lines outside the milkhouse wall in accordance with Item 5r, **ADMINISTRATIVE PROCEDURES** #15, overhead protection of the milk hose connection to the milk tank truck shall be provided.~~

PUBLIC HEALTH REASON

~~Unless a suitable, separate place is provided for the cooling, handling and storing of milk and for the washing, sanitizing and storage of milk utensils, the milk or the utensils may become contaminated. Construction, which permits easy cleaning, promotes cleanliness. A well-drained floor of concrete or other impervious material promotes cleanliness. Ample light promotes cleanliness, and proper ventilation reduces the likelihood of odors and condensation. A milkhouse that is separated from the barn, stable or parlor and the living quarters provides a safeguard against the exposure of milk and milk equipment and utensils to contamination.~~

ADMINISTRATIVE PROCEDURES

~~This Item is deemed to be satisfied when:~~

- ~~1. A separate milkhouse of sufficient size is provided for the cooling, handling and storing of milk and the washing, sanitizing and storing of milk containers and utensils, except as provided for in Item 12r of this Section.~~

- ~~2. The floors of all milkhouses are constructed of good quality concrete (float finish permissible), or equally impervious tile, or brick laid closely with impervious material, or metal surfacing with impervious joints or other material the equivalent of concrete and maintained free of breaks, depressions and surface peelings.~~
- ~~3. The floor slopes to drain so that there are no pools of standing water. The joints between the floor and the walls shall be watertight.~~
- ~~4. Liquid wastes are disposed of in a sanitary manner. All floor drains are accessible and are trapped if connected to a sanitary sewer.~~
- ~~5. Walls and ceilings are constructed of smooth dressed lumber or similar material; well painted with a light colored washable paint; and are in good repair. Surfaces and joints shall be tight and smooth. Sheet metal, tile, cement block, brick, concrete, cement plaster or similar materials of light color may be used and the surfaces and joints shall be smooth.~~
- ~~6. A minimum of twenty (20) foot candles (220 lux) of light is provided at all working areas from natural and/or artificial light for milkhouse operations.~~
- ~~7. The milkhouse is adequately ventilated to minimize condensation on floors, walls, ceilings and clean utensils.~~
- ~~8. Vents, if installed, and lighting fixtures are installed in a manner to preclude the contamination of bulk milk tanks or clean utensil storage areas.~~
- ~~9. The milkhouse is used for no other purpose than milkhouse operations.~~
- ~~10. There is no direct opening into any barn, stable or parlor or room used for domestic purposes. Except that an opening between the milkhouse and milking barn, stable or parlor is permitted when a tight fitting, self-closing, solid door(s) hinged to be single or double acting is provided. Except that screened vents are permitted in the wall between the milkhouse and a breezeway, which separates the milkhouse from the milking parlor, provided animals are not housed within the milking facility.~~
- ~~11. A vestibule, if used, complies with the applicable milkhouse construction requirements.~~
- ~~12. Water under pressure is piped into the milkhouse.~~
- ~~13. Each milkhouse is provided with facilities for heating water in sufficient quantity and to such temperatures for the effective cleaning of all equipment and utensils. (Refer to Appendix C.)~~
- ~~14. The milkhouse is equipped with a wash and rinse vat having at least two (2) compartments. Each compartment shall be of sufficient size to accommodate the largest utensil or container used. The upright wash vat for milk pipelines and milk machines may be accepted as one (1) part of the two (2) compartment vat. Provided, that the stationary wash rack, in or on the vat, and the milking machines inflations and appurtenances are completely removed from the vat during the washing, rinsing and/or sanitizing of other utensils and equipment. Where CIP cleaning/recirculated systems eliminate the need for handwashing of equipment, the presence of the second wash vat compartment may be optional, if so determined by the Regulatory Agency, on an individual farm basis.~~
- ~~15. The transfer of milk from a bulk milk tank to a bulk milk pickup tanker is through a hose port located in the milkhouse wall. The hose port shall be fitted with a tight door, which shall be in good repair. It shall be kept closed except when the hose port is in use. An easily cleanable surface shall be constructed under the hose port, adjacent to the outside wall and sufficiently large to protect the milk hose from contamination. Provided, milk can be transferred from a bulk milk tank to a bulk milk pickup tanker by stubbing the milk transfer and associated CIP cleaned lines outside the milkhouse wall, provided:~~

- ~~a. A concrete slab of adequate size, to protect the transfer hose, shall be provided under the stubbed sanitary milk and CIP cleaned lines.~~
- ~~b. The outside wall of the milkhouse, where the sanitary piping and concrete slab are located shall be properly maintained and kept in good repair.~~
- ~~c. The sanitary piping, stubbed outside the milkhouse, shall be properly sloped to assure complete drainage and the ends of the piping, which are located outside, shall be capped when the transfer hose is disconnected.~~
- ~~d. After the completion of milk transfer, the milk lines and transfer hose shall be properly CIP cleaned.~~
- ~~e. After the CIP cleaning process has been completed; the transfer hose shall be disconnected, drained and stored in the milkhouse. Proper storage of the transfer hose includes capping the ends and storing the entire hose up off the floor. The sanitary piping outside the milkhouse shall be capped at all times, except when transferring milk or being CIP cleaned. When the caps are not being used, they shall be properly cleaned and sanitized after each use and stored in the milkhouse to protect them from contamination. A transfer hose manufactured with permanent hose end fittings, attached in such a manner that will assure a crevice-free joint between the hose and the fitting, may be stored outside of the milkhouse, provided it is CIP cleaned; the stubbed piping and hose length are of sufficient design to allow complete drainage after cleaning and sanitizing; and the hose remains connected to the stubbed piping when not in use.~~
- ~~f. Means shall be provided to sanitize the milk-contact surfaces of the transfer hose and bulk milk pickup tanker fittings prior to the connection of the transfer hose to the bulk milk pickup tanker.~~
- ~~g. At all times, the bulk milk pickup tanker manhole openings(s) shall remain closed, except for brief periods for sampling and examination when environmental conditions permit.~~

~~16. A transportation tank, with or without overhead protection, may be used for cooling and/or storing milk on a dairy farm. If a suitable shelter is provided for a transportation truck, used for cooling and/or storing milk, such shelter shall be adjacent to, but not a part of, the milkhouse and shall comply with the prerequisites of the milkhouse with respect to construction items; lighting; drainage; insect and rodent control; and general maintenance. (Refer to Appendix C. for suggested plans and information on size, construction, operation and maintenance of milkhouses.)~~

~~In addition, the following minimum criteria shall be met:~~

- ~~a. An accurate, accessible temperature recording device shall be installed in the milk line downstream from an effective cooling device, which cools the milk to 7°C (45°F) or less. Electronic records that comply with the applicable provisions of Appendix H., IV and V, with or without hard copy, may be used in place of temperature recording records. An indicating thermometer shall be installed as close as possible to the recording device for verification of recording temperatures. This indicating thermometer shall comply with all applicable requirements in Appendix H. This thermometer shall be used to check the temperature-recording device during the regulatory inspection and the results recorded on the recording records or into the electronic data collection, storage and reporting system.~~
- ~~b. Temperature recording records shall be maintained on the premises for a period of a minimum of six (6) months and are available for review by the Regulatory Agency. Except that, the electronic storage of required temperature records, with or without hard copy, shall~~

~~be acceptable, provided the computer and computer generated temperature records are readily available for review by the Regulatory Agency.~~

~~c. The milk shall be sampled at the direction of the Regulatory Agency in a manner so as to preclude contaminating the milk tank truck or sample, by an acceptable milk sample collector.~~

~~d. The milk tank truck shall be effectively agitated in order to collect a representative sample.~~

~~When the Regulatory Agency determines conditions exist whereby the direct loading of a milk tank truck (through by passing the use of a farm bulk milk tank(s) and/or silo(s)) can be adequately protected and sampled without contamination, a shelter need not be provided if the following minimum criteria are met:~~

~~a. The milk hose connection is accessible to, and made from within, the milkhous. The milk hose connection to the milk tank truck is completely protected from the outside environment at all times. Provided, based on Regulatory Agency acceptance, the direct loading of milk from the milkhous to the milk tank truck may be conducted through a properly designed hose port that adequately protects the milkhous opening or by stubbing the milk transfer and associated CIP cleaned lines outside the milkhous wall in accordance with Item 5r, **ADMINISTRATIVE PROCEDURES #15.**~~

~~b. To assure continued protection of the milk, the milk tank truck manhole shall be sealed after the truck has been cleaned and sanitized.~~

~~c. The milk tank truck shall be washed and sanitized at the permitted milk plant, receiving station or transfer station receiving the milk or at a permitted milk tank truck cleaning facility.~~

~~d. An accurate, accessible temperature recording device shall be installed in the milk line downstream from an effective cooling device, which cools the milk to 7°C (45°F) or less. Electronic records that comply with the applicable provisions of Appendix H., IV and V, with or without hard copy, may be used in place of temperature recording records. An indicating thermometer shall be installed as close as possible to the recording device for verification of recording temperatures. This indicating thermometer shall comply with all applicable requirements in Appendix H. This thermometer shall be used to check the temperature-recording device during the regulatory inspection and the results recorded on the recording records or into the electronic data collection, storage and reporting system.~~

~~e. Temperature recording records shall be maintained on the premises for a period of a minimum of six (6) months and are available for review by the Regulatory Agency. Except that, the electronic storage of required temperature records, with or without hard copy, shall be acceptable, provided the computer and computer generated temperature records are readily available for review by the Regulatory Agency.~~

~~f. The milk shall be sampled at the direction of the Regulatory Agency, in a manner so as to preclude contaminating the milk tank truck or sample, by a permitted milk sample collector. The milk in the milk tank truck shall be effectively agitated in order to collect a representative sample.~~

~~g. The milk tank truck shall be parked on a self draining concrete or equally impervious surface during filling and storage.~~

~~h. When direct loading of a milk tank truck using either a hose port, as addressed above, or stubbing the milk transfer and associated CIP cleaned lines outside the milkhous wall in~~

~~accordance with Item 5r, **ADMINISTRATIVE PROCEDURES** #15, overhead protection of the milk hose connection to the milk tank truck shall be provided.~~

~~**ITEM 6r. MILKHOUSE - CLEANLINESS**~~

~~The floors, walls, ceilings, windows, tables, shelves, cabinets, wash vats, non-product contact surfaces of milk containers, utensils and equipment and other milkhouse equipment shall be clean. Only articles directly related to milkhouse activities shall be permitted in the milkhouse. The milkhouse shall be free of trash, animals and fowl.~~

~~**PUBLIC HEALTH REASON**~~

~~Cleanliness in the milkhouse reduces the likelihood of contamination of the milk.~~

~~**ADMINISTRATIVE PROCEDURES**~~

~~This Item is deemed to be satisfied when:~~

- ~~1. The milkhouse structure, equipment and other milkhouse facilities, used in its operation or maintenance, are clean at all times.~~
- ~~2. Incidental articles such as desks, refrigerators, and storage cabinets may be in the milkhouse, provided they are kept clean and ample space is available to conduct the normal operations in the milkhouse and will not cause contamination of the milk.~~
- ~~3. Vestibules, if provided, are kept clean.~~
- ~~4. Animals and fowl are kept out of the milkhouse.~~

~~**ITEM 7r. TOILET**~~

~~Every dairy farm shall be provided with one (1) or more toilets; conveniently located; properly constructed; operated; and maintained in a sanitary manner. The waste shall be inaccessible to insects and shall not pollute the soil surface or contaminate any water supply.~~

~~**PUBLIC HEALTH REASON**~~

~~The organisms of typhoid fever, dysentery and gastrointestinal disorders may be present in the body wastes of persons who have these diseases. In the case of typhoid fever, well persons (carriers) also may discharge the organisms in their body wastes. If a toilet is not fly tight and so constructed as to prevent overflow, infection may be carried from the excreta to the milk, either by flies or through the pollution of ground water supplies or streams to which the lactating animals have access.~~

~~**ADMINISTRATIVE PROCEDURES**~~

~~This Item is deemed to be satisfied when:~~

~~1. There is at least one (1) flush toilet connected to a public sewer system, or to an individual sewage disposal system, or a chemical toilet, earth pit privy or other type of privy. Such sewage systems shall be constructed and operated in accordance with the standards outlined in Appendix C., or when a Regulatory Agency has more effective standards designed specifically for that region, these standards may apply, provided, there is not any mixing of animal and human waste.~~

~~**NOTE:** The text “or when a Regulatory Agency has more effective standards designed specifically for that region, these standards may apply” as cited in 1. above, shall not be applicable to a TPC authorized under the ICP.~~

~~2. A toilet or privy is convenient to the milking barn and the milkhouse. There shall be no evidence of human defecation or urination about the premises.~~

~~3. No privy opens directly into the milkhouse.~~

~~4. The toilet room, including all fixtures and facilities, is kept clean and free of insects and odors.~~

~~5. Where flush toilets are used, doors to toilet rooms are tight and self-closing. All outer openings in toilet rooms shall be screened or otherwise protected against the entrance of insects.~~

~~6. Vents of earth pits are screened.~~

~~**ITEM 8r. WATER SUPPLY**~~

~~Water for milkhouse and milking operations shall be from a supply properly located, protected and operated and shall be easily accessible, adequate and of a safe, sanitary quality.~~

~~**PUBLIC HEALTH REASON**~~

~~A dairy farm water supply should be accessible in order to encourage its use in ample quantity in cleaning operations; it should be adequate so that cleaning and rinsing will be thorough; and it should be of a safe, sanitary quality in order to avoid contamination of milk utensils.~~

~~A polluted water supply, used in the rinsing of dairy utensils and containers, may be more dangerous than a similar water supply that is used for drinking purposes only. Bacteria grow much faster in milk than in water and the severity of an attack of a given disease depends largely upon the size of the dose of disease organisms taken into the system. Therefore, a small number of disease organisms consumed in a glass of water from a polluted well may possibly result in no harm; whereas, if left in a milk utensil, which has been rinsed with the water, they may after several hours growth, in the milk, increase in such numbers as to cause disease when consumed.~~

~~**ADMINISTRATIVE PROCEDURES**~~

~~This Item is deemed to be satisfied when:~~

~~1. The water supply for milkhouse and milking operations is approved as safe by the applicable Government Water Control Authority and, in the case of individual water systems, complies with the specifications outlined in Appendix D. and the Bacteriological Standards outlined in Appendix G.~~

- ~~2. No cross connection exists between a safe water supply and any unsafe or questionable water supply or any other source of pollution.~~
- ~~3. There are no submerged inlets through which a safe water supply may be contaminated.~~
- ~~4. The well or other source of water is located and constructed in such a manner that neither underground nor surface contamination from any sewerage systems, privy or other source of pollution can reach such water supply.~~
- ~~5. New individual water supplies and water supply systems, which have been repaired or otherwise become contaminated, are thoroughly disinfected before being placed in use. (Refer to Appendix D.) The supply shall be made free of the disinfectant by pumping to waste before any sample for bacteriological testing shall be collected.~~
- ~~6. All containers and tanks used in the transportation of water are sealed and protected from possible contamination. These containers and tanks shall be subjected to a thorough cleaning and a bacteriological treatment prior to filling with potable water to be used at the dairy farm. To minimize the possibility of contamination of the water during its transfer from the potable tanks to the elevated or groundwater storage at the dairy farm, a suitable pump, hose and fittings shall be provided. When the pump, hose and fittings are not being used, the outlets shall be capped and stored in a suitable dust proof enclosure so as to prevent their contamination. The storage tank at the dairy farm shall be constructed of impervious material; provided with a dust and rainproof cover; and also provided with an approved vent and roof hatch. All new reservoirs or reservoirs which have been cleaned shall be disinfected prior to placing them into service. (Refer to Appendix D.)~~
- ~~7. Samples for bacteriological examination are taken upon the initial approval of the physical structure, based upon the requirements of this Ordinance; when any repair or alteration of the water supply system has been made; and at least every three (3) years. Provided, that water supplies with buried well casing seals, installed prior to the adoption of this Section, shall be tested at intervals no greater than six (6) months apart. Whenever such samples indicate either the presence of bacteria of the coliform group or whenever the well casing, pump or seal need replacing or repair, the well casing and seal shall be brought above the ground surface and shall comply with all other applicable construction criteria of this Section. Provided, that when water is hauled to the dairy farm, such water shall be sampled for bacteriological examination at the point of use and submitted to a laboratory at least four (4) times in separate months during any consecutive six (6) months. Bacteriological examinations shall be conducted in a laboratory acceptable to the Regulatory Agency. To determine if water samples have been taken at the frequency established in this Section, the interval shall include the designated period plus the remaining days of the month in which the sample is due.~~
- ~~8. Current records of water test results shall be retained on file with the Regulatory Agency or as the Regulatory Agency directs.~~

~~ITEM 9r. UTENSILS AND EQUIPMENT CONSTRUCTION~~

~~All multi-use containers, utensils and equipment used in the handling, storage or transportation of milk shall be made of smooth, nonabsorbent, corrosion resistant, non-toxic materials, and shall be so constructed as to be easily cleaned. All containers, utensils and equipment shall be in good repair. Multiple use woven material shall not be used for straining milk. All single service articles shall have been manufactured, packaged, transported and handled in a sanitary manner~~

~~and shall comply with the applicable requirements of Item 11p of this Section. Articles intended for single service use shall not be reused.~~

~~Farm holding/cooling tanks, welded sanitary piping and transportation tanks shall comply with the applicable requirements of Items 10p and 11p of this Section.~~

~~PUBLIC HEALTH REASON~~

~~Milk containers and other utensils without flush joints and seams, without smooth, easily cleaned, and accessible surfaces, and not made of durable, non-corrodible material, are apt to harbor accumulations in which undesirable bacterial growth is supported. Single service articles, which have not been manufactured and handled in a sanitary manner, may contaminate the milk.~~

~~ADMINISTRATIVE PROCEDURES~~

~~This Item is deemed to be satisfied when:~~

- ~~1. All multi-use containers, utensils and equipment, which are exposed to milk or milk products, or from which liquids may drip, drain or be drawn into milk or milk products, are made of smooth impervious, nonabsorbent, safe materials of the following types:
 - ~~a. Stainless steel of the American Iron and Steel Institute (AISI) 300 series; or~~
 - ~~b. Equally corrosion resistant, non-toxic metal; or~~
 - ~~c. Heat-resistant glass; or~~
 - ~~d. Plastic or rubber and rubber-like materials which are relatively inert, resistant to scratching, scoring, decomposition, crazing, chipping and distortion, under normal use conditions; are non-toxic, fat resistant, relatively nonabsorbent, relatively insoluble; do not release component chemicals or impart flavor or odor to the product; and which maintain their original properties under repeated use conditions.~~~~
- ~~2. Single service articles have been manufactured, packaged, transported and handled in a sanitary manner and comply with the applicable requirements of Item 11p.~~
- ~~3. Articles intended for single service use are not reused.~~
- ~~4. All containers, utensils and equipment are free of breaks and corrosion.~~
- ~~5. All joints in such containers, utensils and equipment are smooth and free from pits, cracks or inclusions.~~
- ~~6. CIP cleaned milk pipelines and return solution lines are self draining. If gaskets are used, they shall be self-positioning and of material meeting specifications described in 1.d. above, and shall be of such design, finish and application as to form a smooth, flush, interior surface. If gaskets are not used, all fittings shall have self-positioning faces designed to form a smooth, flush, interior surface. All interior surfaces of welded joints in pipelines shall be smooth and free of pits, cracks and inclusions.~~
- ~~7. Detailed plans for CIP cleaned pipeline systems are submitted to the Regulatory Agency for written approval prior to installation. No alteration or addition shall be made to any milk pipeline system without prior written approval of the Regulatory Agency.~~
- ~~8. Strainers, if used, are of perforated metal design, or so constructed as to utilize single service strainer media.~~
- ~~9. All milking machines, including heads, milk claws, milk tubing and other milk contact surfaces can be easily cleaned and inspected. Pipelines, milking equipment and appurtenances,~~

~~which require a screwdriver or special tool, shall be considered easily accessible for inspection, providing the necessary tools are available at the milkhouse. Milking systems shall not have components incorporated in the return solution lines, which by design do not comply with the criteria for product contact surfaces. Some examples of these are:~~

- ~~a. Ball type plastic valves;~~
- ~~b. Plastic tees with barbed ridges to better grip the plastic or rubber hoses; and~~
- ~~c. The use of polyvinyl chloride (PVC) water type piping for return solution lines.~~

~~10. Milk cans have umbrella type lids.~~

~~11. Farm holding/cooling tanks, welded sanitary piping and transportation tanks comply with the applicable requirements of Items 10p and 11p of this Section.~~

~~12. During filling, flexible plastic/rubber hoses may be used between the fill valves of bottom fill and top fill bulk milk storage tanks, when needed for functional purposes. Such hoses shall be drainable, be as short as practical, have sanitary fittings, and be supported to maintain uniform slope and alignment. The end fittings of such hoses shall be permanently attached in such a manner that will assure a crevice free joint between the hose and the fitting, which can be cleaned by mechanical means. The hoses shall be included as part of a CIP cleaning system.~~

~~13. Transparent flexible plastic tubing (up to 150 feet in length) used in connection with milk transfer stations shall be considered acceptable if it meets the "3 A Sanitary Standards for Multiple Use Plastic Materials Used as Product Contact Surfaces for Dairy Equipment, Number 20 ###" and if it remains sufficiently clear that the interior surfaces can be properly inspected. Short lengths of flexible plastic tubing (8 feet or less) may be inspected for cleanliness by sight or by use of a "rod". The transparency or opacity of such tubing under this condition is not a factor in determining cleanliness.~~

~~14. AMIs shall comply with all applicable *Grade "A" PMO* requirements and/or 3-A Standards.~~

~~**NOTE:** 3-A Sanitary Standards and Accepted Practices for dairy equipment are developed by 3-A Sanitary Standards, Inc. (3-A SSI). 3-A SSI is comprised of equipment fabricators, processors, and regulatory sanitarians, which include: State milk regulatory officials, USDA Agricultural Marketing Service Dairy Programs, the USPHS/FDA Center for Food Safety and Applied Nutrition (CFSAN) Milk Safety Team (MST), academic representatives and others.~~

~~Equipment manufactured in conformity with 3-A Sanitary Standards and Accepted Practices complies with the sanitary design and construction standards of this *Ordinance*. For equipment not displaying the 3-A Symbol, the 3-A Sanitary Standards and Accepted Practices may be used by Regulatory Agencies as guidance in determining compliance with this Section.~~

~~ITEM 10r. UTENSILS AND EQUIPMENT - CLEANING~~

~~The product contact surfaces of all multi-use containers, equipment and utensils used in the handling, storage or transportation of milk shall be cleaned after each usage.~~

~~PUBLIC HEALTH REASON~~

~~Milk cannot be kept clean or free of contamination if permitted to come into contact with unclean containers, utensils or equipment.~~

~~ADMINISTRATIVE PROCEDURES~~

~~This Item is deemed to be satisfied when:~~

- ~~1. There shall be a separate wash manifold for all CIP cleaned milk pipelines in all new or extensively remodeled facilities.~~
- ~~2. The product contact surface of all multi-use containers, equipment and utensils used in the handling, storage or transportation of milk are cleaned after each milking or once every twenty-four (24) hours for continuous operations.~~
- ~~3. There shall not be any partial removal of milk from milk storage/holding tanks by the bulk milk hauler/sampler, except partial pickups may be permitted when the milk storage/holding tank is equipped with a seven (7) day recording device complying with the specifications of Appendix H. or other recording device acceptable to the Regulatory Agency, provided the milk storage/holding tank shall be clean and sanitized when empty and shall be emptied at least every seventy-two (72) hours. In the absence of a temperature recording device, partial pickups may be permitted as long as the milk storage/holding tank is completely empty, clean and sanitized prior to the next milking. In the event of an emergency situation, such as inclement weather, natural disaster, etc., a variance may be permitted at the discretion of the Regulatory Agency.~~

~~**NOTE:** The text "In the event of an emergency situation" as cited in 3. above, shall not be applicable to a TPC authorized under the ICP.~~

~~ITEM 11r. UTENSILS AND EQUIPMENT - SANITIZATION~~

~~The product contact surfaces of all multi-use containers, equipment and utensils used in the handling, storage or transportation of milk shall be sanitized before each usage.~~

~~PUBLIC HEALTH REASON~~

~~Mere cleaning of containers, equipment and utensils does not insure the removal or destruction of all disease organisms that may have been present. Even very small numbers remaining may grow to dangerous proportions, since many kinds of disease bacteria grow rapidly in milk. For this reason, all milk containers, utensils and equipment shall be treated with an effective sanitizer before each usage.~~

~~ADMINISTRATIVE PROCEDURES~~

~~This Item is deemed to be satisfied when:~~

~~All product contact surfaces of multi-use containers, utensils and equipment used in the handling, storage or transportation of milk are sanitized before each usage by one of the following methods, or by any method which has been demonstrated to be equally effective:~~

- ~~1. Complete immersion in hot water at a temperature of at least 77°C (170°F) for at least five (5) minutes; or exposure to a flow of hot water at a temperature of at least 77°C (170°F), as~~

~~determined by the use of a suitable accurate thermometer, at the outlet, for at least five (5) minutes.~~

~~2. Certain chemical compounds are effective for the sanitization of milk utensils, containers, and equipment. These are contained in 40 CFR 180.940 and shall be used in accordance with label directions, or the electro-chemical activation (ECA) device manufacturer's instructions if produced onsite in accordance with Appendix F. Section II. (Refer to Appendix F. for further discussion of approved sanitizing procedures.)~~

~~ITEM 12r. UTENSILS AND EQUIPMENT STORAGE~~

~~All containers, utensils and equipment used in the handling, storage or transportation of milk, unless stored in sanitizing solutions, shall be stored to assure complete drainage and shall be protected from contamination prior to use. Provided, that pipeline milking equipment such as milker claws, inflations, weigh jars, meters, milk hoses, milk receivers, tubular coolers, plate coolers and milk pumps which are designed for CIP cleaning and other equipment, as accepted by FDA, which meets these criteria, may be stored in the milking barn or parlor, provided this equipment is designed, installed and operated to protect the product and solution contact surfaces from contamination at all times.~~

~~PUBLIC HEALTH REASON~~

~~Careless storage of milk containers, utensils and equipment, which previously have been properly treated, is apt to result in recontamination of such utensils, thus rendering them unsafe.~~

~~ADMINISTRATIVE PROCEDURES~~

~~This Item is deemed to be satisfied when:~~

~~1. All milk containers, utensils and equipment, including milking machine vacuum hoses, are stored in the milkhous in a sanitizing solution, or on racks, until used. Pipeline milking equipment such as milker claws, inflations, weight jars, milk hoses, milk receivers, tubular coolers, plate coolers and milk pumps which are designed for CIP cleaning and other equipment, as accepted by FDA, which meets these criteria, may be CIP cleaned, sanitized and stored in the milking barn or parlor, provided this equipment is designed, installed and operated to protect the product and solution contact surfaces from contamination at all times. Some of the parameters to be considered in determining protection are:~~

- ~~a. Proper location of equipment;~~
- ~~b. Proper drainage of equipment; and~~
- ~~c. Adequate and properly located lighting and ventilation.~~

~~2. The milking barn or parlor shall be used only for milking. Concentrates may be fed in the barn during milking but the barn shall not be used for the housing of animals. When manual cleaning of product contact surfaces is necessary, the cleaning shall be done in the milkhous. Provided, in the case of a milking parlor that opens directly into an enclosed housing area, through a covered holding area, the holding area may be seasonally enclosed when:~~

- ~~a. There are no manure pit openings in the parlor, holding area or in the housing area close enough to affect the milking parlor.~~

- ~~b. The cattle holding and housing areas are maintained in good repair and reasonably clean.~~
- ~~c. With respect to dust, odors, rodents and insects, the entire area meets milking parlor standards and the parlor is free of evidence of birds.~~

~~In addition, construction and cleanliness items identified above shall be evaluated in the appropriate Ordinance Sections.~~

- ~~3. Means are provided to effect complete drainage of equipment when such equipment cannot be stored to drain freely.~~
- ~~4. Clean cans or other containers are stored in the milkhouse within a reasonable time after delivery to the dairy farm.~~
- ~~5. Strainer pads, parchment papers, gaskets and similar single service articles are stored in a suitable container or cabinet, in a location convenient to their use, and protected against contamination.~~

~~ITEM 13r. MILKING - FLANKS, UDDERS AND TEATS~~

~~Milking shall be done in the milking barn, stable or parlor. The flanks, udders, bellies and tails of all milking lactating animals shall be free from visible dirt. All brushing shall be completed prior to milking. The udders and teats of all milking lactating animals shall be clean and dry before milking. Teats shall be treated with a sanitizing solution just prior to the time of milking and shall be dry before milking. Wet hand milking is prohibited.~~

~~PUBLIC HEALTH REASON~~

~~If milking is done elsewhere other than in a suitable place provided for this purpose, the milk may become contaminated. Cleanliness of the lactating animals is one of the most important factors affecting the bacterial count of the milk. Under usual farm conditions, lactating animals contaminate their udders by standing in polluted water or by lying down in the pasture or cowyard. Unless the udders and teats are clean and dry before milking, particles of filth or contaminated water are apt to drop or be drawn into the milk. Such contamination of the milk is particularly dangerous because manure may contain the organisms of brucellosis and tuberculosis, and polluted water may contain the organisms of typhoid fever and other intestinal diseases. Application of sanitizing solutions to the teats, followed by thorough drying just prior to the time of milking, has the advantage of giving an additional margin of safety with reference to such disease organisms as they are not removed by ordinary cleaning and it is helpful in the control of mastitis.~~

~~ADMINISTRATIVE PROCEDURES~~

~~This Item is deemed to be satisfied when:~~

- ~~1. Milking is done in a milking barn, stable or parlor.~~
- ~~2. Brushing is completed prior to milking.~~
- ~~3. Flanks, bellies, tails and udders are clipped as often as necessary to facilitate cleaning of these areas and are free from dirt. The hair on the udders shall be of such length that it is not incorporated with the teat in the inflation during milking.~~

~~4. Udders and teats of all milking animals are clean and dry before milking. Teats shall be cleaned, treated with a sanitizing solution and dry just prior to milking. Provided that the sanitizing of teats shall not be required if the udder is dry and the teats have been thoroughly cleaned (not dry wiped) and dried (manually wiped dry) prior to milking. The determination of what constitutes a dry udder and cleaned and dried teats shall be made by the Regulatory Agency.~~

~~**NOTE:** Additional alternative udder preparation methods may also be used once they have been evaluated by FDA and found acceptable.~~

~~5. Wet hand milking is prohibited.~~

~~**ITEM 14r. PROTECTION FROM CONTAMINATION**~~

~~Milking and milkhouse operations, equipment and facilities shall be located and conducted to prevent any contamination of milk, containers, utensils and equipment. Milk shall not be strained, poured, transferred or stored unless it is properly protected from contamination.~~

~~After sanitization, all containers, utensils and equipment shall be handled in such a manner as to prevent the contamination of any milk product contact surface.~~

~~Vehicles used to transport milk from the dairy farm to the milk plant, receiving station or transfer station shall be constructed and operated to protect their contents from sun, freezing and contamination. Such vehicles shall be kept clean, inside and out, and any substance capable of contaminating the milk shall not be transported with the milk.~~

~~**PUBLIC HEALTH REASON**~~

~~Because of the nature of milk and its susceptibility to contamination by disease producing bacteria and other contaminants, every effort shall be made to provide adequate protection for the milk at all times. This shall include the proper placement of equipment so that work areas in the milking barn and milkhouse are not overcrowded. The quality of any air that is used for the agitation or movement of milk or is directed at a milk product contact surface shall be such that it will not contaminate the milk.~~

~~The effect of sanitization of equipment can be nullified if the equipment is not protected after sanitizing.~~

~~To protect milk during transportation, delivery vehicles shall be properly constructed and operated.~~

~~**ADMINISTRATIVE PROCEDURES**~~

~~This Item is deemed to be satisfied when:~~

~~1. Equipment and operations are so located within the milking barn and milkhouse as to prevent overcrowding and contamination of cleaned and sanitized containers, utensils and equipment by splash, condensation or manual contact.~~

~~2. During milking and milkhouse operations, pipelines and equipment, used to contain or conduct milk, shall be effectively separated from tanks/silos and/or circuits containing cleaning and/or sanitizing solutions. This can be accomplished by:~~

~~a. Physically disconnecting all connection points between tanks/silos and/or circuits containing cleaning and/or sanitizing solutions from pipelines and equipment used to contain or conduct milk; or~~

~~b. Separation of all connection points between such circuits by at least two (2) automatically controlled valves with a drainable opening to the atmosphere between the valves; or by a single-bodied double seat mixproof valve, with a drainable opening to the atmosphere between the seats, if:~~

~~(1) The drainable opening to the atmosphere (vent) is equal to the largest pipeline connected to the mixproof valve or the following exception:~~

~~If the cross sectional area of the vent opening is less than that of the largest pipe diameter for the double seat valve, the maximum pressure in the space between the two (2) valve seats for the double seat valve shall be equivalent to or less than the maximum pressure in the space between two (2) blocking seats of two (2) automatically controlled compression type valves (three (3)-way valve to the drain and a two (2) way valve separating product lines from cleaning and sanitizing solution lines.)~~

~~(2) Both valves, and valve seats in the case of single-bodied double seat valves, are position detectable and capable of providing an electronic signal when not properly seated in the blocked position. (Refer to Appendix H., I., Position Detection Devices.)~~

~~(3) The valve vent, including piping between blocking valves, is not cleaned until milk has been removed or isolated, except in the case of a properly designed and operated system. This drainable opening to the atmosphere may be cleaned while milk is isolated by one (1) of the blocking valves. A properly designed and operated system shall incorporate the following:~~

~~i) During CIP, a valve actuation of the cleaning/sanitizing solution blocking valve may be used for cleaning the valve vent, including piping between blocking valves, provided there shall not be pressurization of cleaning solutions on the exterior of the valve isolating milk that can equal or exceed the pressure of the milk being isolated, and~~

~~ii) During CIP with a valve actuation for cleaning the valve vent, including piping between blocking valves, the position detection of the valve isolating milk from the valve vent, including piping between blocking valves, and the position detection of the vent open to the atmosphere, shall be monitored and interlocked with the pump or source of liquid pressure, such that if it is determined they are not properly positioned, the pump or source of liquid pressure shall be immediately de-energized.~~

~~(4) These valves, or valve seats in the case of single-bodied double seat valves, are part of an automatic fail-safe system that shall prevent the contamination of milk with cleaning and/or sanitizing solutions. Automatic fail-safe systems shall be unique to each particular installation but are normally based on the premise that both blocking valve seats are properly seated in the blocked position before the CIP cleaning system can be activated for the cleaning circuit containing this valve arrangement, except as provided in (7) below.~~

- ~~(5) The system shall not have manual override capability, except for testing and inspection.~~
- ~~(6) Controls for the fail safe system are tested and secured as directed by the Regulatory Agency in order to prevent unauthorized changes.~~
- ~~(7) The vent, including piping between blocking valves, is not cleaned until milk has been removed or isolated, except in the case of a properly designed and operated single-bodied double seat valve, in which case, the vent, including piping between blocking valves, may be cleaned while milk is present in one (1) of the valve housings. A properly designed and operated single-bodied double seat valve shall incorporate the following:~~
- ~~i) There shall not be any impingement of cleaning liquid on the opposite valve seat gasket during seat lifting, even in the case of damaged or missing gaskets; and~~
 - ~~ii) The pressure in the critical seat area of the valve vent cavity, even in the case of damaged or missing gaskets, shall be demonstrated to be atmospheric or less at all times; and~~
 - ~~iii) During a seat lift operation, the position of the seat opposite to the seat being lifted shall be monitored by a position detection device that is interlocked with the cleaning pump or source of the CIP cleaning solution pressure such that if this opposite seat is determined to be other than fully closed, the cleaning pump or source of the CIP cleaning solution pressure shall be immediately de-energized; and~~
 - ~~iv) The single-bodied double seat valve vent cavity cleaning option shall have an Automated Fail Safe Control System and the Control System shall comply with applicable provisions of Appendix H. Pasteurization Equipment and Procedures, Section VI. Criteria for the Evaluation of Computerized Systems for Grade "A" Public Health Controls.~~
- ~~(8) Variations from the above specifications may be individually evaluated and found to also be acceptable if the level of protection is not compromised.~~
- ~~3. All milk that has overflowed, leaked, been spilled or improperly handled is discarded.~~
- ~~4. All product contact surfaces of containers, utensils and equipment are covered or otherwise protected to prevent the access of insects, dust, condensation and other contamination. All openings, including valves and piping attached to milk storage tanks and milk tank trucks, pumps or vats, shall be capped or otherwise properly protected. Gravity type strainers used in the milkhouse do not have to be covered. Milk pipelines used to convey milk from pre-coolers to the bulk milk tank shall be fitted with effective drip defectors.~~
- ~~5. The receiving receptacle is raised above the floor, as on a dolly or cart, or placed at a distance from the lactating animals, to protect it against manure and splash when milk is poured and/or strained in the milking barn, stable or parlor. Such receptacle shall have a tight-fitting cover, which shall be closed, except when milk is being poured.~~
- ~~6. Each pail or container of milk is transferred immediately from the milking barn, stable or parlor to the milkhouse.~~
- ~~7. Pails, cans and other equipment containing milk are properly covered during transfer and storage.~~
- ~~8. Whenever air under pressure is used for the agitation or movement of milk, or is directed at a milk contact surface, it is free of oil, dust, rust, excessive moisture, extraneous materials and odor, and shall otherwise comply with the applicable standards of Appendix H.~~

- ~~9. Sanitized product contact surfaces, including bulk milk tank openings and outlets, are protected against contact with unsanitized utensils and equipment, hands, clothing, splash, condensation and other sources of contamination.~~
- ~~10. Any sanitized product contact surface, which has been otherwise exposed to contamination, is again cleaned and sanitized before being used.~~
- ~~11. Vehicles used to transport milk from the dairy farm to the milk plant, receiving station or transfer station are constructed and operated to protect their contents from sun, freezing and contamination.~~
- ~~12. Vehicles have bodies with solid enclosures and tight, solid doors.~~
- ~~13. Vehicles are kept clean, inside and out.~~
- ~~14. No substance capable of contaminating milk is transported with the milk. (Refer to Items 10p and 11p and Appendix B. for information on the construction of milk tank trucks.)~~

~~ITEM 15r. DRUG AND CHEMICAL CONTROL~~

~~Cleaners and sanitizers shall be stored in properly identified, dedicated end use containers.~~

~~Animal drugs and drug administration equipment shall be stored in such a way that milk, milking equipment, wash vats and hand sinks are not subject to contamination.~~

~~Animal drugs shall be properly labeled and segregated, lactating from non lactating. Unapproved drugs shall not be used.~~

~~For the purpose of this Item, drugs intended for use in dry dairy animals shall be stored with the "Non lactating Drugs". Therefore, drugs intended for use in dairy calves, dairy heifers, dairy bulls and dry dairy cows shall be segregated from drugs for cows that are currently being milked. This required storage system shall also be followed for drugs intended for use in goats, sheep and other dairy animals.~~

~~The only drugs that shall be stored with the "Lactating Drugs" are drugs that are specifically indicated on the drug label or on a veterinarian's label for extra-label drug use to be used in a specific class/species of lactating dairy animals. For the purpose of complying with this Item "lactating dairy animals" shall mean those dairy animals that are currently producing milk.~~

~~PUBLIC HEALTH REASON~~

~~Accidental misuse of cleaners or sanitizers can result in adulteration of the milk.~~

~~Animal drugs can result in adverse reactions in people sensitive to those residues and can contribute to the development of strains of drug resistant human pathogens.~~

~~ADMINISTRATIVE PROCEDURES~~

~~This Item is deemed to be satisfied when:~~

- ~~1. Cleaners and sanitizers, used on dairy farms, shall be purchased in containers from the manufacturer or distributor, which properly identify the contents or, if bulk cleaners and sanitizers are transferred from the manufacturer's or distributor's container, that the transfer only occurs into a dedicated end use container, which is specifically designed and maintained according to the manufacturer's specifications for that specific product. The label on the dedicated end use container shall include the product name, chemical description, use directions,~~

~~precautionary and warning statement, first aid instructions, container storage and maintenance instructions and the name and address of the manufacturer or distributor.~~

~~2. Equipment used to administer drugs is not cleaned in the wash vats and is stored so as not to contaminate the milk or milk contact surfaces of equipment.~~

~~3. Drugs intended for the treatment of non-lactating dairy animals are segregated from those drugs used for lactating dairy animals. Separate shelves in cabinets, refrigerators or other storage facilities satisfy this Item.~~

~~4. Drugs shall be properly labeled to include the name and address of the manufacturer or distributor for over the counter (OTC) drugs, or veterinary practitioner dispensing the product for prescription (Rx) and extra label use drugs. If the drug is dispensed by a pharmacy on the order of a veterinarian, the labeling shall include the name of the prescribing veterinarian and the name and address of the dispensing pharmacy, and may include the address of the prescribing veterinarian.~~

~~5. Drug labels shall also include:~~

~~a. Directions for use, and prescribed withholding times;~~

~~b. Cautionary statements, if needed; and~~

~~c. Active ingredient(s) in the drug product.~~

~~6. Unapproved and/or improperly labeled drugs are not used to treat dairy animals and are not stored in the milkhouse, milking barn, stable or parlor.~~

~~7. Drugs are stored in such a manner that they cannot contaminate the milk or milk product contact surfaces of the containers, utensils or equipment.~~

~~**NOTE:** Topical antiseptics and wound dressings, unless intended for direct injection into the teat, vaccines and other biologics, and dosage form vitamins and/or mineral products are exempt from labeling and storage requirements, except when it is determined that they are stored in such a manner that they may contaminate the milk or milk product contact surfaces of containers, utensils or equipment.~~

~~**ITEM 16r. PERSONNEL HANDWASHING FACILITIES**~~

~~Adequate handwashing facilities shall be provided, including a lavatory fixture with hot and cold, or warm running water, soap or detergent and individual sanitary towels or other approved hand drying devices, convenient to the milkhouse, milking barn, stable, parlor and flush toilet.~~

~~**PUBLIC HEALTH REASON**~~

~~Adequate handwashing facilities are essential to personal cleanliness and minimize the likelihood of contamination of the milk. Handwashing facilities are required in order to increase the assurance that milker's and bulk milk hauler/sampler's hands will be washed.~~

~~**ADMINISTRATIVE PROCEDURES**~~

~~This Item is deemed to be satisfied when:~~

~~1. Handwashing facilities are located convenient to the milkhouse, milking barn, stable, parlor and flush toilet.~~

~~2. Handwashing facilities include soap or detergent, hot and cold, or warm running water, individual sanitary towels or other approved hand drying devices and a lavatory fixture. Utensil wash and rinse vats shall not be considered as handwashing facilities.~~

~~ITEM 17r. PERSONNEL CLEANLINESS~~

~~Hands shall be washed clean and dried with an individual sanitary towel or other approved hand drying devices immediately before milking, before performing any milkhouse function and immediately after the interruption of any of these activities. Milkers and bulk milk hauler/samplers shall wear clean outer garments while milking or handling milk, milk containers, utensils, or equipment.~~

~~PUBLIC HEALTH REASON~~

~~The reasons for clean hands of the persons doing the milking are similar to those for the cleanliness of the lactating animal's udder. The milker's hands may have been exposed to contamination during the course of their normal duties on the farm and at milking time. Because the hands of all workers frequently come into contact with their clothing it is important that the clothes worn, during milking and the handling of milk, be clean.~~

~~ADMINISTRATIVE PROCEDURES~~

~~This Item is deemed to be satisfied when:~~

- ~~1. Hands are washed, clean and dried with an individual sanitary towel or other approved hand drying devices immediately before milking, before performing any milkhouse function, and immediately after the interruption of any of these activities.~~
- ~~2. Milkers and bulk milk hauler/samplers wear clean outer garments while milking or handling milk containers, utensils or equipment.~~

~~ITEM 18r. RAW MILK COOLING~~

~~Raw milk for pasteurization, ultra pasteurization, aseptic processing and packaging or retort processed after packaging shall be cooled to 10°C (50°F) or less within four (4) hours or less, of the commencement of the first milking, and to 7°C (45°F) or less, within two (2) hours after the completion of milking. Provided, that the blend temperature after the first milking and subsequent milkings does not exceed 10°C (50°F).~~

~~PUBLIC HEALTH REASON~~

~~Milk produced by disease free lactating animals and under clean conditions usually contains relatively few bacteria immediately after milking. These can multiply to enormous numbers in a few hours unless the milk is cooled. However, when the milk is cooled quickly to 7°C (45°F) or less, there is only a slow increase in the numbers of bacteria.~~

~~Usually, the bacteria in milk are harmless, and if this were always true there would be no reason to cool milk, except to delay souring. There is; however, no way for the dairy operator or~~

~~regulating officer to be absolutely sure that no disease bacteria have entered the milk, even though observance of the other Items of this *Ordinance* will greatly reduce this likelihood. The likelihood of transmitting disease is much increased when the milk contains large numbers of disease bacteria. Therefore, it is extremely important for milk to be cooled quickly, so that small numbers of bacteria, which may have entered the milk, will not multiply.~~

~~ADMINISTRATIVE PROCEDURES~~

~~This Item is deemed to be satisfied when:~~

- ~~1. Raw milk for pasteurization, ultra-pasteurization, aseptic processing and packaging or retort processed after packaging shall be cooled to 10°C (50°F) or less within four (4) hours or less, of the commencement of the first milking, and to 7°C (45°F) or less, within two (2) hours after the completion of milking. Provided, that the blend temperature after the first milking and subsequent milkings does not exceed 10°C (50°F).~~
- ~~2. Recirculated cooling water, which is used in plate or tubular coolers and/or heat exchangers, including those systems in which a freezing point depressant is used, is from a safe source and protected from contamination. Such water shall be tested semiannually and shall comply with the Bacteriological Standards of Appendix G. Samples shall be taken under the direction of the Regulatory Agency and examination shall be conducted in a laboratory acceptable to the Regulatory Agency. Recirculated cooling water systems, which become contaminated through repair work or otherwise, shall be properly treated and tested before being returned to use. Freezing point depressants and other chemical additives, when used in recirculating systems, shall be non-toxic under conditions of use. Propylene glycol and all additives shall be either USP Grade, Food Grade or generally recognized as safe (GRAS). To determine if recirculated cooling water samples have been taken at the frequency established in this Item, the interval shall include the designated six (6) month period plus the remaining days of the month in which the sample is due.~~
- ~~3. All farm bulk milk tanks manufactured after January 1, 2000 shall be equipped with an approved temperature recording device.~~
 - ~~a. The temperature recording device shall be operated continuously and be maintained in a properly functioning manner. Circular charts shall not overlap. Electronic records that comply with the applicable provisions of Appendix H., IV and V, with or without hard copy, may be used in place of temperature recording records.~~
 - ~~b. The temperature recording device shall be verified every six (6) months and documented in a manner acceptable to the Regulatory Agency using an accurate (+/- 1°C (2°F)) thermometer that has been calibrated by a traceable standard thermometer, within the past six (6) months, with the results and date recorded and the thermometer being properly identified, or by using a traceable standard thermometer that has been calibrated within the last year.~~
 - ~~c. Temperature recording records shall be maintained on the premises for a period of a minimum of six (6) months and are available for review by the Regulatory Agency. Except that, the electronic storage of required temperature records, with or without hard copy, shall be acceptable, provided the computer and computer generated temperature records are readily available for review by the Regulatory Agency.~~
 - ~~d. The temperature recording device should be installed in an area convenient to the milk storage tank and acceptable to the Regulatory Agency.~~

- ~~e. The temperature recording device sensor shall be located to permit the registering of the temperature of the contents when the tank contains no more than twenty percent (20%) of its calibrated capacity.~~
- ~~f. The temperature recording device shall comply with the current technical specifications for tank recording thermometers.~~
- ~~g. A temperature recording device and/or any other device that meets the intent of these **ADMINISTRATIVE PROCEDURES** and technical specifications and is acceptable to the Regulatory Agency can be used to monitor/record the bulk tank temperature.~~
- ~~h. The temperature recording records shall properly identify the producer, date installed, tank or silo identification, if more than one (1), and signature or initials of the person installing the record.~~

~~ITEM 19r. INSECT AND RODENT CONTROL~~

~~Effective measures shall be taken to prevent the contamination of milk, containers, utensils and equipment by insects and rodents and by chemicals used to control such vermin. Milkhouses shall be free of insects and rodents. Surroundings shall be kept neat, clean and free of conditions, which might harbor or be conducive to the breeding of insects and rodents. Feed shall be stored in such a manner that it will not attract birds, rodents or insects.~~

~~PUBLIC HEALTH REASON~~

~~Proper manure disposal reduces the breeding of flies, which are considered capable of transmitting infection by physical contact or through excreta to milk or milk containers, utensils or equipment. Insects visit unsanitary places, they may carry pathogenic organisms on their bodies and they may carry living bacteria for as long as four (4) weeks within their bodies, and they may pass them on to succeeding generations by infecting their eggs. Effective screening tends to prevent the presence of flies, which are a public health menace. Flies may contaminate the milk with microorganisms, which may multiply and become sufficiently numerous to present a public health hazard. The surroundings of a dairy should be kept neat and clean in order to reduce insect and rodent harborages.~~

~~ADMINISTRATIVE PROCEDURES~~

~~This Item is deemed to be satisfied when:~~

- ~~1. Surroundings are kept neat, clean and free of conditions, which might harbor or be conducive to the breeding of insects and rodents. During fly season, manure shall be spread directly on the fields; or stored for not more than four (4) days in a pile on the ground surface and then spread on the fields; or stored for not more than seven (7) days in an impervious floored bin, or on an impervious curbed platform and then spread; or stored in a tight screened and trapped manure shed; or effectively treated with larvicides; or disposed of in any other manner which controls insect breeding.~~
- ~~2. Manure packs in loafing areas, stables without stanchions, pen stables, resting barns, wandering sheds and free stall housing are properly bedded and managed to prevent insect breeding.~~

- ~~3. Milkhouses are free of insects and rodents.~~
- ~~4. Milkhouses are effectively screened or otherwise protected against the entrance of vermin.~~
- ~~5. Outer milkhouse doors are tight and self-closing. Screen doors shall open outward.~~
- ~~6. Effective measures are taken to prevent the contamination of milk, containers, utensils and equipment by insects and rodents and by chemicals used to control such vermin. Insecticides and rodenticides, not approved for use in the milkhouse, shall not be stored in the milkhouse.~~
- ~~7. Only insecticides and rodenticides approved for use by the Regulatory Agency and/or registered with the EPA are used for insect and rodent control. (Refer to Appendix C. for further information about insect and rodent control.)~~
- ~~8. Insecticides and rodenticides are used only in accordance with the manufacturer's label directions and are used so as to prevent the contamination of milk, milk containers, utensils and equipment, feed and water.~~
- ~~9. Covered boxes, bins or separate storage facilities for ground, chopped or concentrated feeds are provided.~~
- ~~10. Feed may be stored in the milking portion of the barn only in such a manner as will not attract birds, insects or rodents. Open feed dollies or carts may be used for distributing the feed, but not storing feed, in the milking barn. Feed dollies, carts, fully automated feeding systems, or other feed containers may be exempt from the use of covers, provided they do not attract birds, insects, or rodents.~~

~~**NOTE:** Refer to Appendix M. for an inspection form for producer dairy farms, which summarizes the applicable sanitation requirements.~~

~~**STANDARDS FOR GRADE "A" PASTEURIZED, ULTRA-PASTEURIZED, ASEPTICALLY PROCESSED AND PACKAGED LOW-ACID MILK AND/OR MILK PRODUCTS, AND RETORT PROCESSED AFTER PACKAGED LOW-ACID MILK AND/OR MILK PRODUCTS**~~

~~Milk plants shall comply with all Items of this Section. Provided, in the case of milk plants or portions of milk plants that are IMS Listed to produce aseptically processed and packaged low-acid milk and/or milk products and/or retort processed after packaging low-acid milk and/or milk products, the APPS or RPPS, respectively, as defined by this Ordinance, shall be exempt from Items 7p, 10p, 11p, 12p, 13p, 15p, 16p, 17p, 18p, and 19p of this Ordinance and shall comply with the applicable portions of 21 CFR Parts 108, 110 and 113. Those Items, contained within the APPS and RPPS, shall be inspected by FDA or a State Regulatory Agency, when designated by FDA.~~

~~A receiving station shall comply with Items 1p to 15p, inclusive, and 17p, 20p and 22p, except that the partitioning requirement of Item 5p shall not apply.~~

~~A transfer station shall comply with Items 1p, 4p, 6p, 7p, 8p, 9p, 10p, 11p, 12p, 14p, 15p, 17p, 20p and 22p and as climatic and operating conditions require the applicable provisions of Items 2p and 3p. Provided, that in every case, overhead protection shall be provided.~~

~~Facilities for the cleaning and sanitizing of milk tank trucks shall comply with Items 1p, 4p, 6p, 7p, 8p, 9p, 10p, 11p, 12p, 14p, 15p, 20p and 22p and as climatic and operating conditions~~

~~require, the applicable provisions of Items 2p and 3p. Provided, that in every case, overhead protection shall be provided.~~

~~In the case of milk plants, receiving stations and transfer stations, which have HACCP Systems regulated under Appendix K. of this Ordinance, the HACCP System shall address the public health concerns described in this Section in a manner that provides protection equivalent to the requirements in this Section.~~

~~Milk plants that have HACCP Systems, which are regulated under the NCIMS voluntary HACCP Program, shall comply with all of the requirements of Item 16p. Pasteurization, Aseptic Processing and Packaging, and Retort Processed after Packaging of this Ordinance, and pasteurization shall be managed as a critical control point (CCP) as described in Appendix H., VIII. MILK AND MILK PRODUCT CONTINUOUS FLOW (HTST AND HHST) PASTEURIZATION CCP MODEL HACCP PLAN SUMMARY; and MILK AND MILK PRODUCT VAT (BATCH) PASTEURIZATION CCP MODEL HACCP PLAN SUMMARY.~~

~~ITEM 1p. FLOORS CONSTRUCTION~~

~~The floors of all rooms in which milk or milk products are handled, processed, packaged, or stored; or in which milk containers, utensils and/or equipment are washed, shall be constructed of concrete or other equally impervious and easily cleanable material; and shall be smooth, properly sloped, provided with trapped drains and kept in good repair. Provided, that cold-storage rooms used for storing milk and milk products need not be provided with floor drains when the floors are sloped to drain to one (1) or more exits. Provided further, that storage rooms for storing dry ingredients, packaged dry ingredients, packaged dry milk or milk products, and/or packaging materials need not be provided with drains and the floors may be constructed of tightly joined wood.~~

~~PUBLIC HEALTH REASON~~

~~Floors constructed of concrete or other similarly impervious material can be kept clean more easily than floors constructed of wood or other pervious or easily disintegrating material. They will not absorb organic matter and are; therefore, more apt to be kept clean and free of odors. Properly sloped floors facilitate flushing and help to avoid undesirable conditions. Trapping of drains prevents sewer gas from entering the milk plant.~~

~~ADMINISTRATIVE PROCEDURES~~

~~This Item is deemed to be satisfied when:~~

- ~~1. The floors of all rooms in which milk or milk products are handled, processed, packaged, or stored; or in which milk containers, utensils, and/or equipment are washed, are constructed of good quality concrete, or equally impervious tile or brick laid closely with impervious joint material, or metal surfacing with impervious joints, or other material which is the equivalent of good quality concrete. The floors of storage rooms for dry ingredients and/or packaging material may be constructed of tightly joined wood.~~
- ~~2. The floor surface is smooth and sloped, so that there are no pools of standing water after flushing, and the joints between the floor and the walls are impervious.~~

~~3. The floors are provided with trapped drains. Cold storage rooms used for storing milk and/or milk products need not be provided with floor drains when the floors are sloped to drain to one (1) or more exits. Storage rooms for dry ingredients, dry packaged milk and/or milk products, aseptically processed and packaged low acid milk and/or milk products and/or packaging materials, and retort processed after packaged low acid milk and/or milk products and/or packaging materials are not required to be provided with drains.~~

~~**NOTE:** Refer to Item 11p for requirements for floors of drying chambers.~~

~~**ITEM 2p. WALLS AND CEILINGS - CONSTRUCTION**~~

~~Walls and ceilings of rooms in which milk or milk products are handled, processed, packaged, or stored; or in which milk containers, utensils and/or equipment are washed, shall have a smooth, washable, light colored surface and be in good repair.~~

~~**PUBLIC HEALTH REASON**~~

~~Properly finished walls and ceilings are more easily kept clean and are; therefore, more apt to be kept clean. A light colored finish aids in the even distribution of light and the detection of unclean conditions.~~

~~**ADMINISTRATIVE PROCEDURES**~~

~~This Item is deemed to be satisfied when:~~

- ~~1. Walls and ceilings are finished with smooth, washable, light colored impervious materials.~~
- ~~2. Walls, partitions, windows and ceilings are kept in good repair.~~

~~**NOTE:** Refer to Item 11p for requirements for walls for drying chambers. Storage rooms used for the storage of packaged dry milk and/or milk products, aseptically processed and packaged low acid milk and/or milk products, and retort processed after packaged low acid milk and/or milk products are exempt from the ceiling requirements of this Item.~~

~~**ITEM 3p. DOORS AND WINDOWS**~~

~~Effective means shall be provided to prevent the access of insects and rodents. All openings to the outside shall have solid doors or glazed windows, which shall be closed during dusty weather.~~

~~**PUBLIC HEALTH REASON**~~

~~Freedom from insects in the milk plant reduces the likelihood of contamination of the milk or milk product. (Refer to Item 7r Public Health Reason for information on disease transmission by flies.)~~

~~ADMINISTRATIVE PROCEDURES~~

~~This item is deemed to be satisfied when:~~

- ~~1. All openings to the outer air are effectively protected by:
 - ~~a. Screening; or~~
 - ~~b. Effective electric screen panels; or~~
 - ~~c. Fans or air curtains which provide sufficient air velocity so as to prevent the entrance of insects; or~~
 - ~~d. Properly constructed flaps where it is impractical to use self closing doors or air curtains; or~~
 - ~~e. Any effective combination of a, b, c, or d or by any other method which prevents the entrance of insects.~~~~
- ~~2. All outer doors are tight and self closing. Screen doors shall open outward.~~
- ~~3. All outer openings are rodent proofed to the extent necessary to prevent the entry of rodents.~~

~~**NOTE:** The evidence of insects and/or rodents in the milk plant shall be considered under Item 9p.~~

~~ITEM 4p. LIGHTING AND VENTILATION~~

~~All rooms in which milk or milk products are handled, processed, packaged, or stored; or in which milk containers, utensils and/or equipment are washed shall be well lighted and well ventilated.~~

~~PUBLIC HEALTH REASON~~

~~Ample light promotes cleanliness. Proper ventilation reduces odors and prevents condensation upon interior surfaces.~~

~~ADMINISTRATIVE PROCEDURES~~

~~This Item is deemed to be satisfied when:~~

- ~~1. Adequate light sources are provided (natural, artificial or a combination of both) which furnish at least twenty (20) foot candles (220 lux) of light in all working areas. This shall apply to all rooms where milk or milk products are handled, processed, packaged, or stored; or where containers, utensils and/or equipment are washed. Dry storage and cold storage rooms shall be provided with at least five (5) foot candles (55 lux) of light.~~
- ~~2. Ventilation in all rooms is sufficient to keep them reasonably free of odors and excessive condensation on equipment, walls and ceilings.~~
- ~~3. Pressurized ventilating systems, if used, have a filtered air intake.~~
- ~~4. For milk plants that condense and/or dry milk or milk products, ventilating systems in packaging rooms, where used, are separate systems and where possible have the ducts installed in a vertical position.~~

~~ITEM 5p. SEPARATE ROOMS~~

~~There shall be separate rooms for:~~

- ~~1. The pasteurizing, processing, cooling, reconstitution, condensing, drying and packaging of milk and milk products.~~
- ~~2. Packaging of dry milk or milk products.~~
- ~~3. The cleaning of milk cans and containers, bottles, cases and dry milk or milk product containers.~~
- ~~4. The fabrication of containers and closures for milk and/or milk products, except for aseptically processed and packaged low-acid milk and/or milk products and/or retort processed after packaging low-acid milk and/or milk products in which the containers and closures are fabricated within the APPS or RPPS, respectively.~~
- ~~5. Cleaning and sanitizing facilities for milk tank trucks in milk plants receiving milk or whey in such tanks.~~
- ~~6. Receiving cans of milk and milk products in milk plants receiving such cans.~~

~~Rooms in which milk or milk products are handled, processed, stored, condensed, dried and packaged, or in which containers, utensils and/or equipment are washed or stored, shall not open directly into any stable or any room used for domestic purposes. All rooms shall be of sufficient size for their intended purposes.~~

~~Designated areas or rooms shall be provided for the receiving, handling and storage of returned packaged milk and milk products.~~

~~PUBLIC HEALTH REASON~~

~~If the washing and sanitization of containers are conducted in the same room in which the pasteurizing, processing, cooling, condensing, drying or packaging is done, there is opportunity for the pasteurized product to become contaminated. For this reason, separate rooms are required as indicated. The unloading of cans of raw milk directly into the pasteurizing room is apt to increase the prevalence of insects therein, as well as to render it too public.~~

~~ADMINISTRATIVE PROCEDURES⁷~~

~~This Item is deemed to be satisfied when:~~

- ~~1. Pasteurizing, processing, reconstitution, cooling, condensing, drying and packaging of milk and milk products are conducted in a single room(s), but not in the same room(s) used for the cleaning of milk cans, portable storage bins, bottles and cases, or the unloading and/or cleaning and sanitizing of milk tank trucks, provided that these rooms may be separated by solid partitioning doors that are kept closed. Provided further, that cooling, plate or tubular, may be done in the room where milk tank trucks are unloaded and/or cleaned and sanitized. Separation/clarification of raw milk may be done in an enclosed room where milk tank trucks are unloaded and/or cleaned and sanitized.~~

NOTE: ~~Packaging of dry milk or milk products shall be conducted in a separate room.~~

- ~~2. All returned packaged milk and milk products, which have physically left the premises of the processing milk plant, shall be received, handled and stored in separate areas or rooms isolated from the Grade "A" dairy operations. Such separate areas or rooms shall be clearly defined and marked for such use.~~
- ~~3. All bulk milk and milk product storage tanks are vented into a room used for pasteurization, processing, cooling or packaging operations or into a storage tank gallery room. Provided, that vents located elsewhere, which are adequately equipped with air filters so as to preclude the contamination of the milk or milk product shall be considered satisfactory.~~
- ~~4. Facilities for the cleaning and sanitizing of milk tank trucks are properly equipped for manual and/or CIP operations. When such facilities are not provided on the milk plant premises, these operations shall be performed at a receiving station, transfer station or separate milk tank truck cleaning facility. Items relating to facilities for cleaning and sanitizing milk tank trucks are listed at the beginning of this Section.~~
- ~~5. Rooms in which milk or milk products are handled, processed or stored; or in which milk containers, utensils and/or equipment are washed or stored, do not open directly into any stable or any room used for domestic purposes.~~
- ~~6. All rooms shall be of sufficient size for their intended purposes.~~

~~ITEM 6p. TOILET SEWAGE DISPOSAL FACILITIES~~

~~Every milk plant shall be provided with toilet facilities conforming to the regulations of the ... of ...[†] Toilet rooms shall not open directly into any room in which milk and/or milk products are processed. Toilet rooms shall be completely enclosed and shall have tight fitting, self-closing doors. Dressing rooms, toilet rooms and fixtures shall be kept in a clean condition, in good repair and shall be well ventilated and well lighted. Sewage and other liquid wastes shall be disposed of in a sanitary manner.~~

~~PUBLIC HEALTH REASON~~

~~Human excreta are potentially dangerous and shall be disposed of in a sanitary manner. The organisms causing typhoid fever, para typhoid fever and dysentery may be present in the body discharges of active cases or carriers. Sanitary toilet facilities are necessary to protect the milk or milk product, containers, utensils and equipment from fecal contamination, which may be carried by insects, hands or clothing. When the toilet facilities are of a satisfactory type, are kept clean and are in good repair, the opportunities for the spread of contamination by the above means are minimized. The provision of an intervening room or vestibule between the toilet room and any room in which milk or milk products are processed, condensed or dried makes it less likely that contaminated insects will enter these rooms. It will also minimize the spread of odors. The wastes resulting from the cleaning and rinsing of containers, utensils, equipment and floors, from flush toilets, and from washing facilities, should be properly disposed of so as not to contaminate the milk containers, utensils or equipment, or to create a nuisance or a public health hazard.~~

~~ADMINISTRATIVE PROCEDURES~~

~~This Item is deemed to be satisfied when:~~

- ~~1. The milk plant is provided with toilet facilities conforming to the regulations of the ... of ...¹~~
- ~~2. Toilet rooms do not open directly into any room in which milk and/or milk products are processed, condensed or dried.~~
- ~~3. Toilet rooms are completely enclosed and have tight fitting, self closing doors.~~
- ~~4. Dressing rooms, toilet rooms and fixtures are kept in a clean condition, in good repair and are well ventilated and well lighted.~~
- ~~5. Toilet tissue and easily cleanable covered waste receptacles are provided in toilet rooms.~~
- ~~6. All plumbing is installed to meet the applicable provisions of the State or local plumbing code.~~
- ~~7. Sewage and other liquid wastes are disposed of in a sanitary manner.~~
- ~~8. Non-water-carried sewage disposal facilities are not used.~~

~~ITEM 7p. WATER SUPPLY~~

~~Water for milk plant purposes shall be from a supply properly located, protected and operated and shall be easily accessible, adequate and of a safe, sanitary quality.~~

~~PUBLIC HEALTH REASON~~

~~The water supply should be accessible in order to encourage its use in cleaning operations; it should be adequate so that cleaning and rinsing may be thorough; and it should be of a safe, sanitary quality in order to avoid the contamination of containers, utensils and equipment.~~

~~ADMINISTRATIVE PROCEDURES⁸~~

~~This Item is deemed to be satisfied when:~~

- ~~1. Water for milk plant purposes is from an adequate supply, properly located, protected and operated. It shall be easily accessible and of a safe, sanitary quality.~~
- ~~2. The water supply is approved as safe by the applicable Government Water Control Authority and, in the case of individual water systems, complies with the specification outlined in Appendix D. and the Bacteriological Standards outlined in Appendix G.~~
- ~~3. There is no cross connection between the safe water supply and any unsafe or questionable water supply, or any source of pollution through which the safe water supply might become contaminated. A connection between the water supply piping and a make-up tank, such as for cooling or condensing, unless protected by an air gap or effective backflow preventer, constitutes a violation of this requirement. An approved air gap is defined as the unobstructed vertical distance through the free atmosphere of at least twice the diameter of the largest incoming water supply pipe or faucet to the flood level of the vessel or receptacle. The distance of the air gap is to be measured from the bottom of the potable inlet supply pipe or faucet to the top of the effective overflow, i.e., flood level rim or internal overflow, of the vessel. In no case, may the effective air gap be less than 2.54 centimeter (1 inch).~~
- ~~4. All containers and tanks used in the transportation of water are sealed and protected from possible contamination. These containers and tanks shall be subjected to a thorough cleaning and a bacteriological treatment prior to filling with potable water to be used at the milk plant. To minimize the possibility of contamination of the water during its transfer from the potable tanks~~

~~to the elevated or groundwater storage at the milk plant, a suitable pump, hose and fittings shall be provided. When the pump, hose and fittings are not being used, the outlets shall be capped and stored in a suitable dust proof enclosure so as to prevent their contamination. The storage tank at the milk plant shall be constructed of impervious material; provided with a dust and rainproof cover; and also provided with an approved vent and roof hatch. All new reservoirs or reservoirs which have been cleaned shall be disinfected prior to placing them into service. (Refer to Appendix D.)~~

~~5. Condensing water for milk or milk product evaporators, and water used to produce vacuum and/or to condense vapors in vacuum heat processing equipment, is from a source complying with Item 2 above. Provided, that when approved by the Regulatory Agency, water from sources not complying with Item 2 above, may be used when the evaporator or vacuum heat equipment is constructed and operated to preclude contamination of such equipment, or its contents, by condensing water or by water used to produce vacuum. Means of preventing such contamination are:~~

~~a. Use of a surface type condenser in which the condensing water is physically separated from the vapors and condensate; or~~

~~b. Use of reliable safeguards to prevent the overflow of condensing water from the condenser into the evaporator. Such safeguards include a barometric leg extending at least thirty five (35) feet vertically from the invert of the outgoing condensing water line to the free level at which the leg discharges, or a safety shutoff valve, located on the water feed line to the condenser, automatically actuated by a control which shall shut off the in-flowing water when the water level rises above a predetermined point in the condenser. This valve may be actuated by water, air or electricity, and shall be designed so that failure of the primary motivating power shall automatically stop the flow of water into the condenser.~~

~~6. Condensing water for milk or milk product evaporators, complying with Item 2 above, and water reclaimed from milk or milk products may be reused when all necessary means of protection are afforded and it complies with the procedures outlined in Appendix D., V.~~

~~7. New individual water supplies and water supply systems, which have been repaired or otherwise become contaminated, are disinfected before being placed in use. (Refer to Appendix D.) The supply shall be made free of the disinfectant by pumping to waste before any sample for bacteriological testing shall be collected.~~

~~8. Samples for bacteriological testing of individual water supplies are taken upon the initial approval of the physical structure; each six (6) months thereafter; and when any repair or alteration of the water supply system has been made. Provided, that when water is hauled to the milk plant, such water shall be sampled for bacteriological examination at the point of use and submitted to an official laboratory at least four (4) times in separate months during any consecutive six (6) months. Samples shall be taken by the Regulatory Agency and examinations shall be conducted in an official laboratory. To determine if water samples have been taken at the frequency established in this Item, the interval shall include the designated six (6) month period plus the remaining days of the month in which the sample is due.~~

~~9. Current records of water test results are retained on file with the Regulatory Agency or as the Regulatory Agency directs.~~

~~10. A potable water supply, which meets the criteria of this Section, may be connected to the product feed line of a steam vacuum evaporator, provided that the water supply is protected at the point of connection by an approved backflow prevention device.~~

~~11. Water supply piping connected to raw or pasteurized milk or milk product lines or vessels shall be protected with an effective backflow preventer.~~

~~**NOTE:** Refer to Item 15p.(A), **ADMINISTRATIVE PROCEDURES**, for additional requirements involving the protection of milk and milk products.~~

~~**ITEM 8p. HANDWASHING FACILITIES**~~

~~Convenient handwashing facilities shall be provided, including hot and cold and/or warm running water, soap and individual sanitary towels or other approved hand-drying devices. Handwashing facilities shall be kept in a clean condition and in good repair.~~

~~**PUBLIC HEALTH REASON**~~

~~Proper use of handwashing facilities is essential to personal cleanliness and reduces the likelihood of contamination of milk and milk products.~~

~~**ADMINISTRATIVE PROCEDURES**~~

~~This Item is deemed to be satisfied when:~~

- ~~1. Convenient handwashing facilities are provided, including hot and cold and/or warm running water, soap and individual sanitary towels or other approved hand-drying devices.~~
- ~~2. Handwashing facilities are convenient to all toilets and to all rooms in which milk plant operations are conducted.~~
- ~~3. Handwashing facilities are kept in a clean condition and in good repair.~~
- ~~4. Steam-water mixing valves and vats for washing bottles, cans and similar equipment are not used as handwashing facilities.~~

~~**ITEM 9p. MILK PLANT CLEANLINESS**~~

~~All rooms in which milk and milk products are handled, processed or stored; or in which containers, utensils and/or equipment are washed or stored, shall be kept clean, neat and free of evidence of insects and rodents. Only equipment directly related to processing operations or the handling of containers, utensils and equipment shall be permitted in the pasteurizing, processing, cooling, condensing, drying, packaging, and bulk milk or milk product storage rooms.~~

~~**PUBLIC HEALTH REASON**~~

~~Clean floors, free of litter, clean walls, ceilings and all other areas of the milk plant are conducive to clean milk and milk product handling operations. Cleanliness and freedom from insects and rodents reduces the likelihood of contamination of the milk or milk product. Excess or unused equipment or equipment not directly related to the milk plant operations can be detrimental to the cleanliness of the milk plant.~~

~~ADMINISTRATIVE PROCEDURES~~

~~This Item is deemed to be satisfied when:~~

- ~~1. Only equipment directly related to processing operations or the handling of containers, utensils and equipment is permitted in the pasteurizing, processing, cooling, condensing, drying, packaging, and bulk milk or milk product storage rooms.~~
- ~~2. All piping, floors, walls, ceilings, fans, shelves, tables and the non-product contact surfaces of other facilities and equipment are clean.~~
- ~~3. No trash, solid waste or waste dry product is stored within the milk plant, except in covered containers. Waste containers at the packaging machine or bottle washer may be uncovered during the operation of such equipment.~~
- ~~4. All rooms in which milk and milk products are handled, processed or stored; or in which containers, utensils, and/or equipment are washed or stored, are kept clean, neat and free of evidence of insects and rodents.~~
- ~~5. Excessive product dust shall be kept under effective control by the use of exhaust and collective systems designed for in-plant dust control. Tailings and materials collected from exhaust collective systems shall not be used for human consumption.~~

~~ITEM 10p. SANITARY PIPING~~

~~All sanitary piping, fittings and connections which are exposed to milk and milk products or from which liquids may drip, drain or be drawn into milk and milk products shall consist of smooth, impervious, corrosion-resistant, non-toxic, easily cleanable material, which is approved for milk product contact surfaces. All piping shall be in good repair. Pasteurized milk and milk products shall be conducted from one piece of equipment to another only through sanitary piping.⁹~~

~~PUBLIC HEALTH REASON~~

~~Milk piping and fittings are sometimes so designed as to be difficult to clean, or they may be constructed of metal, which corrodes easily. In either case, it is unlikely that they will be kept clean. Sanitary milk piping is a term, which applies to properly designed and properly constructed piping. The purpose of the third sentence is to prevent exposure of the pasteurized milk or milk product to contamination.~~

~~ADMINISTRATIVE PROCEDURES~~

~~This Item is deemed to be satisfied when:~~

- ~~1. All sanitary piping, fittings and connections, which are exposed to milk or milk products or from which liquids may drip, drain or be drawn into milk or milk products, consist of smooth, impervious, corrosion-resistant, non-toxic, easily cleanable material.~~
- ~~2. All sanitary piping, connections and fittings consist of:~~
 - ~~a. Stainless steel of the AISI 300 series; or~~
 - ~~b. Equally corrosion-resistant metal which is non-toxic and nonabsorbent; or~~

- ~~e. Heat resistant glass; or~~
- ~~d. Plastic, or rubber and rubber-like materials which are relatively inert, resistant to scratching, scoring, decomposition, crazing, chipping and distortion under normal use conditions; are non-toxic, fat resistant, relatively nonabsorbent; which do not impart flavor or odor to the milk or milk product; and which maintain their original properties under repeated use conditions, may be used for gaskets, sealing applications and for short flexible takedown jumpers or connections where flexibility is required for essential or functional reasons.~~
- ~~3. Sanitary piping, fittings and connections are designed to permit easy cleaning; kept in good repair; free of breaks or corrosion; and contain no dead ends of piping in which milk or milk product may collect.~~
- ~~4. All interior surfaces of demountable piping, including valves, fittings and connections are designed, constructed and installed to permit inspection and drainage.~~
- ~~5. All CIP cleaned milk pipelines and return solution lines are rigid, self draining and so supported to maintain uniform slope and alignment. Return solution lines shall be constructed of material meeting the specifications of Item 2 above. If gaskets are used, they shall be self positioning, of material meeting the specifications outlined in Item 2 above and designed, finished and applied to form a smooth, flush interior surface. If gaskets are not used, all fittings shall have self positioning faces designed to form a smooth, flush interior surface. All interior surfaces of welded joints in pipelines shall be smooth and free from pits, cracks or inclusions. In the case of welded lines, all welds shall be inspected as they are made and such welds shall be approved by the Regulatory Agency.~~
- ~~Each cleaning circuit shall have access points for inspection in addition to the entrances and exits. These may be valves, removable sections, fittings or other means or combinations that are adequate for the inspection of the interior of the line. These access points shall be located at sufficient intervals to determine the general condition of the interior surfaces of the pipeline.~~
- ~~Detailed plans for welded pipeline systems shall be submitted to the Regulatory Agency for written approval prior to installation. No alteration or addition shall be made to any welded milk pipeline system without prior written approval from the Regulatory Agency.~~
- ~~6. Pasteurized milk and milk products are conducted from one piece of equipment to another only through sanitary milk piping.~~
- ~~7. For milk plants that dry milk or milk products, because of the high pressure required to obtain proper dispersal of the product in the drying chamber, the pipeline between the high-pressure pump and the dryer nozzle may be connected with pressure tight threaded fittings, or may be welded.~~

~~ITEM 11p. CONSTRUCTION AND REPAIR OF CONTAINERS AND EQUIPMENT~~

~~All multi use containers and equipment that milk and milk products come into contact with shall be of smooth, impervious, corrosion resistant, non-toxic material; shall be constructed for ease of cleaning; and shall be kept in good repair. All single service containers, closures, gaskets and other articles that milk and milk products come in contact with shall be non-toxic and shall have been manufactured, packaged, transported and handled in a sanitary manner. Articles intended for single service use shall not be reused.~~

~~PUBLIC HEALTH REASON~~

~~When equipment is not constructed and located so that it can be cleaned easily, and is not kept in good repair, it is unlikely that it will be properly cleaned.~~

~~Single service articles, which have not been manufactured and handled in a sanitary manner, may contaminate the milk or milk product.~~

~~ADMINISTRATIVE PROCEDURES~~

~~This Item is deemed to be satisfied when:~~

- ~~1. All multi-use containers and equipment that milk and milk products come into contact with are of smooth, impervious, corrosion-resistant and non-toxic material.~~
- ~~2. All milk and milk product contact surfaces of multi-use containers and equipment consist of:~~
 - ~~a. Stainless steel of the AISI 300 series; or~~
 - ~~b. Equally corrosion-resistant metal which is non-toxic and nonabsorbent; or~~
 - ~~c. Heat-resistant glass; or~~
 - ~~d. Plastic or rubber and rubber-like materials which are relatively inert, resistant to scratching, scoring, decomposition, crazing, chipping and distortion under normal use conditions; which are non-toxic, fat-resistant, relatively nonabsorbent and do not impart flavor or odor to the milk or milk product; and which maintain their original properties under repeated use conditions.~~
- ~~3. All joints in containers, utensils and equipment are flush and finished as smooth as adjoining surfaces, or if the surface is vitreous, it shall be continuous. Tile floors are not acceptable in dryers. Joints on equipment coming in contact with dry milk or milk products only or used for hot air piping may be sealed by other acceptable means. Where a rotating shaft is inserted through a surface with which milk or milk products come into contact, the joint between the moving and stationary surfaces shall be close-fitting. Grease and oil from gears, bearings, and cables shall be kept out of the milk and milk products. Where a thermometer or temperature-sensing element is inserted through a surface, with which milk or milk products come into contact, a pressure-tight seal shall be provided ahead of all threads and crevices.~~
- ~~4. All openings in covers of tanks, vats, separators, etc. are protected by raised edges, or otherwise, to prevent the entrance of surface drainage. Condensation-diverting aprons shall be provided as close to the tank or vat as possible on all pipes, thermometers, or temperature-sensing elements and other equipment extending into a tank, bowl, vat or similar equipment, unless a watertight joint is provided.~~
- ~~5. All surfaces with which milk or milk products come into contact, except pneumatic ducts and cyclonic or air separator collectors, are easily accessible or demountable for manual cleaning or are designed for CIP cleaning. Provided, that flexible plastic or rubber tanker loading and unloading hoses with screw-type hose clamps shall be considered in compliance, if an appropriate screwdriver or tool is readily available for disassembly. All product-contact surfaces shall be readily accessible for inspection and shall be self-draining.~~
- ~~6. There are no threads used in contact with milk or milk products except where needed for functional and safety reasons, such as in clarifiers, pumps and separators. Such threads shall be of a sanitary type, except those used on high-pressure lines between the high-pressure pump and the dryer nozzle.~~

~~7. All multi-use containers and other equipment have rounded corners; are in good repair; and free from breaks, crevices and corrosion. Milk cans shall have umbrella-type covers.~~

~~8. Strainers, if used, are of perforated metal design and so constructed as to utilize single-service strainer media. Multiple-use, woven material shall not be used for straining milk. Provided, that when required for functional reasons inherent to the production of certain milk products, such as buttermilk, whey, dry whey, and dry milk products, woven material may be used where it is impractical to use perforated metal. However, woven material parts shall be CIP cleaned by such methods that thoroughly clean the woven material and do not contaminate the product.~~

~~9. Sifters for dry milk products are so constructed as to utilize single-service or multi-service use-strainer media conforming with:~~

~~a. Plastic materials listed in 2.d. above; or~~

~~b. Woven stainless steel wire conforming to 2.a. above; or~~

~~c. Cotton, linen, silk, or synthetic fibers which are non-toxic, relatively insoluble, easily cleanable and do not impart a flavor to the product.~~

~~Tailings shall be continuously discharged from sifters through dust-tight connections to an enclosed container and shall not be used for human consumption.~~

~~10. All single-service containers, closures, gaskets and other articles that milk or milk products come in contact with are non-toxic.~~

~~11. The manufacture, packing, transportation and handling of single-service containers, closures, caps, gaskets and similar articles comply with the requirements of Appendix J. Standards for the Fabrication of Single-Service Containers and Closures for Milk and Milk Products. Provided that all paper, plastics, foil, adhesives, and other components of containers used in the packaging of milk and/or milk products that have been condensed and/or dried shall be free from deleterious substances and comply with the requirements of the FFD&CA.~~

~~Inspections and tests shall be made by the Regulatory Agency or any Agency authorized by them.~~

NOTE: ~~The option for "Inspections and tests" as cited in 11. above, shall only be made by a TPC authorized under the ICP.~~

~~12. Provided that all paper, plastics, foil, adhesives, and other components of containers and closures used in the packaging of milk and/or milk products that have been aseptically processed and packaged or retort-processed after packaging are governed under the applicable provisions of 21 CFR Parts 110 and 113 and shall not be subject to this Item.~~

NOTE: ~~3-A Sanitary Standards and Accepted Practices for dairy equipment are developed by 3-A SSI. 3-A SSI is comprised of equipment fabricators, processors, and regulatory sanitarians, which include State milk regulatory officials, USDA Agricultural Marketing Service Dairy Programs, the USPHS/FDA CFSAN/MST, academic representatives and others.~~

~~Equipment manufactured in conformity with 3-A Sanitary Standards and Accepted Practices complies with the sanitary design and construction standards of this Ordinance. For equipment not displaying the 3-A Symbol, the 3-A Sanitary Standards and Accepted Practices may be used by Regulatory Agencies as guidance in determining compliance with this Section.~~

~~ITEM 12p. CLEANING AND SANITIZING OF CONTAINERS AND EQUIPMENT~~

~~The product contact surfaces of all multi-use containers, utensils and equipment used in the transportation, processing, condensing, drying, packaging, handling, and storage of milk or milk products shall be effectively cleaned and shall be sanitized before each use. Provided, that cloth collector systems used on dryers shall be cleaned and sanitized or purged at intervals and by methods recommended by the manufacturer and approved by the Regulatory Agency.~~

~~PUBLIC HEALTH REASON~~

~~Milk and milk products cannot be kept clean and safe, if permitted to come into contact with containers, utensils and equipment that have not been properly cleaned and sanitized.~~

~~ADMINISTRATIVE PROCEDURES~~

~~This Item is deemed to be satisfied when:~~

~~1. All multi-use containers and utensils are thoroughly cleaned after each use and all equipment is thoroughly cleaned at least once each day used, unless the Regulatory Agency has reviewed and accepted information, in consultation with FDA, supporting the cleaning of multi-use containers and utensils at frequencies extending beyond one (1) day or seventy two (72) hours in the case of storage tanks, or forty four (44) hours in the case of evaporators, which are continuously operated. Supporting information shall be submitted to and approved by the Regulatory Agency prior to initiating the qualification period if required. Finished product produced during an extended run shall meet all applicable requirements of Section 7 of this Ordinance. Any significant equipment or processing changes shall be communicated to the Regulatory Agency, and may result in a re-verification of the extended run proposal, if it is determined that the change could potentially affect the safety of the finished milk and/or milk product(s).~~

~~The supporting information may include but is not limited to:~~

- ~~a. Statement of proposal, including desired cleaning frequency.~~
- ~~b. Product and equipment description.~~
- ~~c. Intended use and consumers.~~
- ~~d. Distribution and storage temperatures of product.~~
- ~~e. Diagram of process of interest.~~
- ~~f. Process parameters, including temperature and times.~~
- ~~g. Hazard evaluation and safety assessment.~~
- ~~h. Review of equipment for sanitary design.~~
- ~~i. When indicated by a hazard evaluation and safety assessment, a plan for initial qualification shall be developed to address identified critical process parameters.~~

~~Otherwise, storage tanks shall be cleaned when emptied and shall be emptied at least every seventy two (72) hours. Records shall be available to verify that milk storage in these tanks does not exceed seventy two (72) hours. These records shall be available for at least the previous three (3) months or from the time of the last regulatory inspection, whichever is longer. In the case of pasteurized storage tanks, which are CIP cleaned at intervals of less than seventy two (72) hours, the CIP cleaning records required under Item 2.b. of this Section shall be considered~~

~~adequate. Storage tanks, which are used to store raw milk and/or milk products or heat-treated milk products longer than twenty-four (24) hours and silo tanks used for the storage of raw milk and/or milk products or heat-treated milk products, shall be equipped with a seven (7) day temperature-recording device complying with the specifications of Appendix H., IV. Electronic records that comply with the applicable provisions of Appendix H., IV and V, with or without hard-copy, may be used in place of the seven (7) day temperature-recording records. Otherwise provided, evaporators shall be cleaned at the end of a continuous operation, not to exceed forty-four (44) hours, and records shall be available to verify that the operation time does not exceed forty-four (44) hours.~~

~~Drying equipment, cloth collector systems, packaging equipment and multi-use dry milk products and dry whey storage containers are cleaned at intervals and by methods recommended by the manufacturer and approved by the Regulatory Agency. Such methods may include cleaning without water by use of vacuum cleaners, brushes, or scrapers. After cleaning, such equipment is sanitized by a method approved by the Regulatory Agency. Cloth collector systems and all dry product contact surfaces downstream from the dryer shall be sanitized or purged at intervals and by methods recommended by the manufacturer and approved by the Regulatory Agency. Storage bins used to transport dry milk or milk products shall be dry cleaned after each usage and washed and sanitized at regular intervals.~~

~~**NOTE:** Appendix F. contains additional information on dry cleaning of drying equipment, packaging equipment, and dry milk product and dry whey storage containers.~~

~~All milk tank trucks that transport Grade "A" milk and/or milk products, shall be washed and sanitized at a permitted milk plant, receiving station, transfer station, or milk tank truck cleaning facility. The milk tank truck shall be cleaned and sanitized prior to its first use. When the time elapsed after cleaning and sanitizing, and before its first use, exceeds ninety-six (96) hours the tank shall be re-sanitized.~~

~~**NOTE:** Appendix B. contains additional information on the cleaning and sanitizing requirements for milk tank trucks.~~

~~Whenever a milk tank truck has been cleaned and sanitized, as required by the Regulatory Agency, it shall bear a tag or a record shall be made showing the date, time, place and signature or initials of the employee or contract operator doing the work, unless the milk tank truck delivers to only one (1) receiving facility where responsibility for cleaning and sanitizing can be definitely established without tagging. The tag shall be removed at the location where the milk tank truck is next washed and sanitized and kept on file for fifteen (15) days as directed by the Regulatory Agency.~~

- ~~2. Pipelines and/or equipment designed for CIP cleaning meet the following requirements:~~
 - ~~a. An effective cleaning and sanitizing regimen for each separate cleaning circuit shall be followed.~~
 - ~~b. A temperature-recording device, complying with the specifications in Appendix H., IV, or a recording device which provides sufficient information to adequately evaluate the cleaning and sanitizing regimen and which is approved by the Regulatory Agency, shall be installed in the return solution line or other appropriate area to record the temperature and time which the line or equipment is exposed to cleaning and sanitizing solutions. Optionally, time may be~~

~~identified in military time (24 hour clock). Electronic records that comply with the applicable provisions of Appendix H., IV and V, with or without hard copy, may be used in place of the cleaning records described above. For purposes of this Section, recording devices which produce records not meeting the specifications of Appendix H., IV may be acceptable if:~~

~~(1) The temperature recording device provides a continuous record of the monitoring of the cleaning cycle time and temperature, cleaning solution velocity or cleaning pump operation and the presence or strength of cleaning chemicals for each cleaning cycle.~~

~~(2) The record shows a typical pattern of each circuit cleaned, so that changes in the cleaning regimen may be readily detected.~~

~~(3) Electronic storage of required cleaning records, with or without hard copy printouts, may be acceptable, provided, the electronically generated records are readily available for review by the Regulatory Agency. Electronic records shall meet the criteria of this Section and Appendix H., V. Except that, electronic storage of required cleaning records, with or without hard copy, shall be acceptable, provided the computer and computer generated records are readily available for review by the Regulatory Agency and meet the criteria of this Section and 21 CFR Part 11.~~

~~c. Cleaning charts and electronically stored records required by this Section shall be identified, dated and retained for three (3) months or until the next regulatory inspection, whichever is longer.~~

~~d. During each official inspection, the Regulatory Agency shall examine charts and records to verify the cleaning regimens.~~

~~3. Milk plants in which containers are washed manually are equipped with a two (2)-compartment wash and rinse vat for this purpose. Such milk plants shall also provide a steam cabinet or individual steam jet plate with hood for sanitizing of cleaned containers, or if sanitizing is done with chemicals, a third treatment vat.~~

~~4. In milk plants utilizing automatic bottle washers, such washers shall provide for bactericidal treatment by means of steam, hot water or chemical treatment. In soaker type bottle washers, in which bactericidal treatment depends upon the causticity of the washing solution, the caustic strength for a given soaking time and temperature shall be as specified in the following table, which lists the combinations of causticity, time and temperature, of equal bactericidal value, for the soaker tank of soaker type bottle washers:~~

~~**Table 2. Combination of Causticity, Time and Temperature, of Equal Bactericidal Value, for the Soaker Tank of Soaker-Type Bottle Washers**
(Based on National Soft Drink Association (NSDA) Specification for Beverage Bottles)~~

		Temperature, Degrees						
		C	77	71	66	60	54	49
		F	170	160	150	140	130	120
		Time in Minutes		Concentration of NaOH (percent)				
	3	0.57	0.86	1.28	1.91	2.86	4.27	6.39
	5	0.43	0.64	0.96	1.43	2.16	3.22	4.80
	7	0.36	0.53	0.80	1.19	1.78	2.66	3.98

NOTE: ~~The NSDA, Washington, D.C. 20036 alkali test, the NSDA caustic test, or other suitable test may be used to determine the strength of the soaker solution. The caustic strength shall be tested monthly by the Regulatory Agency.~~

~~When caustic is so used, subsequent final rinsing of the bottles shall be with water, which has been treated with heat or chemicals to assure freedom from viable pathogenic or otherwise harmful organisms, to prevent recontamination of the treated bottle during the rinsing operation.~~

~~5. All multi use containers, utensils and equipment are sanitized before use, employing one or a combination of the methods prescribed under Item 11r. Additionally, for milk plants that condense or dry milk or milk products the following methods are acceptable, or any other method, which has been demonstrated to be equally efficient:~~

- ~~a. Exposure to an enclosed jet of steam for not less than 1 minute.~~
- ~~b. Exposure to hot air at a temperature of at least 83°C (180°F) for at least twenty (20) minutes as measured by an acceptable indicating thermometer located in the coldest zone.~~

~~Assembled equipment shall be sanitized prior to each day's run, unless FDA and the Regulatory Agency have reviewed and accepted information supporting the sanitizing of multi-use containers, utensils and equipment at frequencies extending beyond one (1) day. Tests to determine the efficiency of sanitization should be made by the Regulatory Agency at intervals sufficient to satisfy the Regulatory Agency that the sanitization process is effective.~~

~~For milk plants that dry milk or milk products, higher temperatures and longer periods may be necessary for the sanitization of high-pressure lines. It has been demonstrated that alkaline cleaners at 72°C (160°F) for thirty (30) minutes, followed by an acid cleaner for thirty (30) minutes at the same temperature, produce satisfactory results. Studies have indicated that effective sanitization of the dryer may be accomplished by the following procedure:~~

- ~~a. Operate the spray nozzles with water at a temperature and rates at least as high as those employed during the drying operation.~~
- ~~b. Adjust airflow to give at least 0.5 inch (water) pressure in the drying chamber.~~
- ~~c. Continue the operation for twenty (20) minutes while a temperature of not less than 85°C (185°F) is being registered at the discharge from the dryer.~~

~~Portions of the drying system not reached by this treatment or dryers in which this procedure is not practical shall be treated by one of the methods prescribed above, or by other methods of demonstrated effectiveness.~~

- ~~6. a. The residual bacteria count of multi-use containers and closures shall be conducted as outlined in Appendix J. The residual bacteria count of multi-use containers, used for packaging pasteurized milk and milk products, shall not exceed one (1) colony per milliliter (1/mL) of capacity, when the rinse test is used, or fifty (50) colonies per fifty (50) square centimeters (one (1) colony per square centimeter) of product contact surface, when the swab test is used, in three (3) out of four (4) samples taken at random on a given day. Coliform organisms shall be undetectable in all multi-use containers.~~
- ~~b. The residual bacteria count of single-service containers and closures, used for packaging pasteurized milk and milk products, shall not exceed fifty (50) colonies per container, or in the case of dry product packaging, shall not exceed one (1) colony per milliliter (1/mL) of capacity when the rinse test is used, except that in containers less than 100 mL the count shall not exceed ten (10) colonies or fifty (50) colonies per eight (8) square inches (one (1) colony per square centimeter) of product contact surface, when the swab test is used, in three (3) out~~

~~of four (4) samples taken at random on a given day. Coliform organisms shall be undetectable in all single-service containers.~~

~~c. When single-service containers or closures are fabricated in another plant that conforms to the Standards of Appendix J. and the Regulatory Agency has information that they do comply, the Regulatory Agency may accept the containers as being in conformance without additional testing. If there is reason to believe that containers do not conform to the bacteriological standards, additional testing may be required. If containers are fabricated in the milk plant, the Regulatory Agency shall collect, during any consecutive six (6) months, at least four (4) sample sets of containers, as defined in Appendix J., from each manufacturing line, as defined in Appendix J., in at least four (4) separate months, except when three (3) months show a month containing two (2) sampling dates separated by at least twenty (20) days, and analyze the sample sets at an Official, Commercial or Industry Laboratory, approved by the Milk Laboratory Control Agency specifically for the examinations required under Appendix J.~~

~~7. Milk plants that utilize multi-use plastic containers, for pasteurized milk and/or milk products, shall comply with the following criteria:~~

~~a. All containers shall be identified as to plant of manufacture, date of manufacture and type and class of plastic material used. This information may be by code. Provided, that the code is revealed to the Regulatory Agency.~~

~~b. A device shall be installed in the filling line capable of detecting, in each container before it is filled, volatile organic contaminants in amounts that are of public health significance. Such device shall be constructed so that it may be sealed by the Regulatory Agency to prevent the changing of its sensitivity functioning level. Models using an air injection system and with a testing device built into the detection equipment do not have to be sealed. To assure proper functioning of the system the operator needs to be able to adjust the sensitivity. However, those models utilizing an external testing device shall be sealed. Any container detected by the device, as being unsatisfactory shall be automatically made unusable to prevent refilling. In addition, the device shall be interconnected so that the system shall not operate unless the detecting device is in proper operating condition. Provided, that any other system so designed and operated that will provide equal assurance of freedom from contamination and recognized by FDA to be equally efficient may be accepted by the Regulatory Agency.~~

~~When other systems are used in place of a device for the detection of volatile organic contaminants, the following criteria has been developed to determine what constitutes equal assurance:~~

~~(1) A soaker-type washer shall be used for cleaning and sanitizing the containers and shall conform with the following criteria:~~

~~i) If caustic is used, the caustic strength for a given washing time and temperature shall be as specified in Table 2 of this Item; or~~

~~ii) If a cleaning compound, other than caustic is used, the compound shall be a mild or moderately alkaline, granular composition formulated from a blend of sodium phosphate and anionic synthetic detergents and conform to the following:~~

~~A) The used solution shall have at least a three percent (3%) concentration with a pH of at least 11.9 and an alkalinity expressed as sodium oxide of at least 2.5 percent;~~

~~B) There shall be at least a two (2) minute soak time in the soaker tank;~~

- ~~C) The temperature of the soaker tank shall be at least 69°C (155°F); and~~
- ~~D) The final rinse subsequent to the soaking tank shall be with a sanitizing solution.~~
- ~~iii) The soaker type washer system shall be so designed and operated that unless the time, temperature and concentration, as specified for the soaker solutions, are met, the containers cannot be discharged from the washer. The mechanism for control of the time, temperature and concentration of the use solution shall be sealed.~~
- ~~(2) A thorough inspection procedure shall be in effect to remove any containers, which show stress cracks, splitting, pitting, discoloration, or cloudiness, as well as any unremoved soil. This shall be carried out with adequate light and be much more thorough than the customary cursory inspection given to glass bottles.~~
- ~~e. A standard shall be available for use by the Regulatory Agency for testing the proper sensitivity functioning levels of the detection device.~~
- ~~d. The containers shall comply with the applicable construction requirements of Item 11p of this Ordinance. The closure for the container shall be single service. Screw type closures shall not be used.~~
- ~~e. The container shall not impart, into the product, pesticide residual levels or other chemical contaminants in excess of those considered acceptable under the FFD&CA and regulations issued there under.~~
- ~~f. The phrase "Use only for food" shall appear on all containers.~~
- ~~8. The following requirements are for NCIMS listed milk plants choosing to use single service glass bottles for the packaging of Grade "A" milk and/or milk products:~~
 - ~~a. Single service glass containers shall be manufactured from non-toxic materials and packaged and shipped in a manner that protects them from contamination, i.e., shrink-wrapped in plastic or other methods acceptable to the Regulatory Agency. All containers shall be identified (coding is acceptable) as to the plant of manufacture. Closures for the containers shall be single service, designed to protect the pouring lip of the container and from an IMS listed fabricator.~~
 - ~~b. These containers shall be inspected prior to filling to determine general condition, damage, and/or the presence of foreign materials, broken glass, other contaminants, etc.~~
 - ~~c. Single service glass containers shall be sanitized immediately prior to filling. Sanitizing solutions shall be removed from the container prior to filling. Inverted draining, sterile air evacuation or other effective methods acceptable to the Regulatory Agency may accomplish this.~~
 - ~~d. As determined by the Regulatory Agency, single service glass containers that are received at the processing plant in an unclean and/or unprotected state shall be properly cleaned and sanitized immediately prior to packaging. This cleaning/sanitizing operation shall be conducted in a room separate from case washing operations and rooms used for the pasteurization, processing, cooling and packaging of milk and milk products. Equipment and procedures used for the cleaning of single service glass bottles shall meet all the requirements of this Item, including recommended sanitization efficiency tests by the Regulatory Agency.~~
 - ~~e. Single service glass containers shall be labeled with wording to designate "single service use only".~~

~~ITEM 13p. STORAGE OF CLEANED CONTAINERS AND EQUIPMENT~~

~~After cleaning, all multi-use milk or milk product containers, utensils and equipment shall be transported and stored to assure complete drainage and shall be protected from contamination before use.~~

~~PUBLIC HEALTH REASON~~

~~If containers and equipment are not protected from contamination, the value of sanitization may be partly or entirely nullified.~~

~~ADMINISTRATIVE PROCEDURES~~

~~This Item is deemed to be satisfied when:~~

~~All multi-use containers, utensils and equipment, after cleaning, are transported and/or stored on racks made of impervious food-grade materials, or in clean cases elevated above the floor. Containers shall be stored inverted, if practicable, on racks or in cases constructed of relatively nonabsorbent, impervious, food-grade, corrosion-resistant, non-toxic materials, or otherwise protected from contamination.~~

~~ITEM 14p. STORAGE OF SINGLE SERVICE CONTAINERS, UTENSILS AND MATERIALS~~

~~Single-service caps, cap stock, parchment paper, containers, gaskets, liners, bags and other single-service articles for use in contact with milk and milk products shall be purchased and stored in sanitary tubes, wrappings or cartons; shall be kept therein in a clean, dry place until used; and shall be handled in a sanitary manner.~~

~~PUBLIC HEALTH REASON~~

~~Soiled or contaminated caps, parchment paper, gaskets and single-service containers nullify the benefits of the safeguards prescribed throughout this *Ordinance*. Packing the caps in tubes, which remain unbroken until they are placed in the bottling machine, is the best method of assuring cap cleanliness.~~

~~ADMINISTRATIVE PROCEDURES~~

~~This Item is deemed to be satisfied when:~~

- ~~1. Single-service caps, cap stock, parchment paper, containers, gaskets, liners, bags and other single-service articles for use in contact with milk and milk products are purchased and stored in sanitary tubes, wrappings or cartons; are kept in a clean, dry place until used; and are handled in a sanitary manner.~~
- ~~2. Paperboard shipping containers used to enclose plastic bags or unfilled containers are used only once, unless other methods are employed to protect the containers from contamination.~~
- ~~3. Tubes or cartons are not refilled with spilled caps, gaskets or parchment papers.~~

- ~~4. Cartons or boxes from which contents have been partially removed are kept closed.~~
- ~~5. Suitable cabinets are provided for storage of tubes after removal from the large outer box, and for storage of opened cartons, unless other satisfactory means are employed to protect the caps, closures or containers.~~

~~ITEM 15p. PROTECTION FROM CONTAMINATION~~

~~Milk plant operations, equipment and facilities shall be located and conducted to prevent any contamination of milk or milk products, ingredients, containers, utensils and equipment. All milk or milk products or ingredients that have been spilled, overflowed or leaked shall be discarded. The processing or handling of products other than Grade "A" milk or milk products in the milk plant shall be performed to preclude the contamination of such Grade "A" milk and milk products. The storage, handling and use of poisonous or toxic materials shall be performed to preclude the contamination of milk and milk products, or ingredients of such milk and milk products, or the product contact surfaces of all containers, utensils and equipment.~~

~~PUBLIC HEALTH REASON~~

~~Because of the nature of milk and milk products and their susceptibility to contamination by bacteria, chemicals and other adulterants, every effort should be made to provide adequate protection for the milk and milk products at all times. Misuse of pesticides and other harmful chemicals can provide opportunities for contamination of the milk and milk product or equipment with which the milk or milk product comes in contact.~~

~~ADMINISTRATIVE PROCEDURES~~

~~This Item is deemed to be satisfied when:~~

~~15p.(A)~~

- ~~1. Equipment and operations are so located within the milk plant as to prevent overcrowding and contamination of cleaned and sanitized containers, utensils and equipment by splash, condensation or manual contact.~~
- ~~2. Packaged milk and/or milk products, which have physically left the premises or the processing milk plant, are not re-pasteurized for Grade "A" use. The Regulatory Agency may, on a specific individual request, authorize reprocessing of packaged milk and/or milk products, provided all other aspects of this Item, including proper storage temperature and container integrity are complied with. Provided, that the re-pasteurization of milk and/or milk products shipped in milk tank trucks, which have been pasteurized at another Grade "A" milk plant and have been handled in a sanitary manner and maintained at 7°C (45°F) or less is permitted. Equipment, designated areas or rooms utilized for handling, processing and storage of returned packaged milk and/or milk products are maintained, operated, cleaned and sanitized so as to preclude the contamination of Grade "A" milk and/or milk products and equipment and the Grade "A" operations.~~

NOTE: ~~The option for the authorizing of the reprocessing of packaged milk and/or milk products on an individual request, as cited in 2. above, shall not be applicable to a TPC authorized under the ICP.~~

~~3. All product contact surfaces of containers, utensils and equipment are covered or otherwise protected to prevent the access of insects, dust, condensation and other contamination. All openings, including valves and piping attached to milk and milk product storage tanks and milk tank trucks, pumps, vats, etc., shall be capped or otherwise properly protected. While unloading at a milk plant, receiving station or transfer station, one of the following conditions shall be met:~~

~~a. If the area is completely enclosed, walls and ceiling, with doors closed during the unloading process and the dust cover or dome and the manhole cover is opened slightly and held in this position by the metal clamps used to close the cover, then a filter is not required. However, if the dust cover and/or manhole cover(s) are opened in excess of that provided by the metal clamps or the covers have been removed, then a suitable filter is required for the manhole.~~

~~b. If the area is not completely enclosed or doors of the unloading area are open during unloading, a suitable filter is required for the manhole or air inlet vent and suitable protection shall be provided over the filter material either by design of the filter holding apparatus or a roof or ceiling over the area. When weather and environmental conditions permit, manhole openings and covers of milk tank trucks may be opened outdoors for the short period of time necessary for the collection of samples for animal drug residue screening. Direct connections from milk tank truck to milk tank truck shall be made from valve to valve or through the manhole lid. Provided, that all connections are made ferrule to ferrule and adequate protection is provided for the air vent.~~

~~Receiving and dump vats shall be completely covered, except during washing and sanitizing, and when milk is being dumped. Where strainers are used, the cover for the vat opening shall be designed to cover the opening with the strainer in place.~~

~~4. Ingredients added to milk and milk products are handled in such a manner as to avoid contamination.~~

~~5. Whenever air under pressure is used for the agitation or movement of milk or milk products, or is directed at a milk or milk product contact surface, it is free of oil, dust, rust, excessive moisture, extraneous materials and odor, and shall otherwise comply with the applicable standards of Appendix H. Air intakes for drying equipment shall be located so as to minimize the amount of atmospheric contamination and shall be equipped with suitable single-service filters, multi-use filters, or continuous air filter systems. (Refer to Appendix H.) The use of steam containing toxic substances is expressly prohibited. Whenever steam is used in contact with milk or milk products it shall be of culinary quality and shall comply with the applicable standards of Appendix H.~~

~~6. Air exhausts from dryer systems are covered when dryers are not in operation.~~

~~7. Standardization of Grade "A" milk and milk products with other than Grade "A" milk and milk products is prohibited. This Ordinance permits standardization as a process of adjusting the milk fat of milk in a milk plant by the addition or removal of cream or non-fat (skim) milk.~~

~~8. All multi-use cases used to encase packaged milk and milk product containers are cleaned prior to their use.~~

- ~~9. All ingredients and non-product contact materials used in the preparation or packaging of milk and milk products are stored in a clean place and are so handled as to prevent their contamination.~~
- ~~10. Pasteurized milk and milk products are not strained or filtered, except through a perforated metal strainer. Provided, that pasteurized milk and milk products that are concentrated (condensed) in membrane processing systems may be filtered provided that a single service in-line filter that is sanitized after assembly, may be allowed if it is a part of the membrane processing system.~~
- ~~11. Only those poisonous or toxic materials, including but not limited to insecticides, rodenticides, detergents, sanitizers, caustics, acids, related cleaning compounds and medicinal agents necessary for the maintenance of the milk plant are present in the milk plant.~~
- ~~12. Those poisonous or toxic materials that are necessary are not stored in any room where milk or milk products are received, processed, pasteurized, condensed, dried or stored; or where containers, utensils or equipment are washed; or where single service containers, closures, bags, or caps are stored.~~
- ~~13. Those poisonous or toxic materials that are necessary are stored in a separate area of the milk plant in prominently and distinctly labeled containers. Provided that, this does not preclude the convenient availability of detergents or sanitizers to areas where containers, utensils and equipment are washed and sanitized.~~
- ~~14. Only insecticides and rodenticides approved by the Regulatory Agency and/or registered with the EPA shall be used for insect and rodent control. Such insecticides and rodenticides shall be used only in accordance with the manufacturer's label directions and shall be prevented from contaminating milk and milk products, containers, utensils and equipment.~~
- ~~15. In the case of separating non-Grade "A" and Grade "A" milk or milk products, a water rinse after processing non-Grade "A" and prior to Grade "A" is adequate separation, provided both are processed as Grade "A", and raw and pasteurized milk or milk products are kept physically separated.~~
- ~~16. Grade "A" raw milk or milk products and non-Grade "A" raw products, dairy or non dairy, shall be separated by one (1) valve.~~
- ~~17. Grade "A" pasteurized milk or milk products and non-Grade "A" pasteurized products, dairy or non dairy, shall be separated by one (1) valve.~~
- ~~18. Provided, that during the actual flushing of raw milk or milk product lines and vessels with water, there shall be a sufficient separation between water piping and unpasteurized milk or milk products, or lines used to conduct unpasteurized milk or milk products, to prevent the accidental addition of water.~~
- ~~19. Water piping and raw milk and milk product lines and vessels may be separated by one (1) fail-safe valve that upon loss of air or power shall move to a position that will close or block the water lines from milk or milk product lines or vessels. Water piping conducting water, which has undergone an equivalent process to pasteurization as described in Item 15p.(B)2. and pasteurized milk and milk product lines or vessels may also be separated by one (1) fail safe valve. In addition, a sanitary check valve or a sanitary valve arrangement(s) that is equally effective shall be located between the fail-safe valve and the milk product line(s) and/or vessel(s). Sanitary piping shall be used downstream from the sanitary check valve. Provisions shall be made for cleaning this sanitary piping.~~

~~**NOTE:** Refer to Item 7p, **ADMINISTRATIVE PROCEDURES**, for additional requirements involving the protection of the water system.~~

~~20. When two (2) grades of milk or milk products are received in the same milk plant in dual receiving equipment, a swing type dump grill is not permitted. When two (2) grades of milk or milk products are received in the milk plant by milk tank trucks, the following options may be used:~~

- ~~a. Separate receiving equipment and unloading pumps shall be provided; or~~
- ~~b. The receiving equipment and pump shall be subjected to a water rinse, as provided in **ADMINISTRATIVE PROCEDURES** #15 above, prior to use with Grade “A” milk or milk product; or~~
- ~~c. The non-Grade “A” milk or milk product shall be received last and the equipment washed and sanitized prior to receiving Grade “A” milk or milk products.~~

~~**15p.(B)**~~

~~1. During processing, pipelines and equipment used to contain or conduct milk and/or milk products shall be effectively separated from tanks/silos and/or circuits containing cleaning and/or sanitizing solutions. This can be accomplished by:~~

- ~~a. Physically disconnecting all connection points between tanks/silos and/or circuits containing cleaning and/or sanitizing solutions from pipelines and equipment used to contain or conduct milk and/or milk products; or~~
- ~~b. Separation of all connection points between such circuits by at least two (2) automatically controlled valves with a drainable opening to the atmosphere between the valves; or by a single bodied double seat mixproof valve, with a drainable opening to the atmosphere between the seats, if:~~

~~(1) The drainable opening to the atmosphere (vent) is equal to the largest pipeline connected to the mixproof valve or one (1) of the following exceptions:~~

- ~~i) If the cross sectional area of the vent opening is less than that of the largest pipe diameter for the double seat valve, the maximum pressure in the space between the two (2) valve seats for the double seat valve shall be equivalent to or less than the maximum pressure in the space between the two (2) blocking seats of two (2) automatically controlled compression type valves (three (3) way valve to the drain and a two (2) way valve separating product lines from cleaning and/or sanitizing solution lines); or~~
- ~~ii) In low pressure, gravity drain applications, i.e., cheese curd transfer lines from cheese process vats where the product line is the same size or larger than the cleaning and/or sanitizing solution line, the vent may be the size of the solution line and the valves or valve seats are not required to be position detectable. In order to accept this variation, the valve(s) shall fail to the blocked position upon loss of air or power, and there shall not be any pumps capable of pushing milk and/or milk product, cleaning solutions, and/or sanitizing solutions into this valve arrangement.~~

~~(2) Both valves, and valve seats in the case of single bodied double seat valves, are position detectable and capable of providing an electronic signal when not properly seated in the blocked position. (Refer to Appendix H., I., Position Detection Devices.)~~

~~(3) These valves, or valve seats in the case of single-bodied double seat valves, are part of an automatic fail safe system that shall prevent the contamination of milk and/or milk product with cleaning and/or sanitizing solutions. Automatic fail safe systems shall be unique to each particular installation but are normally based on the premise that both blocking valve seats are properly seated in the blocked position before the CIP cleaning system can be activated for the cleaning circuit containing this valve arrangement, except as provided in (6) below.~~

~~(4) The system shall not have any manual overrides.~~

~~(5) Controls for the fail safe system are secured as directed by the Regulatory Agency in order to prevent unauthorized changes.~~

~~(6) The vent is not cleaned until milk and/or milk products have been removed or isolated, except in the case of a properly designed and operated single-bodied double seat valve, in which case, the vent may be cleaned while milk and/or milk products are present in one (1) of the valve housings. A properly designed and operated single-bodied double seat valve shall incorporate the following:~~

~~i) There shall not be any impingement of cleaning liquid on the opposite valve seat gasket during seat lifting, even in the case of damaged or missing gaskets;~~

~~ii) The pressure in the critical seat area of the valve vent cavity, even in the case of damaged or missing gaskets, shall be demonstrated to be atmospheric or less at all times;~~

~~iii) During a seat lift operation, the position of the seat opposite to the seat being lifted shall be monitored by a position detection device that is interlocked with the cleaning pump or source of the CIP cleaning solution pressure such that if this opposite seat is determined to be other than fully closed, the cleaning pump or source of the CIP cleaning solution pressure shall be immediately de-energized; and~~

~~iv) The single-bodied double seat valve vent cavity cleaning option shall have an Automated Fail-Safe Control System and the Control System shall comply with applicable provisions of Appendix H. Pasteurization Equipment and Procedures, Section VI. Criteria for the Evaluation of Computerized Systems for Grade "A" Public Health Controls.~~

~~(7) Variations from the above specifications may be individually evaluated and found to also be acceptable if the level of protection is not compromised.~~

~~c. In the case of higher heat shorter time (HHST) pasteurized milk and milk products that are processed and the equipment cleaned and/or chemically sanitized above the atmospheric boiling point of the milk or milk product or cleaning and/or sanitizing solutions, the required separation between pipe lines and equipment, used to contain or conduct milk and milk products, and tanks or circuits containing cleaning and/or chemical sanitizing solutions, may be accomplished using an alarmed steam block(s), located between the milk and milk product and cleaning and/or chemical sanitizing solutions if:~~

~~(1) The steam block is equipped with a visible steam trace that exits at the bottom of the steam block;~~

~~(2) The steam trace is equipped with a temperature sensor that is capable of differentiating between those temperatures that indicate steam exiting the steam trace has not been exposed to liquid in the steam block and temperatures that will occur when liquid is present in the steam block;~~

~~(3) This steam trace shall be physically isolated from other steam lines or traces such that the temperature sensor measures the steam temperature only from that single trace;~~

~~(4) The temperature sensor is integrated with automatic controls, such that when there is milk or milk products on one (1) side of the steam block and cleaning and/or chemical sanitizing solutions on the other side of the steam block, and the temperature sensor in the steam trace detects a temperature that indicates that liquid, rather than steam, is present in the steam trace, the cleaning pump shall be de-energized, and when needed to prevent solution pressure on the steam block, the cleaning and/or chemical sanitizing solution are automatically drained away from the steam block. Except that in systems where the cleaning and/or sanitizing solution is circulated by the timing pump, that pump may continue to operate during an alarmed condition, provided a legal flow diversion device (FDD) is used to divert the cleaning and/or chemical sanitizing solution flow away from the steam block.~~

~~(5) During times when a steam block(s) is used as described in this Section to provide separation between pipe lines and equipment, used to contain or conduct milk and milk products, and tanks or circuits containing cleaning and/or chemical sanitizing solutions, there shall be no time delays or other means that delay an immediate automatic response to liquid exiting the steam trace; and~~

~~(6) Although the automatic control system is not required to comply with Appendix H, VI., there shall be means provided to test and verify the accuracy of the sensor and the operation of the control system.~~

~~In order to facilitate testing, the temperature set point that will activate the automatic controls, described in this Section, shall be identified for each steam block used for this purpose. Means shall be provided to verify that lowering the temperature below this set point will activate the control system when a steam block(s) is used, as described in this Section, to provide separation between pipe lines and equipment, used to contain or conduct milk and milk products, and tanks or circuits containing cleaning and/or chemical sanitizing solutions.~~

NOTE: ~~The valve arrangement(s) described in this Section shall not be used to separate raw products, dairy, non-dairy or water, from pasteurized milk or milk products. Provided that, nothing in this Section shall be construed as barring any other means to separate milk and milk product from cleaning/sanitizing solution in systems, which have been recognized by FDA to be equally effective and which are approved by the Regulatory Agency.~~

~~2. Except as permitted in Item 16p, there shall be no physical connection between unpasteurized products, dairy, non-dairy, or water, and pasteurized milk or milk products. Pasteurized non-dairy products not completely separated from pasteurized milk and milk products shall be pasteurized in properly designed and operated equipment at times and temperatures which meet at least the minimum times and temperatures provided for in the definition of Pasteurization.~~

~~In the case of water shall:~~

- ~~a. Meet at least the minimum times and temperatures provided for in the definition of Pasteurization in equipment that may not meet Item 16p; or~~
- ~~b. Meet the requirements found in Appendix H, Section IX; or~~
- ~~c. Have undergone an equivalent process found acceptable by FDA and the Regulatory Agency; or~~

~~d. Have undergone a hazard evaluation and safety assessment of the specific water supply and application involved and has undergone an additional treatment to destroy or remove bacteria acceptable to the Regulatory Agency, in consultation with FDA, to ensure the water will not compromise the safety of the milk or milk product¹⁰. Supporting information shall be submitted to and approved by the Regulatory Agency. The supporting information may include, but is not limited to the following:~~

~~(1) Statement of proposal;~~

~~(2) Intended use;~~

~~(3) Review of equipment to be used in the process;~~

~~(4) Diagram of the process of interest;~~

~~(5) Documentation that the source water shall meet or exceed the EPA Safe Drinking Water Bacteriological Standards. Safety Assessment comparison of samples from the facility's water source, pasteurized water, and proposed equivalent water. Water samples shall be collected daily for two (2) weeks following approval of the initial installation and every six (6) months thereafter; and~~

~~(6) Protocol for the continued monitoring of criteria and procedures. Provided, that daily tests shall be conducted for one (1) week following any repairs or alteration to the system.~~

~~In the event of a Water Control Authority issued Boil Water Order or other emergency that renders the water supply to be a public health concern, the established approved equivalency protocol shall be evaluated to determine that it will continue to produce water equivalent to pasteurized water. In addition, a Safety Assessment shall be made of the milk and milk products that may have been affected during the time that the water utilized may not have been equivalent to pasteurized water.~~

~~This Section does not require separate raw and pasteurized CIP cleaning systems.~~

~~3. Pasteurized re-circulation lines, divert lines, and leak detect lines connecting to the constant-level tank shall be designed so that there is an air gap between the termination of these pipelines and the raw milk or milk product overflow level. This air gap shall be equivalent to at least two (2) times the diameter of the largest of these pipelines. For purposes of this Section, an overflow is defined as the flood rim of the constant-level tank or any unrestricted opening below the flood rim of the constant level tank which is large enough that it is at least equivalent to two (2) times the diameter of the largest of these pipelines.~~

~~4. All milk and/or milk products that have overflowed, leaked, been spilled or improperly handled are discarded. Milk and/or milk products drained from processing equipment at the end of a run, collected from a defoamer system, and milk or milk product solids rinsed from equipment, containers or pipelines shall be repasteurized only if such milk or milk products are handled in a sanitary manner and maintained at 7°C (45°F) or less. When the handling and/or cooling of such milk and/or milk products are not in compliance with this requirement, they shall be discarded. Milk and/or milk products from damaged, punctured or otherwise contaminated containers or product from out of code containers shall not be repasteurized for Grade "A" use.~~

~~5. Means are provided to prevent contamination of milk and/or milk products, containers, utensils and equipment by drippings, spillage and splash from overhead piping, platforms or mezzanines.~~

~~6. The processing of foods and/or drinks other than Grade "A" milk and/or milk products are performed to preclude the contamination of such milk and/or milk products.~~

- ~~7. No product is handled in the milk plant that may create a public health hazard. Permission to handle products other than those defined in Section 1 or to conduct operations in equipment or rooms, other than those for which they are designated, should be provisional and subject to revocation if found objectionable.~~
- ~~8. In no case shall pasteurized milk or milk products, be standardized with unpasteurized milk or milk products, unless the standardized milk or milk product is subsequently pasteurized.~~
- ~~9. Reconstituted or recombined milk and milk products shall be pasteurized after reconstitution or recombining of all ingredients.~~
- ~~10. Raw milk or milk product to water to pasteurized milk or milk product plate or double/triple tube type heat exchangers may be used for heat exchange purposes, other than legal pasteurization, when constructed, installed and operated in accordance with the following:~~
- ~~a. Plate or double/triple tube type heat exchangers, as described above, shall be constructed, installed and operated so that pasteurized milk or milk product in the plate or double/triple tube type heat exchanger will automatically be under greater pressure than the heat transfer water in the plate or double/triple tube type heat exchanger at all times.~~
 - ~~b. The pasteurized milk or milk product, between the outlet of the last flow promoting device and the entrance to the plate or double/triple tube type heat exchanger, shall rise to a vertical elevation of 30.5 centimeters (12 inches) above the highest heat transfer water level, downstream from the water supply tank, and shall be open to the atmosphere at this or a higher elevation.~~
 - ~~c. The pasteurized milk or milk product, between its outlet from the plate or double/triple tube type heat exchanger and the nearest point downstream open to the atmosphere, shall rise to a vertical elevation of 30.5 centimeters (12 inches) above the highest heat transfer water level, downstream from the water supply tank, and shall be open to the atmosphere at this or a higher elevation.~~
 - ~~d. The overflow of the top rim of the water supply tank shall always be lower than the lowest heat transfer water level in the plate or double/triple tube type heat exchanger.~~
 - ~~e. A pump(s) or flow promoting device(s), which can affect the proper pressure relationships within the plate or double/triple tube type heat exchanger, shall not be located between the pasteurized milk or milk product outlet from the plate or double/triple tube type heat exchanger and the nearest downstream point open to the atmosphere.~~
 - ~~f. A pump(s) shall not be located between the heat transfer water inlet to the plate or double/triple tube type heat exchanger and the water supply tank, unless it is designed and installed to operate only when pasteurized milk or milk product is flowing through the pasteurized milk or milk product side of the plate or double/triple tube type heat exchanger and when the pressure of the pasteurized milk or milk product is higher than the maximum pressure produced by the pump(s). This may be accomplished by wiring the heat transfer water pump(s) so that it cannot operate unless:~~
 - ~~(1) Pasteurized milk or milk product is flowing through the pasteurized milk or milk product side of the plate or double/triple tube type heat exchanger; and~~
 - ~~(2) The pasteurized milk or milk product pressure exceeds, by at least 6.9 kPa (1 psi), the maximum pressure developed by the heat transfer water pump. A pressure differential controller shall be installed with a sensor located at the heat transfer water inlet to the plate or double/triple tube type heat exchanger and the pasteurized milk or milk product outlet of the plate or double/triple tube type heat exchanger. The differential set point of this pressure differential controller shall be tested by the Regulatory Agency upon~~

~~installation; at least once every three (3) months thereafter; whenever the regulatory seal has been broken; and following any repair or replacement. Accuracy shall be determined by utilizing testing procedures as outlined in Appendix I, Test 9.2.1 to assure that the pressure differential controller probes are accurately calibrated. Also, the applicable procedures cited in Appendix I, Test 9.2.2 shall be utilized to assure that the pressure differential controller is accurately calibrated and will de-energize the heat transfer water pump at the required differential pressure set point.~~

~~g. All heat transfer water in the plate or double/triple tube type heat exchanger shall automatically drain freely back to the water supply tank or to the floor when the heat transfer water pump(s) are shut down and the heat transfer water connection(s) at the plate or double/triple tube type heat exchanger is disconnected.~~

~~ITEM 16p. PASTEURIZATION, ASEPTIC PROCESSING AND PACKAGING, AND RETORT PROCESSED AFTER PACKAGING~~

~~Pasteurization shall be performed as defined in Section 1, Pasteurization and Item 16p of this Ordinance. Aseptic processing and packaging and retort processed after packaging shall be performed in accordance with the applicable requirements of 21 CFR Parts 108, 110 and 113. (Refer to Appendix L.)~~

~~In all cases, except for the specific exemptions provided for in **ADMINISTRATIVE PROCEDURES** #3, pasteurization of raw milk or milk product shall be performed before the raw milk or milk product enters the reverse osmosis (RO), ultra filtration (UF), evaporator or condensing equipment and shall be performed in the milk plant where the processing is done. All condensed milk and milk products transported to a milk plant for drying shall be re-pasteurized at the milk plant at which it is dried. If condensed whey containing at least forty percent (40%) total solids, has been partially crystallized by cooling, it may be transported to a separate milk plant for drying without re-pasteurization, provided the following conditions are complied with:~~

- ~~1. The condensed, partially crystallized whey is cooled and maintained at 7°C (45°F) or less.~~
- ~~2. Milk tank trucks, dedicated to hauling pasteurized product, shall be used to transport the condensed, partially crystallized whey and shall be washed and sanitized immediately prior to filling and then sealed after filling until unloading.~~
- ~~3. Separate unloading pumps and pipelines shall be provided and used only for the unloading of the condensed, partially crystallized whey. Such pumps and pipelines shall be cleaned and sanitized as a separate cleaning circuit.~~

~~PUBLIC HEALTH REASON~~

~~Health officials unanimously agree upon the public health value of pasteurization. Long experience conclusively shows its value in the prevention of disease that may be transmitted through milk. Pasteurization is the only practical, commercial measure, which if properly applied to all milk, will destroy all milkborne disease organisms. Examination of lactating animals and milk handlers, while desirable and of great value can be done only at intervals and; therefore, it is possible for pathogenic bacteria to enter the milk for varying periods before the disease condition is discovered. Disease bacteria may also enter milk accidentally from other sources, such as flies, contaminated water, utensils, etc. It has been demonstrated that the time-~~

~~temperature combinations specified by this Ordinance, if applied to every particle of milk or milk product will devitalize all milkborne pathogens. Compilations of outbreaks of milkborne disease by the USPHS/FDA, over many years, indicate that the risk of contracting disease from raw milk is approximately fifty (50) times as great as from milk that has been "pasteurized". A note of caution is in order. Although pasteurization destroys the organisms, it does not destroy the toxins that may be formed in milk and/or milk products when certain staphylococci are present, as from udder infections, and when the milk and/or milk product is not properly refrigerated before pasteurization. Such toxins may cause severe illness. Aseptic processing and packaging and retort processed after packaging have also been conclusively demonstrated to be effective in preventing outbreaks from milkborne pathogens. Numerous studies and observations clearly prove that the food value of milk is not significantly impaired by pasteurization.~~

~~ADMINISTRATIVE PROCEDURES~~

~~The pasteurization portion of this Item is deemed to be satisfied when:~~

- ~~1. Every particle of milk or milk product is heated in properly designed and operated equipment that meets the requirements of this Item and Appendix H., to one of the temperatures specified in the following table and held continuously at or above that temperature for at least the time specified:~~

Table 3. Pasteurization Temperature vs. Time	
Batch (Vat) Pasteurization	
Temperature	Time
63°C (145°F)*	30 minutes
Continuous Flow (HTST and HHST) Pasteurization	
Temperature	Time
72°C (161°F)*	15 seconds
89°C (191°F)	1.0 second
90°C (194°F)	0.5 seconds
94°C (201°F)	0.1 seconds
96°C (204°F)	0.05 seconds
100°C (212°F)	0.01 seconds

~~*If the fat content of the milk product is ten percent (10%) or greater, or a total solids of 18% or greater, or if it contains added sweeteners, the specified temperature shall be increased by 3°C (5°F).~~

~~Provided, that eggnog shall be heated to at least the following temperature and time specifications:~~

Table 3. Pasteurization Temperature vs. Time	
Batch (Vat) Pasteurization	
Temperature	Time
69°C (155°F)	30 minutes
Continuous Flow (HHST) Pasteurization	
Temperature	Time
80°C (175°F)	25 seconds
83°C (180°F)	15 seconds

~~Provided further, that nothing shall be construed as barring any other process found equivalent to pasteurization for milk and milk products, which has been recognized by FDA as provided in section 403 (h)(3) of the FFD&CA.~~

~~2. All milk and milk products, i.e., milk solids, whey, nonfat dry milk, condensed milk, cream, skim milk, etc., eggs, egg products, cocoa, cocoa products, emulsifiers, stabilizers, vitamins and liquid sweeteners shall be added prior to pasteurization. Provided, ingredients which may be added after pasteurization are those flavoring ingredients and other ingredients which have been found to be safe and suitable and which include:~~

- ~~a. Ingredients permitted by the CFR standards of identity when considering a standardized milk or milk product;~~
- ~~b. Fresh fruits and vegetables added to cultured milk and milk products provided the resultant equilibrium pH level (4.6 or below when measured at 24°C (75°F)) of the finished product is reached without undue delay and is maintained during the shelf life of the product.~~
- ~~c. Ingredients subjected to prior heating or other technology, which has been demonstrated to FDA to be sufficient to destroy or remove pathogenic microorganisms;~~
- ~~d. Ingredients having a a_w of 0.85 or less;~~
- ~~e. Ingredients having a high acid content (pH level of 4.6 or below when measured at 24°C (75°F)) or high alkalinity (pH level greater than 11 when measured at 24°C (75°F));~~
- ~~f. Roasted nuts;~~
- ~~g. Dry sugars and salts;~~
- ~~h. Flavor extracts having a high alcohol content;~~
- ~~i. Safe and suitable bacterial cultures and enzymes; and~~
- ~~j. Ingredients, which have been found to be safe and suitable by FDA.~~

~~All such additions shall be made in a sanitary manner, which prevents the contamination of the added ingredient or the milk or milk product.~~

~~3. All milk and milk products shall be pasteurized, prior to the entrance into RO, UF, evaporator or condensing equipment, and shall be performed in the milk plant where the processing is done, except that:~~

- ~~a. If the product is whey, pasteurization is not required, provided:~~
 - ~~(1) The product is acid whey (pH less than 4.7); or~~
 - ~~(2) It is processed in RO or UF equipment at temperatures at or below 7°C (45°F).~~
- ~~b. If the product is raw milk for pasteurization, the product may be concentrated by the use of RO or UF membrane filtration without pasteurization, prior to the entrance into the equipment, provided the following sampling, testing, design, installation and operational criteria are met:~~
 - ~~(1) Prior to processing, all raw milk supplies are sampled and tested for antibiotic residues in accordance with the provisions of Appendix N;~~

~~(2) The RO or UF filtration system is designed and operated to assure that milk or milk product temperature is maintained at or below 18.3°C (65°F) throughout the process. Provided that the product temperature may rise above 18.3°C (65°F) for a period of not more than fifteen (15) minutes, further provided that should the product temperature rise above 21.1°C (70°F), the product shall be either immediately diverted to the system's balance tank until the product is again below 18.3°C (65°F) or diverted to exit the system entirely. Diverted product that has exited the system shall be either discarded, immediately cooled to below 7°C (45°F), or immediately pasteurized;~~

~~(3) The RO or UF system shall be equipped with temperature monitoring and recording devices that comply with the applicable specifications outlined in Appendix H. of this Ordinance. At a minimum, milk or milk product temperature shall be monitored and recorded prior to entering the system, prior to entering each stage of the modules in series that contains cooling, and the retentate stream prior to any final cooler and upon exiting the system; and~~

~~(4) If the RO or UF system is not designed, installed and operated in accordance with the above noted criteria, the raw milk or milk product shall be pasteurized prior to entering the RO or UF system.~~

~~4. Milk and/or milk products for pasteurization may be processed by micro filtration (MF) systems prior to pasteurization for the sole purpose of the removal of micro organisms, provided that:~~

~~a. Prior to processing, all raw milk supplies are sampled and tested for antibiotic residues in accordance with the provisions of Appendix N.; and~~

~~b. If there is a continuous, circulating retentate loop with a feed and bleed system, the following design, installation and operational criteria shall be complied with:~~

~~(1) The MF system is designed and operated to assure that milk or milk product temperature in the circulating retentate loop is maintained at or below 18.3°C (65°F), or at or above 51.7°C (125°F) throughout the process. Provided that the product temperature may rise above 18.3°C (65°F) or fall below 51.7°C (125°F) for a period of not more than fifteen (15) minutes, further provided that should the product temperature rise above 21.1°C (70°F) or fall below 48.9°C (120°F), the product shall be either immediately diverted to the system's balance tank until the product is again below 18.3°C (65°F) or above 51.7°C (125°F), or be diverted to exit the system entirely. Diverted product that has exited the system shall be either discarded, immediately cooled to below 7°C (45°F), or immediately pasteurized;~~

~~(2) The MF system shall be equipped with temperature monitoring and recording devices that comply with the applicable specifications outlined in Appendix H. of this Ordinance. At a minimum, milk or milk product temperature shall be monitored and recorded prior to entering the MF system and within the circulating retentate loop of each module just prior to the circulation pump; and~~

~~(3) The permeate from the MF system is either immediately cooled to below 7°C (45°F), or immediately pasteurized.~~

~~5. All condensed milk and milk products transported to a milk plant for drying shall be re-pasteurized at the milk plant where it is dried.~~

~~6. If condensed whey containing at least forty percent (40%) total solids, has been partially crystallized by cooling, it may be transported to a separate milk plant for drying without re-pasteurization, provided the following conditions are complied with:~~

- ~~a. The condensed, partially crystallized whey is cooled and maintained at 7°C (45°F) or less.~~
 - ~~b. Milk tank trucks used to transport the condensed, partially crystallized whey shall be washed and sanitized immediately prior to filling and are sealed after filling until unloading.~~
 - ~~c. Separate unloading pumps and pipelines shall be provided and used only for the unloading of the condensed, partially crystallized whey. Such pumps and pipelines shall be cleaned and sanitized as a separate cleaning circuit.~~
- ~~7. The design and operation of pasteurization equipment and all appurtenances thereto shall comply with the applicable specifications and operational procedures of Subitems (A), (B), (C) and (D).~~

~~ITEM 16p.(A) BATCH PASTEURIZATION~~

~~All indicating and recording thermometers used in connection with the batch pasteurization of milk or milk products shall comply with the applicable specifications set forth in Appendix H. Specifications for test thermometers and other test equipment appear in Appendix I.~~

~~PUBLIC HEALTH REASON~~

~~Unless the temperature control instruments and devices used on pasteurization equipment are accurate within known limits, there can be no assurance that the proper pasteurization temperature is being applied. Pasteurization shall be performed in equipment, which is properly designed and operated and which insures that every particle of milk or milk product will be held continuously at the proper temperature for the specified period of time.~~

~~Recording thermometers are the only known means for furnishing the Regulatory Agency with a record of the time and temperature of pasteurization. Experience has shown that recording thermometers, due to their mechanical complexity, are not entirely reliable. Therefore, mercury indicating thermometers or equivalent, which are much more reliable, are needed to provide a check on the recording thermometer and assurance that proper temperatures are being applied.~~

~~The recording thermometer shows the temperature of the milk or milk product immediately surrounding its bulb, but cannot indicate the temperature of the milk or milk product in other portions of the batch pasteurizer. Similarly, it shows the holding time in manual discharge vats, but not in automatic discharge systems. The pasteurizer shall, therefore, be so designed and so operated and, where necessary, provided with such automatic controls, as to assure that every portion of the milk or milk product will be subjected to the proper temperature for the required length of time.~~

~~Unless the outlet valve and connections to the vats are properly designed and operated, cold pockets of milk or milk product may be held in the outlet valve or pipeline and raw or incompletely pasteurized milk or milk product may leak into the outlet line during the filling, heating or holding period.~~

~~Tests have shown that when foam is present on milk or milk product in vats or pockets during pasteurization, the temperature of the foam may be well below the pasteurization temperature. In such cases, pathogenic organisms that may be in the foam will not be killed. Experience indicates that some foam is present at some time in all vats, particularly at certain seasons. Furthermore, in filling vats, milk or milk product frequently is splashed on the surfaces and fixtures above the milk or milk product level, as well as on the underside of the vat cover. Droplets of this splash may drop back into the body of the milk or milk product, and since they~~

may not have been at pasteurization temperature for the required time, they may contain pathogenic organisms. Heating the air above the milk or milk product, above pasteurization temperature, remedies these conditions. When air heating is not provided, its need may frequently be demonstrated by swabbing milk or milk product from the upper vat walls and from the underside of the cover, at the end of the holding period, and running phosphatase tests on the swab samples.

Many milk plant operators have reported that the use of airspace heaters, especially with partly filled vats with un-insulated lids, makes it easier to maintain the milk or milk product at a uniform and sufficiently high temperature. It also helps to prevent the growth of thermophilic organisms and promotes easier cleaning.

Obviously, if the design and construction of pasteurization vats and pocket covers do not prevent leakage, condensation and the entrance of water and dust, the milk or milk product may become contaminated with material containing disease bacteria. Keeping the covers closed during operation will decrease the chance of contaminants such as dust, insects, drip and splash from entering the milk or milk product.

ADMINISTRATIVE PROCEDURES

This Item is deemed to be satisfied when:

1. TIME AND TEMPERATURE CONTROLS FOR BATCH PASTEURIZERS:

a. **Temperature Difference:** The pasteurizer shall be so designed that the simultaneous temperature difference between the milk or milk product, at the center of the coldest milk or milk product in the vat, will not exceed 0.5°C (1°F) at any time during the holding period. The vat shall be provided with adequate agitation, operating throughout the holding period. No batch of milk or milk product shall be pasteurized unless it covers a sufficient area of the agitator to insure adequate agitation.

b. **Location and Required Readings of Indicating and Recording Thermometers:** Each batch pasteurizer shall be equipped with both an indicating and a recording thermometer. The thermometers shall not read less than the required pasteurization temperature throughout the required holding period. The milk plant operator shall check the temperature shown by the recording thermometer against the temperature shown by the indicating thermometer at the start of the holding period. This comparison shall be noted on the recording thermometer chart. The recording thermometer shall not read higher than the indicating thermometer. No batch of milk or milk product shall be pasteurized unless it is sufficient to cover the bulbs of both the indicating and the recording thermometer.

c. **Assurance of Minimum Holding Periods:** Batch pasteurizers shall be so operated that every particle of milk or milk product will be held at not less than the minimum pasteurization temperature continuously for at least thirty (30) minutes. When milk or milk products are raised to pasteurization temperature in the vat, and cooling is begun in the vat simultaneously with or before the opening of the outlet valve, the recording chart shall show at least thirty (30) minutes, at not less than minimum pasteurization temperature. When milk or milk products are preheated to pasteurization temperature before entering the vat, the recording chart shall show a holding period of at least thirty (30) minutes, at not less than the minimum pasteurization temperature plus the time of filling from the level of the recording thermometer bulb. When cooling is begun in the batch pasteurizer, after opening the outlet

~~valve, or is done entirely outside the batch pasteurizer, the recording chart shall show at least thirty (30) minutes at not less than the minimum pasteurization temperature plus the time of emptying to the level of the recording thermometer bulb.~~

~~When the recording time interval on the recording chart at the pasteurization temperature includes filling and/or emptying time, such intervals shall be indicated on the recording chart, by the operator, by removing the recording thermometer bulb from the milk or milk product for a sufficient time to depress the pen; or by turning cold water into the vat jacket at the end of the holding period; or by inscribing the holding time on the recording chart. The filling time and the emptying time for each batch pasteurizer, so operated, shall be determined by the Regulatory Agency, initially and after any change, which may affect these times.~~

~~No milk or milk product shall be added to the batch pasteurizer after the start of the holding period.~~

2. AIRSPACE HEATING:

~~a. Means shall be provided and used in batch pasteurizers to keep the atmosphere above the milk or milk product at a temperature not less than 3°C (5°F) higher than the minimum required temperature of pasteurization, during the holding period. (Refer to Appendix H.)~~

~~b. Each batch pasteurizer shall be equipped with an airspace thermometer. The surface of the milk or milk product shall be at least 25 millimeters (1 inch) below the bottom of the thermometer bulb when the vat is in operation.~~

~~c. The temperature shown by the airspace thermometer shall be recorded on the recording thermometer chart at the start of the holding period and at the end of the holding period, at a given time or reference point as indicated on the recording chart.~~

3. INLET AND OUTLET VALVES AND CONNECTIONS:

~~The following definitions shall apply to inlet and outlet valves and connections:~~

~~a. **"Valve Stop"** shall mean a guide which permits turning the valve plug to, but not beyond, the fully closed position.~~

~~b. **"The Fully Open Position"** shall mean that position of the valve seat that permits the maximum flow into or out of the pasteurizer.~~

~~c. **"The Closed Position"** shall mean any position of the valve seat that stops the flow of milk into or out of the pasteurizer.~~

~~d. **"The Fully Closed Position"** shall mean that closed position of the valve seat which requires the maximum movement of the valve to reach the fully open position.~~

~~e. **"The Just-Closed Position"** shall mean that closed position of a plug type valve in which the flow into or out of the holder is barely stopped, or any position within 2 millimeters (0.078 of an inch) thereof as measured along the maximum circumference of the valve seat.~~

~~f. **"Leakage"** shall mean the entrance of unpasteurized milk or milk product into a batch pasteurizer during the holding or emptying period, or the entrance of unpasteurized milk or milk product into any pasteurized milk or milk product line at any time.~~

~~g. **"Leak-Protector Valve"** shall mean a valve provided with a leak diverting device, which when the valve is in any closed position, shall prevent leakage of milk or milk product past the valve.~~

~~h. **"Close-Coupled Valve"** shall mean a valve, the seat of which is either flush with the inner wall of the pasteurizer or so closely coupled that no milk or milk product in the valve is more than 0.5°C (1°F) colder than the milk or milk product at the center of the pasteurizer at any time during the holding period.~~

~~A close-coupled valve, which is not truly flush, shall be considered as satisfying this requirement when:~~

- ~~(1) The vat outlet is so flared that the smallest diameter of the large end of the flare is not less than the diameter of the outlet line, plus the depth of the flare; and~~
- ~~(2) The greatest distance from the valve seat to the small end of the flare is not greater than the diameter of the outlet line; and~~
- ~~(3) In the case of batch pasteurizers, the outlet and the agitator are so placed as to insure that milk or milk product currents will be swept into the outlet.~~

~~4. DESIGN AND INSTALLATION OF VALVES AND CONNECTIONS:~~

~~All valves and connections shall comply with the following requirements:~~

- ~~a. Valves and pipeline connections shall meet the requirements of Item 10p.~~
- ~~b. All pipelines and fittings shall be so constructed and so located that leakage shall not occur.~~
- ~~c. To prevent clogging, and to promote drainage, all leak protection grooves in plug-type outlet valves shall be at least 5 millimeters (0.187 of an inch) wide and at least 2.3 millimeters (0.094 of an inch) deep at the center. Mating grooves shall provide these dimensions throughout their combined length, whenever the valve is in, or approximately in, the fully closed position. All single leak grooves, and all mating leak grooves when mated, shall extend throughout the entire depth of the seat, so as to divert leakage occurring at all points throughout the depth of the seat and so as to prevent air binding. Washers or other parts shall not obstruct leak protector grooves.~~
- ~~d. A stop shall be provided on all plug-type outlet valves in order to guide the operator in closing the valve so that unpasteurized milk or milk product may not inadvertently be permitted to enter the outlet line. The stop shall be so designed that the plug will be irreversible when the plug is provided with any grooves or their equivalent, unless duplicate, diametrically opposite grooves are also provided. Stops shall be so designed that the operator cannot turn the valve beyond the stop position, either by raising the plug or by any other means.~~
- ~~e. Outlet valves, in addition to the requirements listed above, shall be so designed as to prevent the accumulation of unpasteurized milk or milk product in the milk or milk product passages of the valve when the valve is in any closed position.~~
- ~~f. All outlets from vat pasteurizers shall be equipped with close-coupled leak protector valves or be otherwise similarly protected during filling, holding and emptying periods.~~
- ~~g. All leak protector grooved outlet valves shall be installed in the proper position to insure the function of the leak protector grooves and the drainage of the leak detector valve.~~
- ~~h. All outlet valves shall be kept fully closed during filling, heating, and holding periods.~~
- ~~i. Close-coupled vat pasteurizer outlet valve bodies and plugs shall be made of stainless steel or of other materials that have heat transfer properties at least equal to stainless steel.~~
- ~~j. All inlet pipelines are disconnected during the holding and emptying periods, and all outlet pipelines are disconnected during the filling and holding periods.~~

~~5. RECORDING CHARTS:~~

~~All recording thermometer charts shall comply with all the applicable requirements of Item 16p(D)1.a.~~

~~ITEM 16p.(B) HIGH TEMPERATURE SHORT TIME (HTST) CONTINUOUS FLOW PASTEURIZATION~~

~~PUBLIC HEALTH REASON~~

~~(Refer to the Public Health Reason under Item 16p and 16p(A).)~~

~~ADMINISTRATIVE PROCEDURES~~

~~This Item is deemed to be satisfied when:~~

~~1. INDICATING THERMOMETERS AND RECORDER/CONTROLLER INSTRUMENTS:~~

~~All indicating thermometers and recorder/controller instruments and devices used in connection with the HTST, continuous flow pasteurization of milk or milk products shall comply with the applicable specifications set forth in Appendix H.~~

~~2. AUTOMATIC MILK CONTROLLER:~~

~~Each HTST, continuous flow pasteurization system shall be equipped with an automatic milk flow control of the diversion type, which complies with the following definition, specifications and performance requirements:~~

~~a. Automatic Milk or Milk Product Flow Controls: The term "automatic milk or milk product flow controls" shall mean those safety devices which control the flow of milk or milk product in relation to the temperature of the milk or milk product or heating medium and/or pressure, vacuum or other auxiliary equipment. Milk or milk product flow controls shall not be considered as part of the temperature control equipment. Milk or milk product flow controls shall be of the flow diversion type, which automatically cause the diversion of the milk or milk product in response to a sub-legal pasteurization temperature. At sub-legal temperatures, FDDs return the milk or milk product to the raw milk or milk product side of the heating system continuously until legal pasteurization temperatures are obtained, at which time, the device restores forward flow through the pasteurizer.~~

~~b. FDDs: All FDDs used in continuous pasteurizers shall comply with the following or equally satisfactory specifications:~~

~~(1) The forward flow of milk or milk product below the minimum pasteurization temperature shall be prevented by requiring the motive pumps(s) to be de-energized when the milk or milk product is below the pasteurization temperature and the valve is not in the fully diverted position; or by any other equally satisfactory means. For the detection of the FDD and valve seat positions, refer to Appendix H., I., Position Detection Devices.~~

~~(2) When a packing gland is used to prevent leakage around the actuating stem, it shall be impossible to tighten the stem packing nut to such an extent as to prevent the valve from assuming the fully diverted position.~~

~~(3) A leak escape shall be installed on the forward flow side of the valve seat. However, when backpressure is exerted on the forward flow side of the valve seat, while the milk or milk product flow is being diverted, the leak escape should lie between two valve seats or between two portions of the same seat, one upstream and the other downstream from the leak escape. The leak escape shall be designed and installed to discharge all leakage to the outside, or to the constant-level tank through a line separate from the~~

~~diversion line. Provided, that when leakage is discharged to the constant level tank, a sight glass shall be installed in the leak escape line to provide a visual means of leak detection.~~

~~(4) The closure of the forward flow seat shall be sufficiently tight so that leakage past it shall not exceed the capacity of the leak escape device, as evidenced when the forward flow line is disconnected; and, in order that proper seating may not be disturbed, the length of the connecting rod shall not be adjustable by the user.~~

~~(5) The FDD shall be so designed and installed that failure of the primary motivating power shall automatically divert the flow of milk or milk product.~~

~~(6) The FDD shall be located downstream from the holder. The flow control sensor shall be located in the milk or milk product line not more than 46 centimeters (18 inches) upstream from the FDD.~~

~~(7) The FDD may be located downstream from the regenerator and/or cooler section, provided, that when the FDD is located downstream from the regenerator and/or cooler section, the FDD shall be automatically prevented from assuming the forward flow position until all product contact surfaces between the holding tube and FDD have been held at or above the required pasteurization temperature continuously and simultaneously for at least the required pasteurization time as defined in the definition of Pasteurization of this Ordinance.~~

~~(8) The pipeline from the diversion port of the FDD shall be self draining and shall be free of restrictions or valves; unless such restrictions are noticeable and valves are so designed that stoppage of the diversion line cannot occur. In the case of continuous flow pasteurization systems, which have the FDD located downstream from the regenerator and/or cooler and are inter wired or are computer controlled to thoroughly clean the system, including the divert pipeline before the re-starting of production, a cooling section, which is not self draining, may be present in the divert pipeline.~~

~~(9) When it is used, the pipeline from the leak detector port of the FDD shall be self draining and shall be free of restrictions or valves.~~

~~(10) For the timing pump, a one (1) second maximum "off" time delay is allowed to maintain the flow promoting device in the "on" position through the travel time of the FDD.~~

~~(11) If the area between the divert and leak detect valve seats is not self draining when the FDD is in the diverted position, a delay of at least one (1) second and not more than five (5) seconds is required between the movement of the divert and leak detect valves when the FDD assumes the forward flow position. Except that, the delay may be longer than five (5) seconds if: the timing system is a magnetic flow meter based timing system; or if the holding time in diverted flow through an unrestricted divert valve line is longer than the required pasteurization time as specified in the definition of Pasteurization of this Ordinance; and except that, no time delay is required in pasteurization systems in which the FDD is located downstream from the pasteurized regenerator and in which all forward flow product contact surfaces of the FDD are sanitized, or sterilized during the normal start-up process.~~

~~(12) In the case of HHST pasteurizing systems utilizing temperatures and holding times to meet the definition of ultra pasteurization (UP) of this Ordinance, the FDD may be located downstream of the regenerator and/or cooler section. Said FDD may alternatively be a system of the "Steam Block Type" as described in Appendix H. This~~

~~FDD system shall allow for the flow of water and/or milk or milk product to the constant level tank through appropriate valves and coolers during sterilization and when diverted.~~
c. ~~**Milk or Milk Product Flow Controller Instrumentation:** The following requirements shall be met with respect to the instrumentation of the milk or milk product flow controller:~~

~~(1) The thermal limit controller shall be set and sealed so that forward flow of milk or milk product cannot start unless the temperature at the controller sensor is above the required pasteurization temperature as defined in the definition of Pasteurization of this Ordinance for the milk or milk product, and the process used, nor continue during descending temperatures when the temperature is below the required pasteurization temperature. The seal shall be applied by the Regulatory Agency after testing, and shall not be removed without immediately notifying the Regulatory Agency. The system shall be so designed that no milk and/or milk product can be bypassed around the controller sensor that shall not be removed from its proper position during the pasteurization process. The cut-in and cut-out milk or milk product temperatures, as shown by the indicating thermometer, shall be determined at the beginning of each day's operation and entered upon the recorder chart daily by the milk plant operator.~~

~~(2) In the case of pasteurization systems, with the FDD located downstream from the regenerator and/or cooler section, additional temperature controllers and timers shall be inter-wired with the thermal limit controller, and the control system shall be set and sealed so that forward flow of milk or milk product cannot start until all product contact surfaces between the holding tube and FDD have been held at or above the required pasteurization temperature, continuously and simultaneously for at least the required pasteurization time as defined in the definition of Pasteurization of this Ordinance. The control system shall also be set and sealed so that forward flow cannot continue when the temperature of the milk or milk product in the holding tube is below the required pasteurization temperature. Provided, that for systems used for the processing of milk or milk products labeled as UP, it is not necessary to set and seal the thermal limit controller at or above 138°C (280°F). Also, provided that these systems shall meet all the public health control requirements for HHST systems, and that the recorder-controller chart shows that the UP milk or milk product has been processed at a minimum temperature of 138°C (280°F), and has been verified by the Regulatory Agency to have a calculated holding time of at least two (2) seconds. The seal, if required, shall be applied by the Regulatory Agency after the equipment has been tested, and shall not be removed without immediately notifying the Regulatory Agency. The system shall be so designed that no milk or milk product can be bypassed around the control sensors, which shall not be removed from their proper position during the pasteurization process. For these pasteurization systems, daily measurement by the operator of the cut-in and cut-out temperatures is not required.~~

~~(3) Manual switches for the control of pumps, homogenizers or other devices, which produce flow through the holder, shall be wired so that the circuit is completed only when milk or milk product is above the required pasteurization temperature as defined in the definition of Pasteurization of this Ordinance for the milk or milk product and the process used, or when the FDD is in the fully diverted position.~~

d. **Holding Tube:**

- ~~(1) Holding tubes shall be designed to provide for the holding of every particle of the milk or milk product for at least the time required in the definition of Pasteurization of this Ordinance for the milk or milk product and the process used.~~
- ~~(2) The holding tube shall be so designed that the simultaneous temperature difference between the hottest and coldest milk or milk product, in any cross section of flow, at any time during the holding period, will not be greater than 0.5°C (1°F). This requirement may be assumed to have been satisfied, without testing, in tubular holders of 17.8 centimeters (7 inches) or smaller diameter that are free of any fittings through which the milk or milk product may not be thoroughly swept.~~
- ~~(3) No device shall be permitted for short-circuiting a portion of the holding tube to compensate for changes in rate of milk or milk product flow. Holding tubes shall be installed so that sections of pipe cannot be left out, resulting in a shortened holding time.~~
- ~~(4) The holding tube shall be arranged to have a continuously upward slope in the direction of flow of not less than 2.1 centimeters per meter (0.25 of an inch per foot).~~
- ~~(5) Supports for holding tubes shall be provided to maintain all parts of the holding tubes in a fixed position, free from any lateral or vertical movement.~~
- ~~(6) The holding tube shall be so designed that no portion between the inlet and the recorder-controller temperature sensor is heated.~~

~~The following Items apply to HHST systems:~~

- ~~(7) The holding time for HHST systems shall be determined from the pumping rate rather than by the salt conductivity test, because of the short holding tube. The holding tube length shall be such that the fastest flowing particle, of any milk or milk product, will not traverse the holding tube in less than the required holding time. Since laminar flow, the fastest flowing particle travels twice as fast as the average flowing particle, can occur in the holding tube during pasteurization of high viscosity milk or milk products, holding tube lengths are calculated as twice the length required to hold the average flow for the time standard.~~
- ~~(8) With the direct steam heating processes, the holding time is reduced because the milk or milk product volume increases as the steam condenses to water during heating in the injector. This surplus water is evaporated as the pasteurized milk or milk product is cooled in the vacuum chamber. For example, with a 66°C (120°F) increase by steam injection, which is probably the maximum temperature rise that will be used, a volume increase of twelve percent (12%) will occur in the holding tube. The measurement of the average flow rate, at the discharge of the pasteurizer, does not reflect this volume increase in the holding tube. However, this volume increase, i.e., holding time decrease, shall be considered in the calculations.~~
- ~~(9) For those HHST systems capable of operating with less than 518 kPa (75 psig) pressure in the holding tube, a pressure limit indicator/pressure switch shall be interwired so that the FDD will move to the divert position if the milk or milk product pressure falls below a prescribed value. For operating temperatures between 89°C (191°F) and 100°C (212°F) the instrument shall be set at 69 kPa (10 psi). To prevent vaporization in the holding tube, which may substantially reduce residence times, HHST systems operating~~

~~above 100°C (212°F), the instrument shall be set at 69 kPa (10 psi) above the boiling pressure of the product, at its maximum temperature in the holding tube.~~

~~(10) With the steam injection process, a differential pressure limit indicator across the injector is needed to keep the heated milk or milk product in the liquid phase and to ensure adequate isolation of the injection chamber. The instrument shall have a differential pressure switch so that the FDD will move to the divert position if the pressure drop across the injector falls below 69 kPa (10 psi).~~

e. ~~Indicating and Recording Thermometers:~~

~~(1) An indicating thermometer shall be located as near as practicable to the temperature sensor of the recorder/controller, but may be located a short distance upstream from the latter where milk or milk product between the two thermometers does not differ significantly in temperature.~~

~~(2) The temperature shown by the recorder/controller shall be checked daily by the milk plant operator against the temperature shown by the indicating thermometer. Readings shall be recorded on the chart. The recorder/controller shall be adjusted to read no higher than the indicating thermometer.~~

~~(3) The recorder/controller charts shall comply with the applicable provisions of Item 16p(D)1.~~

f. ~~Flow Promoting Devices:~~

~~(1) The pump or pumps and other equipment which may produce flow through the holding tube shall be located upstream from the holding tube, provided that pumps and other flow promoting devices may be located downstream from the holding tube, if means are provided to eliminate negative pressure between the holding tube and the inlet to such equipment. When vacuum equipment is located downstream from the holding tube, an effective vacuum breaker, plus an automatic means of preventing a negative pressure in the line between the FDD and the vacuum chamber, shall be acceptable.~~

~~(2) The speed of pumps or other flow promoting devices, governing the rate of flow through the holding tube, shall be so controlled as to insure the holding of every particle of milk or milk product for at least the time required as defined in the definition of Pasteurization of this Ordinance for the milk or milk product and the process used. In all cases, the motor shall be connected to the timing pump by means of a common drive shaft, or by means of gears, pulleys, or a variable speed drive, with the gear box, the pulley box or the setting of the variable speed protected in such a manner that the holding time cannot be shortened without detection by the Regulatory Agency. This shall be accomplished by the application of a suitable seal(s) after being tested by the Regulatory Agency and such seal(s) shall not be broken without immediately notifying the Regulatory Agency. This provision shall also apply to all homogenizers used as timing pumps. Variable speed drives, used in connection with the timing pump, shall be so constructed that wearing or stretching of the belt results in a slowdown, rather than a speedup, of the pump.~~

~~The timing pump shall be of the positive displacement type or shall comply with the specifications for magnetic flow meter based timing systems as outlined in Appendix H. Timing pumps and homogenizers, when used as a timing pump, shall not have by pass lines connected from their outlet pipelines to their inlet pipelines during processing if an additional flow promoting or vacuum producing device is located within the system.~~

~~When a homogenizer is used in conjunction with a timing pump, and both are located upstream of the holding tube, it shall be either:~~

- ~~i) Of larger capacity than the timing pump: In which case, an unrestricted, open, recirculation line shall be used to connect the outlet pipeline from the homogenizer to its inlet line. The recirculation line shall be of at least the same or larger diameter than the inlet pipeline feeding milk or milk product to the homogenizer. A check-valve, allowing flow from the outlet line to the inlet line, may be used in the recirculating line, provided it is of the type which provides a cross sectional area at least as large as the recirculating line.~~
- ~~ii) Of smaller capacity than the timing pump: In which case, a relief line and valve shall be used. Such relief line shall be located after the timing pump and before the inlet to the homogenizer and shall return milk or milk product to the constant level tank or to the outlet of the constant level tank, upstream of any booster pump or other flow promoting device.~~

~~**NOTE:** For those systems that do not homogenize all milk or milk products and wish to utilize a by-pass line to by-pass the homogenizer while processing such milk or milk product, the by pass line shall be connected with valves that are so designed that both lines cannot be open at the same time. This may be accomplished with three (3)-way plug valves with properly designed and operating pins or other automatic, fail-safe valves that accomplish the same objective.~~

~~(3) The holding time shall be taken to mean the flow time of the fastest particle of milk or milk product at or above the required pasteurization temperature as defined in the definition of Pasteurization of this *Ordinance* for the milk or milk product and the process used, throughout the holding tube section; i.e., that portion of the system that is outside of the influence of the heating medium, slopes continuously upward in the downstream direction and is located upstream from the FDD. Tests for the holding time shall be made when all equipment and devices are operated and adjusted to provide for maximum flow. When a homogenizer is located upstream from the holding tube, the holding time shall be determined with the homogenizer in operation with no pressure on the homogenizer valves.~~

~~For those systems which do not homogenize all milk or milk products and utilize by pass lines as outlined in f.(2) i) above, the holding time shall be tested in both flow patterns and the fastest time used. The holding time shall be tested during both forward and diverted flow. If it is necessary to lengthen the holding time during diverted flow, an identifiable restriction may be placed in the vertical portion of the diversion pipeline. When vacuum equipment is located downstream from the holding tube, the holding time shall be tested with the timing pump operating at maximum flow and the vacuum equipment adjusted to provide for the maximum vacuum. The holding time shall be tested in both forward and diverted flow by the Regulatory Agency initially; semiannually thereafter; after any alteration or replacement that may affect the holding time; and whenever the seal of the speed setting has been broken.~~

~~g. **Heating by Direct Addition of Steam:** Steam injection is an inherently unstable process; accordingly, when steam is injected into a fluid, condensation of the steam may not be completed inside the injector unless the proper design criteria are used. Lack of complete~~

~~condensation inside the injector would cause temperature variations in the holding tube that could lead to some milk or milk product particles being processed below pasteurization temperature. When culinary steam is injected directly into milk or milk product, as the means of terminal heating to achieve pasteurization temperature, the steam injector shall be designed, installed and operated to comply with the following or equally satisfactory specifications:~~

~~(1) The milk and/or milk product and steam flows shall be isolated from pressure fluctuations inside the injection chamber. One (1) method of isolation is to insert supplementary orifices on the milk or milk product inlet and the heated milk or milk product outlet of each injector. The two (2) supplementary orifices shall be sized for at least a 69 kPa (10 psi) milk or milk product pressure drop across the injector during a simulation of normal operations. Excessive vibrations, pressure fluctuations or erratic noise levels indicate an unstable steam injection system and a need to check the isolation of the injection chamber.~~

~~(2) The process should be as free as possible of non-condensable gases that may evolve from the product or be carried in the steam supply. Any two-phase flow caused by the non-condensable gases would displace the product in the holding tube, resulting in reduced residence times. In addition, these gases in the steam supply may also markedly alter the condensation mechanism at the point of injection. Accordingly, the steam boiler shall be supplied with a de-aerator. The de-aerator will aid in keeping the product in the holding tube as free as possible of non-condensable gases.~~

~~**h. Prevention of Milk or Milk Product Adulteration with Added Water:**~~

~~(1) When culinary steam is introduced directly into the milk or milk product, downstream from the FDD, means shall be provided to preclude the addition of steam to the milk or milk product, unless the FDD is in the forward flow position. This provision may be satisfied by the use of an automatic steam control valve with a temperature sensor located downstream from the steam inlet, or by the use of an automatic solenoid valve installed in the steam line and so wired through the FDD controls, so that steam cannot flow unless the FDD is in the forward flow position.~~

~~(2) When culinary steam is introduced directly into the milk or milk product, automatic means, i.e., stand alone and/or programmable logic controller (PLC) based ratio control system, shall be provided to maintain a proper temperature differential between incoming and outgoing milk or milk product to preclude dilution with water.~~

~~(3) Where a water feed line is connected to a vacuum condenser and the vacuum condenser is not separated from the vacuum chamber by a physical barrier, means shall be provided to preclude the backup and overflow of water from the vacuum condenser to the vacuum chamber. This provision may be satisfied by the use of a safety shutoff valve, located on the water feed line to the vacuum condenser, which is automatically actuated by a control, which will shut off the in flowing water, if for example, the condensate pump stops and the water level rises above a predetermined point in the vacuum condenser. This valve may be actuated by water, air or electricity and shall be so designed that failure of the primary motivating power shall automatically stop the flow of water into the vacuum condenser.~~

~~ITEM 16p.(C) PASTEURIZERS EMPLOYING REGENERATIVE HEATING~~

~~PUBLIC HEALTH REASON~~

~~To prevent contamination of the pasteurized milk or milk product in regenerators, the raw milk or milk product shall always be under less pressure than the pasteurized milk or milk product or the heat-transfer medium. In the case of milk or milk-to-milk or milk regenerators, this requirement is necessary to prevent contamination of the pasteurized milk or milk product by the raw milk or milk product if flaws should develop in the metal or joints separating the raw and pasteurized milk or milk product.~~

~~ADMINISTRATIVE PROCEDURES~~

~~This Item is deemed satisfied when:~~

~~MILK OR MILK PRODUCT TO MILK OR MILK PRODUCT REGENERATIVE HEATING~~

~~Pasteurizers employing milk or milk product to milk or milk product regenerative heating with both sides closed to the atmosphere shall comply with the following or equally satisfactory specifications:~~

- ~~1. Regenerators shall be constructed, installed and operated so that pasteurized milk or milk product in the regenerator will automatically be under greater pressure than raw milk or milk product in the regenerator at all times.~~
- ~~2. The pasteurized milk or milk product, between its outlet from the regenerator and the nearest point downstream open to the atmosphere, shall rise to a vertical elevation of 30.5 centimeters (12 inches) above the highest raw milk or milk product level, downstream from the constant-level tank, and shall be open to the atmosphere at this or a higher elevation.~~
- ~~3. The overflow of the top rim of the constant-level tank shall always be lower than the lowest milk or milk product level in the regenerator.~~
- ~~4. No pump or flow-promoting device which can affect the proper pressure relationships within the regenerator shall be located between the pasteurized milk or milk product outlet from the regenerator and the nearest downstream point open to the atmosphere.~~
- ~~5. No pump shall be located between the raw milk or milk product inlet to the regenerator and the constant-level tank, unless it is designed and installed to operate only when milk or milk product is flowing through the pasteurized milk or milk product side of the regenerator and when the pressure of the pasteurized milk or milk product is higher than the maximum pressure produced by the pump. This may be accomplished by wiring the booster pump so that it cannot operate unless:~~
 - ~~a. The timing pump is in operation;~~
 - ~~b. The FDD is in forward flow position; and~~
 - ~~c. The pasteurized milk or milk product pressure exceeds, by at least 6.9 kPa (1 psi), the maximum pressure developed by the booster pump. Pressure gauges shall be installed at the raw milk or milk product inlet to the regenerator and the pasteurized milk or milk product outlet of the regenerator or the outlet of the cooler. The accuracy of these required pressure~~

~~gauges shall be checked, by the Regulatory Agency, on installation; quarterly thereafter; and following repair or adjustment.~~

~~6. The motor, casing and impeller of the booster pump shall be identified for those systems that rely on a pressure switch, located only on the pasteurized side, and such records maintained as directed by the Regulatory Agency.~~

~~7. All electric wiring interconnections for the booster pump should be in permanent conduit, except that rubber covered cable may be used for final connections, with no electrical connections to defeat the purpose of any provisions of this Ordinance.~~

~~8. All raw milk or milk product in the regenerator(s) shall automatically drain freely into the constant level tank or to the floor when the raw milk or milk product pump(s) are shut down and the raw milk or milk product connection(s) at the regenerator(s) is disconnected.~~

~~9. When vacuum equipment is located downstream from the FDD, means shall be provided to prevent the lowering of the pasteurized milk or milk product level in the regenerator during periods of diverted flow or shutdown. An effective vacuum breaker, plus an automatic means of preventing a negative pressure, shall be installed in the line between the vacuum chamber and the pasteurized milk or milk product inlet to the regenerator.~~

~~10. In the case of pasteurization systems, with the FDD located downstream from the regenerator and/or cooler section, the requirements of paragraphs (2), (3), (5), (7) and (8) of this Section may be eliminated. Provided, that a differential pressure controller is used to monitor the highest pressure in the raw milk or milk product side of the regenerator and the lowest pressure in the pasteurized side of the regenerator, and the controller is interlocked with the FDD and is set and sealed so that whenever improper pressures occur in the regenerator, forward flow of milk or milk product is automatically prevented and shall not start again until all milk or milk product contact surfaces between the holding tube and FDD have been held at or above the required pasteurization temperature, continuously and simultaneously for at least the required pasteurization time as defined in the definition of Pasteurization of this Ordinance.~~

~~11. When culinary steam is introduced directly into milk or milk product to achieve pasteurization temperature, and vacuum equipment is located downstream from the holding tube, the requirement that a vacuum breaker be installed at the inlet to the pasteurized side of the regenerator may be eliminated. Provided, that the differential pressure controller is installed and wired to control the FDD as described in paragraph 10 of this Section.~~

~~12. When the differential pressure controller is installed and wired to control the FDD as described in paragraph 10 of this Section, the raw milk or milk product booster pump may be permitted to run at all times. Provided, that the timing pump is in operation.~~

~~**MILK OR MILK PRODUCT TO WATER TO MILK OR MILK PRODUCT REGENERATIVE HEATING**~~

~~**OPTION I:** Milk or milk product to water to milk or milk product regenerators, with both the milk or milk product and the heat transfer water in the raw milk or milk product section, closed to the atmosphere, shall comply with the following or equally satisfactory specifications:~~

~~1. Regenerators of this type shall be so designed, installed and operated that the heat transfer medium side of the regenerator, in the raw milk or milk product section, will automatically be under greater pressure than the raw milk or milk product side at all times.~~

- ~~2. The heat transfer water shall be a safe water and the heat transfer water shall be in a covered tank, which is open to the atmosphere at an elevation higher, by at least 30.5 centimeters (12 inches), than any raw milk or milk product level downstream from the constant level tank. The heat transfer water between its outlet from the regenerator and the nearest point downstream open to the atmosphere shall rise to a vertical elevation of at least 30.5 centimeters (12 inches) above any raw milk or milk product in the system and shall be open to the atmosphere at this or a higher elevation.~~
- ~~3. The heat transfer water circuit shall be full of water at the beginning of the run and all loss of water from the circuit shall be automatically and immediately replenished whenever raw milk or milk product is present in the regenerator.~~
- ~~4. The overflow of the top rim of the constant level tank shall always be lower than the lowest milk or milk product level in the raw milk or milk product section of the regenerator. The regenerator shall be designed and installed so that all raw milk or milk product shall drain freely back to the upstream supply tank when the raw milk or milk product pumps are shut down and the raw milk or milk product line is disconnected from the regenerator outlet.~~
- ~~5. No pump shall be located between the raw milk or milk product inlet to the regenerator and the constant level tank, unless it is designed and installed to operate only when water is flowing through the heat transfer section of the regenerator and when the pressure of the heat transfer water is higher than the pressure of the raw milk or milk product. This may be accomplished by wiring the booster pump so that it cannot operate unless:~~
 - ~~a. The heat transfer water pump is in operation; and~~
 - ~~b. The heat transfer water pressure exceeds, by at least 6.9 kPa (1 psi), the raw milk or milk product pressure in the regenerator. A differential pressure controller shall be installed at the raw milk or milk product inlet and the heat transfer water outlet of the regenerator. The raw milk or milk product booster pump shall be wired so that it cannot operate unless the differential pressure is met. The accuracy of the required differential pressure controller shall be checked by the Regulatory Agency on installation; quarterly thereafter; and following repair or replacement.~~

OPTION II: ~~Milk or milk product to water to milk or milk product regenerators may also be constructed, installed and operated such that the pasteurized milk or milk product in the regenerator will be under greater pressure than the heat transfer medium in the pasteurized milk or milk product side of the regenerator.~~

- ~~1. A differential pressure controller shall be used to monitor pressures of the pasteurized milk or milk product and the heat transfer medium. One (1) pressure sensor shall be installed at the pasteurized milk or milk product outlet of the regenerator and the other pressure sensor shall be installed at the heat transfer medium inlet of the pasteurized milk or milk product side of the regenerator. This controller or recorder controller shall divert the FDD whenever the lowest pressure of pasteurized milk or milk product in the regenerator fails to exceed the highest pressure of the heat transfer medium in the pasteurized milk or milk product side of the regenerator by at least 6.9 kPa (1 psi). Forward flow of milk or milk product shall be automatically prevented until all milk or milk product contact surfaces between the holding tube and the FDD have been held at or above the required pasteurization temperature continuously and simultaneously for at least the pasteurization time.~~

~~2. The heat transfer medium pump shall be wired so that it cannot operate unless the timing pump is in operation.~~

~~**NOTE:** Refer to Appendix H. for further discussion concerning methods of achieving the required pressure relationships within the regenerator.~~

~~**ITEM 16p.(D) PASTEURIZATION RECORDS, EQUIPMENT TESTS AND EXAMINATIONS**~~

~~**1. PASTEURIZATION RECORDS:**~~

~~All temperature and flow rate pasteurization recording charts or alternative records, acceptable to FDA, in place of charts shall be preserved for a period of three (3) months. The use of such charts shall not exceed the time limit for which they are designed. Overlapping of recorded data shall be a violation of this Item. The following information shall be entered on the charts or other records acceptable to FDA in place of charts as applicable:~~

~~**a. Batch Pasteurizers:**~~

- ~~(1) Date;~~
- ~~(2) Number or location of recording thermometer when more than one is used;~~
- ~~(3) A continuous record of the product temperature;~~
- ~~(4) Extent of holding period, including filling and emptying times when required;~~
- ~~(5) Reading of the airspace thermometer, at the start of the holding period and at the end of the holding period, at a given time or reference point as indicated on the chart; provided, if the airspace thermometer is a digital combination airspace/recording thermometer, which provides a continuous recording of the airspace temperature and has been calibrated by the Regulatory Agency in accordance with Appendix I, Test 4, the recording of the airspace temperature on the chart shall only be required at the start of the holding period;~~
- ~~(6) Reading of indicating thermometer, at the start of the holding period, at a given time or reference point as indicated on the chart;~~
- ~~(7) Quarterly, the time accuracy of the recording thermometer, as determined by the Regulatory Agency, or in the case of milk plants regulated under the NCIMS voluntary HACCP Program, a qualified industry person acceptable to the Regulatory Agency;~~
- ~~(8) Amount and name of the pasteurized milk or milk product, represented by each batch or run on the chart;~~
- ~~(9) Record of unusual occurrences;~~
- ~~(10) Signature or initials of the operator; and~~
- ~~(11) Name of the milk plant.~~

~~**b. HTST and HHST Pasteurizers:** Recording thermometer charts shall contain all the information specified in Subitem a. above, except (4), and (5), and in addition, shall include the following:~~

- ~~(1) A record of the time during which the FDD is in the forward flow position;~~
- ~~(2) The cut in and cut out milk or milk product temperatures, recorded daily by the operator, at the beginning of the run (HTST only), and initialed quarterly by the~~

~~Regulatory Agency, or in the case of milk plants regulated under the NCIMS voluntary HACCP Program, a qualified industry person acceptable to the Regulatory Agency; and (3) Number (6) from above shall also be recorded immediately after a chart has been changed.~~

NOTE: ~~The temperature shown on the recording thermometer chart shall be used to determine that the required temperature for milk or milk products containing higher fat and/or sweeteners has been achieved.~~

~~c. **Continuous Flow Pasteurization Systems with Magnetic Flow Meter Based Timing Systems:** Flow rate recording charts shall be capable of continuously recording flow at the flow alarm set point and at least 19 liters (5 gallons) per minute higher than the high flow alarm setting. Flow rate recording charts shall contain all the information specified in Subitem a. above, except (3), (4), (5), (6), and (7), and in addition, shall include the following:~~

- ~~(1) A continuous record of the status of the high and low flow/loss of signal alarms; and~~
- ~~(2) A continuous record of the flow rate.~~

~~d. **Electronic Data Collection, Storage and Reporting:** Electronic collection, storage and reporting of required pasteurization records, with or without hard copy printouts, may be acceptable, provided, the electronically generated records are readily available at the milk plant for review by the Regulatory Agency and meet the criteria of this Section and Appendix H., V.~~

~~2. **EQUIPMENT TESTS AND EXAMINATIONS:**~~

~~The Regulatory Agency shall perform the indicated Tests on the following instruments and devices identified in Table 4 initially upon installation; at least once each three (3) months thereafter, including the remaining days of the month in which the equipment Tests are due; whenever any alteration or replacement is made which may affect the proper operation of the instrument or device; or whenever a regulatory seal has been broken. Provided, that the pasteurization holding time Tests shall be conducted at least once each six (6) months thereafter, including the remaining days of the month in which the equipment Test is due.~~

NOTE: ~~A TPC authorized under the ICP may utilize appropriately trained and TPC authorized in-country regulatory personnel to comply with 2. as cited above.~~

~~On an emergency basis, pasteurization equipment may be tested and temporarily sealed by a milk plant employee provided the following conditions are met:~~

- ~~a. The individual applying the seal(s) shall be employed by the milk plant in which the seal(s) was removed;~~
- ~~b. The individual has satisfactorily completed training, acceptable to the Regulatory Agency, on test controls for pasteurization equipment;~~
- ~~c. The individual has demonstrated the ability to satisfactorily conduct all pasteurization control tests, in the presence of a regulatory official, within the past year;~~
- ~~d. The individual shall be in possession of authorization from the Regulatory Agency to perform these pasteurization equipment tests;~~

- ~~e. The individual shall immediately notify the Regulatory Agency of the time of the shutdown that would necessitate the breaking and removal of the regulatory seal(s). Permission to test and reseal the equipment shall be obtained for each specific incident. The individual shall also notify the Regulatory Agency of the identity of the pasteurization equipment controls affected, the cause, if known, of the pasteurization equipment failure, the repairs made and the results of the pasteurization equipment testing. Test results for the Pasteurization Equipment Testing shall be recorded on a similar document for all milk plants. (Refer to the reference in Appendix M. for an example.) The individual shall provide to the Regulatory Agency the identity and volume of milk and/or milk products processed during the period that the temporary seal(s) was applied;~~
- ~~f. If regulatory pasteurization equipment testing reveals that the pasteurization equipment or controls are not in compliance with the provisions of this Ordinance, all milk and/or milk products that were processed during this period may be recalled by the Regulatory Agency;~~
- ~~g. The Regulatory Agency or a properly trained regulatory official, commissioned by the responsible Regulatory Agency, of each participating non U.S. country or political subdivision thereof, shall remove the temporary seal(s), retest the pasteurization equipment and apply the regulatory seal(s) within ten (10) working days of the notification by the milk plant; and~~
- ~~h. Grade "A" milk and/or milk products shall not be processed after ten (10) working days of the notification by the milk plant without the affected pasteurization equipment being tested and sealed by the Regulatory Agency or a properly trained regulatory official, commissioned by the responsible Regulatory Agency, of each participating non U.S. country or political subdivision thereof.~~

~~In the case of milk plants with HACCP Plans regulated under the NCIMS voluntary HACCP Program, pasteurization equipment may be tested and sealed by industry personnel acceptable to the Regulatory Agency, if the following conditions are met:~~

- ~~a. Test results for the Pasteurization Equipment Testing shall be recorded on a similar document for all milk plants. (Refer to the reference in Appendix M. for an example.)~~
- ~~b. Industry personnel conducting the Pasteurization Equipment Testing shall be adequately trained and shall be able to demonstrate an acceptable understanding and ability to conduct these pasteurization equipment tests to the Regulatory Agency.~~
 - ~~(1) Industry shall physically demonstrate to the Regulatory Agency that they understand and can perform the required pasteurization equipment tests according to the requirements of this Ordinance.~~
 - ~~(2) The Regulatory Agency shall accept a field practical exercise, a written exam, formal classroom training, on the job training or any combination of these except that, if industry personnel do not physically demonstrate the appropriate capability to perform the pasteurization equipment tests to the satisfaction of the Regulatory Agency, they are not acceptable for conducting such pasteurization equipment tests.~~
 - ~~(3) Continued training such as, but not limited to, on the job training with supervision or an acceptable pasteurizer training course shall be completed before they reapply for pasteurizer equipment testing approval.~~
- ~~c. Pasteurization Equipment Tests shall be conducted at a frequency not less than the requirements of this Ordinance. Industry shall have responsibility for the performance of all required pasteurization equipment tests. At least each six (6) months the Regulatory Agency shall physically supervise these pasteurization equipment tests. Regulatory supervised~~

~~pasteurization equipment tests shall include the semi-annual HTST and HHST pasteurization equipment tests, if applicable. These six (6) month pasteurization equipment tests shall be performed at a time that is mutually convenient to all parties. Because these pasteurization equipment tests are required to support a CCP, the industry is responsible for conducting these pasteurization equipment tests even in the absence of the regulatory official.~~

~~d. Upon initial installation or extensive modification of any pasteurization equipment, pasteurization equipment tests shall be physically supervised or conducted by the Regulatory Agency.~~

~~e. Sealing guidance for pasteurization equipment by industry is as follows:~~

~~(1) All pasteurization equipment that is required to be sealed within this *Ordinance* shall also be sealed under the HACCP System. The sealing shall be done by a trained, qualified individual who is acceptable to the milk plant and the Regulatory Agency; and~~

~~(2) The Regulatory Agency may verify any pasteurization equipment sealing and evaluate (accept or reject) the skills and knowledge of the individual performing the sealing.~~

~~f. During an audit, the auditor may conduct any or all of the Pasteurization Equipment Tests. The auditor shall, through a combination of the physical examination of the pasteurization equipment and a records review, satisfy themselves that the pasteurization equipment is properly installed and operated.~~

Table 4. Equipment Tests – Batch Pasteurizers and HTST and HHST Pasteurization Systems (Refer to Appendix I.)		
1.	Vat, HTST and HHST indicating and airspace thermometers	Temperature accuracy
2.	Vat, HTST and HHST recording thermometer	Temperature accuracy
3.	Vat, HTST and HHST recording thermometer	Time accuracy
4.	Vat, HTST and HHST indicating and recording thermometer	Recording vs. Indicating thermometer
5.1	HTST and HHST FDD	Leakage pass FDD
5.2	HTST and HHST FDD	FDD freedom of movement
5.3	HTST and HHST FDD	Device assembly (single stem)
5.4	HTST and HHST FDD	Device assembly (dual stem)
5.5	HTST FDD	Manual diversion
5.6	HTST and HHST FDD	Response time
5.7	HTST and HHST FDD	Time delay (inspect)
5.8	HTST and HHST FDD	Time delay (CIP)
5.9	HTST FDD	Time delay (leak-detect flush)
6.	Vat leak-protector valve(s)	Leakage
7.	HTST indicating thermometers	Response time
8.	HTST recording thermometers	Response time
9.1	HTST pressure switches	Regenerator pressures
9.2.1	HTST and HHST differential pressure controllers	Calibration
9.2.2	HTST differential pressure controllers	Regenerator pressure
9.2.3	HTST* and HHST differential pressure controllers	Regenerator pressure
9.3.1	HTST booster pump/FDD	Inter wiring check
9.3.2	HTST booster pump/timing pump	Inter wiring check
10.1	HTST FDD	Temperature cut in/cut-out
10.2	HTST* and HHST FDD divert system (indirect heat)	Temperature cut in/cut-out
10.3	HTST* and HHST FDD divert system (direct heat)	Temperature cut in/cut-out
11.1	HTST holding tubes/timing pumps (except magnetic flow meter based timing systems (MFMBTS))	Holding time
11.2.a	HTST holding tubes/ MFMBTS	Holding time
11.2.b	HTST and HHST MFMBTS	Flow alarm
11.2.e	HTST and HHST MFMBTS	Loss of signal/low flow
11.2.d	HTST MFMBTS	Flow rate cut in/cut-out
11.2.e	HTST MFMBTS	Time delay
11.2.f	All MFMBTS	High flow alarm response time
11.3	HHST holding tubes indirect heat	Holding time
11.4	HHST holding tubes direct injection heat	Holding time
11.5	HHST holding tubes direct infusion heat	Holding time
12.1	HTST* and HHST indirect heating	Sequence logic
12.2	HTST* and HHST direct heating	Sequence logic
13.	HHST	Pressure in the holding tube
14.	HTST* and HHST using direct injection heating	Pressure differential across injector
15.	HTST and HHST (all electronic controls)	Electro-Magnetic Interference

~~* For HTST systems with the FDD located downstream of the regenerator and/or cooler section.~~

~~ITEM 17p. COOLING OF MILK AND/OR MILK PRODUCTS~~

~~All raw milk and milk products shall be maintained at 7°C (45°F) or less until processed. All whey and whey products for condensing and/or drying shall be maintained at a temperature of 7°C (45°F) or less; or 57°C (135°F) or greater until processed, except that acid-type whey with a titratable acidity of 0.40% or above, or a pH of 4.6 or below, is exempted from these temperature requirements.~~

~~For a milk or milk product flavoring slurry that contains milk and/or milk products and is not intended to be injected within a HTST pasteurization system as a part of a liquid ingredient injection system as outlined in Appendix H., the tanks and/or vessels used to blend and hold the slurry shall be completely emptied and cleaned after each four (4) hours of operation or less, unless the slurry is stored at a temperature of 7°C (45°F) or less, or at a temperature of 66°C (150°F) or greater and maintained thereat.~~

~~All pasteurized milk and milk products, except the following, shall be cooled immediately prior to filling or packaging, in approved equipment, to a temperature of 7°C (45°F) or less, unless drying is commenced immediately after condensing:~~

- ~~1. Those to be cultured;~~
- ~~2. Cultured sour cream at all milkfat levels with a pH of 4.70 or below*;~~
- ~~3. Acidified sour cream at all milkfat levels with a pH of 4.60 or below*;~~
- ~~4. All yogurt products at all milkfat levels with an initial pH of 4.80 or below* at filling;~~
- ~~5. Cultured buttermilk at all milkfat levels with a pH of 4.60 or below*;~~
- ~~6. Cultured cottage cheese at all milkfat levels with a pH of 5.2 or below* and:~~
 - ~~a. Filled at 63°C (145°F) or above* for containers of four (4) ounces (118 ml) or larger, or~~
 - ~~b. Filled at 69°C (155°F) or above* for containers of 2.9 ounces (85.6 ml), and~~
 - ~~c. The additional applicable critical factors*, as cited below, shall also be utilized for either hot fill temperature to determine the acceptability of filling at these temperatures, or~~
 - ~~d. The addition of potassium sorbate at a minimum concentration of 0.06% and filled at 13°C (55°F) or less*, or~~
 - ~~e. The addition of one (1) of the specified microbial inhibitors and/or preservatives, at the specified concentration as addressed in M-a 97, and filled at 13°C (55°F) or less*; and~~
- ~~7. All condensed whey and whey products shall be cooled during the crystallization process to 10°C (50°F) or less within seventy two (72) hours of condensing, including the filling and emptying time, unless filling occurs above 57°C (135°F), in which case, the seventy two (72) hour time period begins when cooling is started.~~

~~*Critical factors including, but not limited to, pH, filling temperature, cooling times and temperatures, and potassium sorbate concentration or specified microbial inhibitors and/or preservatives, at the specified concentration as addressed in M-a 97, if applicable, shall be monitored and documented by the processing facility for verification by the Regulatory Agency. pH limit with a pH variance of ± 0.05 units to account for reproducibility and inaccuracies in pH measurements. Formulation or processing changes that affect critical factors shall be communicated to the Regulatory Agency.~~

~~**NOTE:** Microbial inhibitors and/or preservatives and/or all of their individual components shall have GRAS status; and their pathogen inhibition shall be supported by documented challenge study results that are acceptable to the Regulatory Agency and FDA.~~

~~All pasteurized milk and milk products, except the following, shall be stored at a temperature of 7°C (45°F) or less and maintained thereat following filling or until further processed:~~

- ~~1. Cultured sour cream at all milkfat levels with a pH of 4.70 or below* and cooled to 7°C (45°F) or less within one hundred sixty eight (168) hours of filling**;~~
- ~~2. Acidified sour cream at all milkfat levels with a pH of 4.60 or below* and cooled to 7°C (45°F) or less within one hundred sixty eight (168) hours of filling**;~~
- ~~3. All yogurt products at all milkfat levels with an initial pH of 4.80 or below* at filling, with a pH of 4.60 or below within twenty four (24) hours of filling* and cooled to 7°C (45°F) or less within ninety six (96) hours of filling**;~~
- ~~4. Cultured buttermilk at all milkfat levels with a pH of 4.60 or below* and cooled to 7°C (45°F) or less within twenty four (24) hours of filling**;~~
- ~~5. Cultured cottage cheese at all milkfat levels with a pH of 5.2 or below* and:~~
 - ~~a. Filled at 63°C (145°F) or above* for containers of four (4) ounces (118 ml) or larger, cooled to 15°C (59°F) or less within ten (10) hours of filling**, and cooled to 7°C (45°F) or less within twenty four (24) hours of filling**;~~
 - ~~b. Filled at 69°C (155°F) or above* for containers of 2.9 ounces (85.6 ml), cooled to 15°C (59°F) or less within ten (10) hours of filling**, and cooled to 7°C (45°F) or less within twenty four (24) hours of filling**;~~
 - ~~c. The addition of potassium sorbate at a minimum concentration of 0.06% and filled at 13°C (55°F) or less*, cooled to 10°C (50°F) or less within twenty four (24) hours of filling**, and cooled to 7°C (45°F) or less within seventy two (72) hours of filling**;~~
 - ~~d. The addition of one (1) of the specified microbial inhibitors and/or preservatives, at the specified concentration as addressed in M-a 97, filled at 13°C (55°F) or less*, cooled to 10°C (50°F) or less with twenty four (24) hours of filling**, and cooled to 7°C (45°F) or less within seventy two (72) hours of filling**.~~

~~*Critical factors including, but not limited to, pH, filling temperature, cooling times and temperatures, and potassium sorbate concentration or specified microbial inhibitors and/or preservatives, at the specified concentration as addressed in M-a 97, if applicable, shall be monitored and documented by the processing facility for verification by the Regulatory Agency. pH limit with a pH variance of ± 0.05 units to account for reproducibility and inaccuracies in pH measurements. Formulation or processing changes that affect critical factors shall be communicated to the Regulatory Agency.~~

~~**NOTE:** Microbial inhibitors and/or preservatives and/or all of their individual components shall have GRAS status; and pathogen inhibition shall be supported by documented challenge study results that are acceptable to the Regulatory Agency and FDA.~~

~~** Cooling temperatures monitored at the slowest cooling portion, i.e., in the middle of the container, of the slowest cooling container, i.e., in the middle of the pallet.~~

~~All pasteurized milk and milk products to be condensed and/or dried, shall be stored at a temperature of 10°C (50°F) or less and be maintained thereat until further processed.~~

~~Every refrigerated room or tank in which milk or milk products, whey and whey products, and condensed milk and milk products are stored, shall be equipped with an accurate indicating thermometer.~~

~~On delivery vehicles, the temperature of milk and milk products shall not exceed 7°C (45°F).~~

~~Aseptically processed and packaged low acid milk and/or milk products and retort processed after packaged low acid milk and/or milk products to be packaged in hermetically sealed containers shall be exempt from the cooling requirements of this Item.~~

~~**Electronic Data Collection, Storage and Reporting:** The electronic storage of required cleaning records and product storage temperature records, with or without hard copy printouts, shall be acceptable, provided, the electronically generated records are readily available at the milk plant for review by the Regulatory Agency. Electronic records that comply with the applicable provisions of Appendix H., IV and V, with or without hard copy, may be used in place of the cleaning records.~~

~~PUBLIC HEALTH REASON~~

~~When milk and milk products are not cooled within a reasonable time, after being received at the milk plant, its bacterial content will be materially increased. The same reasoning applies to cooling the milk and milk products after pasteurization, unless drying is commenced immediately after condensing.~~

~~ADMINISTRATIVE PROCEDURES~~

~~This Item is deemed to be satisfied when:~~

~~1. All raw milk and milk products shall be maintained at 7°C (45°F) or less until processed, except that acid-type whey with a titratable acidity of 0.40% or above, or a pH of 4.6 or below, is exempted from these temperature requirements. Provided, that all balance or surge tanks (continuous flow with a retention time not to exceed one (1) hour) for raw milk and milk products, pasteurized milk and milk products and whey and whey products may be maintained at any temperature for up to twenty four (24) hours.~~

~~2. All whey and whey products for condensing and/or drying are maintained at a temperature of 7°C (45°F) or less; or 57°C (135°F) or greater until processed. Storage tanks containing whey and whey product above 7°C (45°F) and below 57°C (135°F) shall be emptied, cleaned and sanitized after each four (4) hours of use or less. ***~~

~~3. For a milk or milk product flavoring slurry that contains milk and/or milk products and is not to be injected within a HTST pasteurization system as a part of a liquid ingredient injection system as outlined in Appendix H., the tanks and/or vessels used to blend and hold the slurry shall be completely emptied and cleaned after each four (4) hours of operation or less, unless the slurry is stored at a temperature of 7°C (45°F) or less, or at a temperature of 66°C (150°F) or greater and maintained thereat.~~

~~4. All pasteurized milk and milk products, except the following, are cooled immediately in approved equipment prior to filling or packaging to a temperature of 7°C (45°F) or less, unless drying is commenced immediately after condensing:~~

- ~~a. Those to be cultured;~~
- ~~b. Cultured sour cream at all milkfat levels with a pH of 4.70 or below*;~~
- ~~c. Acidified sour cream at all milkfat levels with a pH of 4.60 or below*;~~
- ~~d. All yogurt products at all milkfat levels with an initial pH of 4.80 or below* at filling;~~
- ~~e. Cultured buttermilk at all milkfat levels with a pH of 4.60 or below*;~~
- ~~f. Cultured cottage cheese at all milkfat levels with a pH of 5.2 or below* and:
(1) Filled at 63°C (145°F) or above* for containers of four (4) ounces (118 ml) or larger;
or
(2) Filled at 69°C (155°F) or above* for containers of 2.9 ounces (85.6 ml), and
(3) The additional applicable critical factors*, as cited below, shall also be utilized for either hot fill temperature to determine the acceptability of filling at these temperatures;
or
(4) The addition of potassium sorbate at a minimum concentration of 0.06% and filled at 13°C (55°F) or less*, or
(5) The addition of one (1) of the specified microbial inhibitors and/or preservatives, at the specified concentration as addressed in M-a-97, and filled at 13°C (55°F) or less*; and~~
- ~~g. All condensed whey and whey products shall be cooled during the crystallization process to 10°C (50°F) or less within seventy two (72) hours of condensing, including the filling and emptying time, unless filling occurs above 57°C (135°F), in which case, the seventy two (72) hour time period begins when cooling is started. ***~~

~~*Critical factors including, but not limited to, pH, filling temperature, cooling times and temperatures, and potassium sorbate concentration or specified microbial inhibitors and/or preservatives, at the specified concentration as addressed in M-a-97, if applicable, shall be monitored and documented by the processing facility for verification by the Regulatory Agency. pH limit with a pH variance of ± 0.05 units to account for reproducibility and inaccuracies in pH measurements. Formulation or processing changes that affect critical factors shall be communicated to the Regulatory Agency.~~

~~**NOTE:** Microbial inhibitors and/or preservatives and/or all of their individual components shall have GRAS status; and pathogen inhibition shall be supported by documented challenge study results that are acceptable to the Regulatory Agency and FDA.~~

- ~~5. All pasteurized milk and milk products, except the following, shall be stored at a temperature of 7°C (45°F) or less and be maintained thereat following filling or until further processed:~~
 - ~~a. Cultured sour cream at all milkfat levels with a pH of 4.70 or below* and cooled to 7°C (45°F) or less within one hundred sixty eight (168) hours of filling**;~~
 - ~~b. Acidified sour cream at all milkfat levels with a pH of 4.60 or below* and cooled to 7°C (45°F) or less within one hundred sixty eight (168) hours of filling**;~~
 - ~~c. All yogurt products at all milkfat levels with an initial pH of 4.80 or below* at filling, with a pH of 4.60 or below within twenty four (24) hours of filling* and cooled to 7°C (45°F) or less within ninety six (96) hours of filling**;~~
 - ~~d. Cultured buttermilk at all milkfat levels with a pH of 4.60 or below* and cooled to 7°C (45°F) or less within twenty four (24) hours of filling**; and~~
 - ~~e. Cultured cottage cheese at all milkfat levels with a pH of 5.2 or below* and:~~

- ~~(1) Filled at 63°C (145°F) or above* for containers of four (4) ounces (118 ml) or larger, cooled to 15°C (59°F) or less within ten (10) hours of filling**, and cooled to 7°C (45°F) or less within twenty four (24) hours of filling**, or~~
- ~~(2) Filled at 69°C (155°F) or above* for containers of 2.9 ounces (85.6 ml), cooled to 15°C (59°F) or less within ten (10) hours of filling**, and cooled to 7°C (45°F) or less within twenty four (24) hours of filling**, or~~
- ~~(3) The addition of potassium sorbate at a minimum concentration of 0.06% and filled at 13°C (55°F) or less*, cooled to 10°C (50°F) or less within twenty four (24) hours of filling**, and cooled to 7°C (45°F) or less within seventy two (72) hours of filling**, or~~
- ~~(4) The addition of one (1) of the specified microbial inhibitors and/or preservatives, at the specified concentration as addressed in M-a-97, filled at 13°C (55°F) or less*, cooled to 10°C (50°F) or less with twenty four (24) hours of filling**, and cooled to 7°C (45°F) or less within seventy two (72) hours of filling**.~~

~~*Critical factors including, but not limited to, pH, filling temperature, cooling times and temperatures, and potassium sorbate concentration or specified microbial inhibitors and/or preservatives, at the specified concentration as addressed in M-a-97, if applicable, shall be monitored and documented by the processing facility for verification by the Regulatory Agency. pH limit with a pH variance of ± 0.05 units to account for reproducibility and inaccuracies in pH measurements. Formulation or processing changes that affect critical factors shall be communicated to the Regulatory Agency.~~

~~**NOTE:** Microbial inhibitors and/or preservatives and/or all of their individual components shall have GRAS status; and pathogen inhibition shall be supported by documented challenge study results that are acceptable to the Regulatory Agency and FDA.~~

~~** Cooling temperatures monitored at the slowest cooling portion, i.e., in the middle of the container, of the slowest cooling container, i.e., in the middle of the pallet.~~

- ~~6. All pasteurized milk and milk products to be condensed and/or dried, shall be stored at a temperature of 10°C (50°F) or less and be maintained thereat until further processed. If storage tanks are used between the condenser and dryer, any such storage tank(s) containing pasteurized milk or milk products stored above 10°C (50°F) and below 57°C (135°F) shall be completely emptied and cleaned after each six (6) hours of operation or less. ***~~
- ~~7. Each refrigerated room in which pasteurized milk and milk products are stored, is equipped with an indicating thermometer that complies with the applicable specifications of Appendix H. Such thermometer shall be located in the warmest zone of the refrigerated room.~~
- ~~8. Each storage tank shall be equipped with an indicating thermometer, the sensor of which shall be located to permit the registering of the temperature of the contents when the tank contains no more than twenty percent (20%) of its calibrated capacity. Such thermometer shall comply with the applicable specifications of Appendix H.~~
- ~~9. On delivery vehicles, the temperature of milk and milk products shall not exceed 7°C (45°F).~~
- ~~10. All surface coolers comply with the following specifications:~~
 - ~~a. The sections of open surface coolers shall be so installed as to leave a gap of at least 6.4 millimeters (0.25 of an inch) between the header sections to permit easy cleaning.~~

~~b. Where header ends are not completely enclosed within the cooler covers, condensation or leakage from the headers shall be prevented from entering the milk or milk product by so shaping the exposed header faces, above and below all gaps, that condensation is directed away from the tubes, and by using deflectors at the bottom of the headers; or by shortening the bottom of the headers; or by shortening the bottom trough; or by some other approved method.~~

~~c. The location of supports of cooler sections shall prevent condensation and leakage from entering the milk or milk product.~~

~~d. All open surface coolers shall be provided with tight fitting shields that protect the milk and milk product from contamination by insects, dust, drip, splash or manual contact.~~

~~11. Recirculated cooling water, which is used in plate or tubular coolers and/or heat exchangers, including those systems in which a freezing point depressant is used, is from a safe source and protected from contamination. Such water shall be tested semiannually and shall comply with the Bacteriological Standards of Appendix G. Samples shall be taken by the Regulatory Agency and examination shall be conducted in an Official Laboratory. Recirculated cooling water systems, which become contaminated through repair work or otherwise, shall be properly treated and tested before being returned to use. Freezing point depressants and other chemical additives, when used in recirculating systems, shall be non-toxic under conditions of use. Propylene glycol and all additives shall be either USP Grade, Food Grade or GRAS. To determine if recirculated cooling water samples have been taken at the frequency established in this Item, the interval shall include the designated six (6) month period plus the remaining days of the month in which the sample is due.~~

~~12. Recirculated cooling water contained in corrosion resistant, continuous piping, with no joints or welds, which fail to meet applicable American Society of Mechanical Engineers (ASME) or equivalent standards in the non-potable water contact areas, may be considered to be protected from contamination, as required above, when cooled by non-potable water flowing over the exterior of the piping, within open evaporative type cooling tower. In these systems, the recirculated cooling water piping shall be properly maintained and shall be installed so that it is at least two (2) pipe diameters above the flood rim of the cooling tower.~~

~~13. Water from an open, evaporative cooling tower may be used to cool water in an intermediate cooling media loop that will subsequently be used to cool product, provided that the water in the intermediate cooling media loop is effectively protected against infiltration and contamination by tower water at all times.~~

~~If a plate type or double/triple tube type heat exchanger is used to exchange heat between the water from the open tower and the water in the intermediate cooling media loop it shall be protected by an Isolation System to assure that there is no possibility of contamination of the intermediate cooling media loop water by the tower water. The Isolation System shall include:~~

~~a. Tower water heat exchangers shall be constructed, installed and operated so that the intermediate cooling media water in the heat exchanger will automatically be under greater pressure than the open tower water in the heat exchanger at all times.~~

~~b. The tower water heat exchanger shall be effectively isolated from the tower water system and the tower water side of the heat exchanger shall drain during shut down.~~

~~c. The Isolation System shall be controlled with a pressure differential controller set to a minimum of 6.9 kPa (1 psi). Pressure sensors shall be installed at the tower water inlet to the heat exchanger and intermediate cooling water outlet of the heat exchanger. The differential pressure controller shall be interwired with the related supply valves and/or pumps to auto-~~

~~matically shut down all supply pumps and return valves in the Isolation System to a fail safe position to isolate the heat exchanger from the open tower water system, as would occur in a shut down or power failure.~~

~~d. The intermediate cooling water shall rise to a vertical elevation of at least 30.5 centimeters (12 inches) above the highest tower water in the tower water heat exchanger Isolation System, and shall be open to the atmosphere at this elevation. During a shut down the intermediate cooling water shall not drain from the tower water heat exchanger.~~

~~e. The Isolation System shall meet one (1) of the following:~~

~~(1) In a system with tower water supplied directly from the tower water distribution line without a balance tank, or with a balance tank higher than the lowest water level in the tower water heat exchanger. (Refer to Figures 8, 9, and 10 in Appendix D., VII.)~~

~~In this application, the Isolation System shall begin at the normally closed tower water supply stop "block" valve and ends at the check valve in the line returning to the open cooling tower.~~

~~Isolation is accomplished by meeting all of the following:~~

~~i) Closing the tower water supply valve. This tower water supply valve shall be a normally closed (spring to close) valve;~~

~~ii) Opening a full port vent valve on the supply side of the tower water heat exchanger and a full port drain valve prior to a check valve in the tower water return line. This drain valve shall be normally open (spring to open);~~

~~iii) The drain valve and any pipes or pumps located between the drain valve and the heat exchanger shall be lower than the lowest liquid level in the heat exchanger;~~

~~iv) De energize any dedicated tower water supply pump, if present, located between the tower water reservoir and the tower water heat exchanger; and~~

~~v) If a tower water return pump is used, a bypass line may be used to flood the dry pump at start up.~~

~~(2) In a system with the overflow of an atmospheric balance tank lower than the lowest water level in the heat exchanger. (Refer to Figures 11 and 12 in Appendix D., VII.)~~

~~In this application, the Isolation System shall begin at the tower water balance tank and end at the check valve in the line returning to the open cooling tower.~~

~~Isolation is accomplished by meeting all of the following:~~

~~i) De energizing the "local tower water supply pump", if present. (Refer to Figure 11 in Appendix D., VII.);~~

~~ii) Opening a full port vent valve on the supply side of the tower water heat exchanger;~~

~~iii) Open a full port drain valve prior to a check valve in the tower water return line. This drain valve shall be normally open (spring to open); and~~

~~iv) The drain valve and any pipes or pumps located between it and the heat exchanger shall be lower than the lowest liquid level in the heat exchanger.~~

~~(3) Variations from the above Isolation Systems may be individually evaluated and found to also be acceptable by the Regulatory Agency, if the level of protection required by this **ADMINISTRATIVE PROCEDURE** is not compromised.~~

~~**TESTING:** A means to test the response of this Isolation System shall be developed and available at the milk plant. The accuracy of the required differential pressure controller~~

~~shall be checked by the Regulatory Agency on installation; every six (6) months thereafter; and following repair or replacement.~~

~~*** **NOTE:** Nothing shall be construed as barring other time and temperature relationships, which have been recognized by FDA to be equally efficient and which are approved by the Regulatory Agency.~~

~~**ITEM 18p. BOTTLING, PACKAGING AND CONTAINER FILLING**~~

~~Bottling, packaging and container filling of milk and milk products shall be done at the place of pasteurization in a sanitary manner by approved mechanical equipment.¹¹~~

~~For milk plants that dry milk products, these dry milk products shall be packaged in new containers, which protect the contents from contamination, and after packaging, shall be stored in a sanitary manner.~~

~~For milk plants that condense and/or dry milk or milk products, these condensed and dry milk products may be transported in sealed containers in a sanitary manner from one (1) milk plant to another for further processing and/or packaging.~~

~~Condensed and dry milk product packaging containers shall be stored in a sanitary manner.~~

~~**PUBLIC HEALTH REASON**~~

~~Manual bottling, packaging and container filling is very apt to result in the exposure of the milk and milk products to contamination, which would nullify the effect of pasteurization. The transfer of milk and milk products from the place of pasteurization to another milk plant for bottling, packaging or container filling may subject the pasteurized milk or milk product to unnecessary risks of contamination. Reuse of packages for dry milk products is likely to result in contamination of the dry milk products.~~

~~**ADMINISTRATIVE PROCEDURES¹²**~~

~~This Item is deemed to be satisfied when:~~

- ~~1. All milk and milk products, including concentrated (condensed) milk and milk products, are bottled and packaged at the milk plant where final pasteurization is performed. Such bottling and packaging shall be done without undue delay following final pasteurization.~~
- ~~2. All bottling or packaging is done on approved mechanical equipment. The term "approved mechanical equipment" shall not be interpreted to exclude manually operated machinery, but is interpreted to exclude methods in which the bottling and capping devices are not integral within the same system.~~
- ~~3. All pipes, connections, defoaming devices and similar appurtenances shall comply with Items 10p and 11p of this Section. Milk and milk products from continuous defoamers are not returned directly to the filler bowl.~~
- ~~4. Bottling or packaging machine supply tanks and bowls are equipped with covers that are constructed to prevent any contamination from reaching the inside of the filler tank or bowl. All covers shall be in place during operation.~~

- ~~5. A drip deflector is installed on each filler valve. Drip deflectors shall be designed and adjusted to divert condensation away from the open container.~~
- ~~6. Container in feed conveyors to automatic bottling or packaging machines have overhead shields to protect the bottles or packages from contamination. These shields shall extend from the bottle washer discharge to the bottle feed star, or in the case of single-service packaging machines, from the forming unit discharge to the filling unit and from the filling unit to the closure unit. Overhead shields shall be required on can in feed conveyors when the cans are fed to the filler with the covers off.~~
- ~~7. Container coding/dating devices are designed, installed and operated such that the coding/dating operations are performed in a manner that open containers are not subjected to contamination. Shielding shall be properly designed and installed to preclude the contamination of open containers.~~
- ~~8. Container fabricating materials, such as paper stock, foil, wax, plastic, etc., are handled in a sanitary manner and protected against undue exposure during the package assembly operation.~~
- ~~9. Bottling and packaging machine floats are designed to be adjustable without removing the cover.~~
- ~~10. The filler pipe of all bottling and packaging machines have a diversion apron or other acceptable device, as close to the filler bowl as possible, to prevent condensation from entering the inside of the filler bowl.~~
- ~~11. Filling cylinders on packaging machines are protected from contamination by overhead shields. When lubricants are used on filler pistons, cylinders or other milk or milk product contact surfaces, the lubricant shall be food grade and applied in a sanitary manner.~~

~~For milk plants that condense and/or dry milk or milk products, the following shall apply:~~

- ~~1. The filling of condensed and dry milk product containers is done by mechanical equipment. The term "mechanical equipment" shall not be interpreted to exclude manually operated equipment.~~
- ~~2. All pipes, connections and similar appurtenances comply with Items 10p and 11p.~~
- ~~3. Filling devices are constructed so as to prevent any contamination from reaching the product. Covers of filling devices, if used, shall be in place during operation.~~
- ~~4. Packaged dry milk and milk products are stored and arranged so as to be easily accessible for inspection and to permit cleaning of the storage room.~~
- ~~5. All condensed and dry milk product containers are filled in a sanitary manner by methods which:~~
 - ~~a. Protect the product from airborne contamination;~~
 - ~~b. Prevent manual contact with condensed and dry milk product contact surfaces; and~~
 - ~~c. Minimize manual contact with the product.~~
- ~~6. All final containers for dry milk products shall be new and of the single-service type and sufficiently substantial to protect the contents from impairment of quality with respect to sanitation, contamination and moisture, under customary conditions of handling, transportation, and storage.~~
- ~~7. If portable storage bins are used, they comply with the applicable provisions of Items 10p and 11p.~~
- ~~8. Containers are closed immediately after being filled.~~

~~ITEM 19p. CAPPING, CONTAINER CLOSURE AND SEALING AND DRY MILK PRODUCT STORAGE~~

~~Capping, closing or sealing of milk and milk product containers shall be done in a sanitary manner by approved mechanical capping, closing and/or sealing equipment. The cap or closure shall be designed and applied in such a manner that the pouring lip is protected to at least its largest diameter and, with regard to fluid product containers, removal cannot be made without detection.~~

~~PUBLIC HEALTH REASON~~

~~Improper closing or sealing and hand capping exposes the milk or milk product to contamination. A cover extending over the pouring lip of the container protects it from contamination during subsequent handling, and prevents the sucking back into the bottle, by temperature contraction, of any contaminated liquid on the cap, including milk or milk product that has been forced out by temperature expansion and may have become contaminated. Caps or closures that are applied in such a manner that they cannot be removed without detection help to assure the consumer that the milk and milk products have not been contaminated after packaging.~~

~~ADMINISTRATIVE PROCEDURES¹³~~

~~This Item is deemed to be satisfied when:~~

- ~~1. The capping, closing or sealing of milk and milk product containers is done in a sanitary manner on approved mechanical capping, closing and/or sealing equipment. The term "approved mechanical capping, closing and/or sealing equipment" shall not exclude manually operated machinery. Hand capping shall be prohibited. Provided, that if suitable mechanical equipment, for the capping or closing of container(s) of 12.8 liters (3 gallons) or more is not available, other methods which eliminate all possibility of contamination may be approved by the Regulatory Agency.~~
- ~~2. All mechanical capping, closing or sealing mechanisms are designed to minimize the need for adjustment during operation.~~
- ~~3. Bottles and packages that have been imperfectly capped or closed are emptied immediately into approved sanitary containers. Such milk or milk products shall be protected from contamination, maintained at 7°C (45°F) or less, except dry milk products, and subsequently repasteurized or discarded.~~
- ~~4. All caps and closures are designed and applied in such a manner that the pouring lip is protected to at least its largest diameter and, with respect to fluid milk and milk product containers, removal cannot be made without detection. Single-service containers are so constructed that the product and the pouring and opening areas are protected from contamination during handling, storage and when the containers are initially opened.~~
- ~~5. All caps and closures are handled in a sanitary manner. The first cap from each tube, the first lap(s) from each roll of cap or cover stock and the first sheet of parchment or cover paper shall be discarded. The subsequent use of loose caps that are left in the cappers at the end of an operating period, after removal from the cap tubes, shall be a violation of this Item, provided,~~

~~that loose plastic caps and closures supplied by the manufacturer in plastic bags may be returned to storage in a protective wrap if removed from a hopper/descrambler immediately after a production run. Plastic caps and closures remaining in the chute between the hopper and the capping device shall be discarded.~~

~~6. All dry milk products are stored in a sanitary manner.~~

~~ITEM 20p. PERSONNEL CLEANLINESS~~

~~Hands shall be thoroughly washed before commencing milk plant functions and as often as may be required to remove soil and contamination. No employee shall resume work after visiting the toilet room without thoroughly washing their hands. All persons, while engaged in the handling, processing, pasteurization, storage, transportation, or packaging of milk or milk products, containers, utensils and equipment shall wear clean outer garments. All persons, while engaged in the processing of milk or milk products, shall wear adequate hair coverings and shall not use tobacco.~~

~~PUBLIC HEALTH REASON~~

~~Clean clothing and clean hands, including clean fingernails, reduce the possibility of milk or milk products, containers, utensils and equipment becoming contaminated.~~

~~ADMINISTRATIVE PROCEDURES~~

~~This Item is deemed to be satisfied when:~~

- ~~1. Hands are thoroughly washed before commencing milk plant functions and as often as may be required to remove soil and contamination.~~
- ~~2. Each employee washes their hands following a visit to the toilet room and prior to resuming work.~~
- ~~3. All persons while engaged in the handling, processing, pasteurization, storage, transportation, or packaging of milk or milk products containers, utensils, and equipment wear clean outer garments.~~
- ~~4. The use of tobacco products is prohibited in all rooms in which milk and milk products are handled, processed or stored, or in which milk or milk product containers, utensils and/or equipment are washed. These rooms shall include, but are not limited to, the receiving, processing, packaging, milk and milk product storage, cooling and dry storage ingredients, single-service article storage and container/utensil wash-up areas. Any person engaged in the processing of milk or milk products wears adequate hair coverings.~~
- ~~5. Specially provided clean rubbers or boot covers, clean coveralls, and white cap, clean cloth or paper, are worn whenever it is necessary to enter the drying chambers. Such articles of clothing are stored in such a manner as to be protected from contamination. Boot covers, which have come into contact with areas other than those within the dryer, are not considered clean.~~

~~ITEM 21p. VEHICLES~~

~~All vehicles used for the transportation of pasteurized milk and milk products shall be constructed and operated so that the milk and milk products are maintained at 7°C (45°F) or less and are protected from contamination. Milk tank cars, milk tank trucks, and portable shipping bins shall not be used to transport or contain any substances that may be toxic or harmful to humans.~~

~~PUBLIC HEALTH REASON~~

~~Milk and milk products, as well as empty containers, should be protected against contamination at all times.~~

~~ADMINISTRATIVE PROCEDURES~~

~~This Item is deemed to be satisfied when:~~

- ~~1. All vehicles are kept clean.~~
- ~~2. Material that is capable of contaminating milk or milk products is not transported with milk or milk products.~~
- ~~3. Milk and milk products, except dry milk products, are maintained at 7°C (45°F) or less.~~
- ~~4. The operation of milk tank cars and shipping bins comply with the following provisions:~~
 - ~~a. Milk and milk products shall be conducted to and from tank cars or shipping bins only through sanitary conveying equipment. Such equipment shall be capped or otherwise protected when not in use.~~
 - ~~b. Inlets and outlets of shipping bins shall be provided with tight fitting dust caps or covers.~~
 - ~~c. Facilities shall be provided for the adequate washing and sanitizing of shipping bins, piping, and accessories at all milk plants receiving or shipping milk or milk products in shipping bins.~~
 - ~~d. Shipping bins shall be cleaned at the receiving milk plant immediately after being emptied. The clean shipping bins shall be sanitized at the shipping milk plant before loading. Milk tank trucks, which must make more than one trip while unloading a tank car, need not be cleaned and sanitized after each time they are emptied.~~
 - ~~e. Piping connections and pumps used with shipping bins shall be cleaned and sanitized after each use.~~
- ~~5. The doors of tank cars and covers of shipping bins are sealed with a metal seal immediately after loading. The seal shall remain unbroken until the contents are delivered to the consignee. Contents of the tank car or shipping bin shall be labeled as prescribed in Section 4 by means of a tag attached to the tank car or shipping bin.~~
- ~~6. Vehicles have fully enclosed bodies with well fitted, solid doors.~~

~~ITEM 22p. SURROUNDINGS~~

~~Milk plant surroundings shall be kept neat, clean and free from conditions which might attract or harbor flies, other insects and rodents or which otherwise constitute a nuisance.~~

~~PUBLIC HEALTH REASON~~

~~The surroundings of a milk plant should be kept neat and clean to prevent attracting rodents, flies and other insects, which may contaminate the milk or milk products. Insecticides and rodenticides, not approved for use in milk plants, or approved insecticides and rodenticides, not used in accordance with label recommendations, may contaminate the milk or milk products processed by the milk plant.~~

~~ADMINISTRATIVE PROCEDURES~~

~~This Item is deemed to be satisfied when:~~

- ~~1. There is no accumulation of trash, garbage or similar waste in areas adjacent to the milk plant. Waste material stored in suitable covered containers shall be considered in compliance.~~
- ~~2. Driveways, lanes and areas serving milk plant vehicular traffic are graded, drained and free from pools of standing water.~~
- ~~3. Outdoor areas for milk tank truck unloading are constructed of smooth concrete or equally impervious material, properly sloped to drain and equipped with trapped drains of sufficient size.~~
- ~~4. Only insecticides and rodenticides approved for use by the Regulatory Agency and/or registered with EPA shall be used for insect and rodent control.~~
- ~~5. Rooftops are kept clean of dry milk or milk products, which may accumulate and contribute to unsanitary conditions.~~

~~**NOTE:** Appendix M. provides a source for milk plant, receiving station and transfer station inspection forms, which summarize the applicable sanitation requirements of this Section.~~

~~SECTION 8. ANIMAL HEALTH~~

- ~~1. All milk for pasteurization, ultra pasteurization, aseptic processing and packaging or retort processed after packaging shall be from herds under a tuberculosis eradication program, which meets one (1) of the following conditions:~~
 - ~~a. Areas which have Modified Accredited Advanced Tuberculosis (TB) status or higher as determined by the USDA; or~~
 - ~~b. An Area which fails to maintain such status:~~
 - ~~(1) Any herd shall have been accredited by USDA; or~~
 - ~~(2) Shall have passed an annual tuberculosis test; or~~
 - ~~(3) The Area shall have established a tuberculosis testing protocol for livestock that assures tuberculosis protection and surveillance of the dairy industry within the Area and that is approved by FDA, USDA and the Regulatory Agency.~~
- ~~2. All milk for pasteurization, ultra pasteurization, aseptic processing and packaging or retort processed after packaging shall be from herds under a brucellosis eradication program, which meets one (1) of the following conditions:~~
 - ~~a. Located in a Certified Brucellosis Free Area as defined by USDA and enrolled in the testing program for such areas; or~~
 - ~~b. Meet USDA requirements for a Certified Brucellosis Free Herd; or~~

- ~~c. Participating in a milk ring testing program at least two (2) times per year at approximately one hundred eighty (180) day intervals and all herds with positive milk ring results shall have the entire herd blood tested within thirty (30) days from the date of the laboratory ring tests; or~~
- ~~d. Have an individual blood agglutination test on all cattle or bison six (6) months of age or older, except steers and spayed heifers, annually with an allowable maximum grace period not exceeding two (2) months.~~

~~**NOTE:** Under the Federal USDA Brucellosis Eradication Program, only cattle and bison are covered under the USDA State brucellosis status determination. Therefore, other hooved mammals (goats, sheep, water buffalo, etc.) are not covered within the program and shall comply with one of the options cited under 3 below.~~

~~3. Goat, sheep, water buffalo, or any other hooved mammal milk for pasteurization, ultra-pasteurization, aseptic processing and packaging or retort processed after packaging, defined under this *Ordinance*, shall be from a herd or flock that:~~

- ~~a. Has passed an annual whole herd or flock brucellosis test as recommended by the State Veterinarian or USDA Area Veterinarian in Charge (AVIC); or~~
- ~~b. Has passed an initial whole herd brucellosis test, followed only by testing replacement animals or any animals entering the milking group or sold as dairy animals; or~~
- ~~c. Has passed an annual random blood testing program sufficient to provide a confidence level of 99% with a P value of 0.05. Any herd or flock with one (1) or more confirmed positive animals shall go to 100% testing until the whole herd tests show no positive animals are found; or~~
- ~~d. Has passed a USDA approved bulk milk test, at USDA recommended frequency, with an implementation date based on the availability of the test; or~~
- ~~e. Is determined to be free of brucellosis as provided by the development and implementation of a State administered brucellosis free herd certification program involving a documented surveillance program, which includes records supporting the tests required in this Section, and an official annual written certification from the State Veterinarian documenting their brucellosis free status. The surveillance program shall be documented and the official annual written State brucellosis free certification shall be retained on file with the State Regulatory Agency. This official annual written State brucellosis free certification shall include a current list of Grade "A" non-cattle dairy herds and/or flocks (goats, sheep, water buffalo, etc.) that are covered within the documented surveillance program and contained within the official annual written State brucellosis free certification.~~

~~(Refer to the **NOTE:** on page 31.)~~

~~The following table¹⁴ will provide the random sampling size needed to achieve 99% confidence with a P value of 0.05:~~

Herd/Flock Size	Sampling Size	Herd/Flock Size	Sampling Size
20	20	500	82
50	41	600	83
100	59	700	84
150	67	800	85
200	72	1000	86
250	75	1400	87
300	77	1800	88
350	79	4000	89
400	80	10000	89
450	81	100000	90

4. For diseases other than brucellosis and tuberculosis, the Regulatory Agency shall require such physical, chemical or bacteriological tests, as it deems necessary. The diagnosis of other diseases in dairy animals shall be based upon the findings of a licensed and accredited¹⁵ veterinarian or an accredited veterinarian in the employ of an official Agency. Any diseased animal disclosed by such test(s) shall be disposed of as the Regulatory Agency directs.

5. Records supporting the tests required in this Section shall be available to the Regulatory Agency and be validated with the signature of a licensed and accredited veterinarian or an accredited veterinarian in the employ of an official Agency.

NOTE: For the ICP, references to USDA and/or State in Items 1 through 5 above, shall mean the Government Agency responsible for animal disease control in the Country or region of that Country. The term “accredited veterinarian” shall mean an individual veterinarian authorized for those activities in said Country or region of that Country.

PUBLIC HEALTH REASON

The health of the animal is a very important consideration, because a number of diseases of cattle, including tuberculosis, brucellosis, Q fever, salmonellosis, staphylococcal infection and streptococci infection, may be transmitted to man through the medium of milk. The organisms of most of these diseases may get into the milk either directly from the udder, or indirectly through infected body discharges which may drop, splash or be blown into the milk.

The great reduction in the incidence of bovine tuberculosis in man indicates that the practice of good sanitation in animal husbandry, the testing of dairy animals and removal of the reactors from the herds, and the pasteurization of milk, have been effective in the control of this disease. The reservoir of bovine tuberculosis still exists; however, constant vigilance against this disease must be continued by industry and Regulatory Agencies.

ADMINISTRATIVE PROCEDURES

BOVINE TUBERCULOSIS: All tuberculin tests and retests shall be made, and any reactors disposed of, in accordance with the current edition of *Uniform Methods and Rules; Bovine Tuberculosis Eradication, Uniform Methods and Rules for Establishment and Maintenance of Tuberculosis-Free Accredited Herds of Cattle, Modified Accredited Areas and Areas Accredited*

~~Free of Bovine Tuberculosis in the Domestic Bovine, as published by USDA. For tuberculosis test purposes, the herd is defined as all adult cattle twenty-four (24) months of age and over, including any commingled beef animals. Dairy cattle less than two (2) years of age and already milking shall be included in the herd test. A letter or other official correspondence attesting to the accreditation status of the locality in which the herd is located, including the date of accreditation, or a certificate identifying the animals tested, the date of injection, the date of reading of the test and the results of the test signed by a USDA accredited veterinarian, shall be evidence of compliance with the above requirements and shall be filed with the Regulatory Agency. (Refer to Appendix A.)~~

~~**NOTE:** For the ICP, an official letter or other official correspondence attesting to the accreditation status of the locality in which the herd is located, including the date of accreditation or recertification, or certificate identifying the animals tested, the date of injection, the date of the reading of the test and the results of the test signed by the Country's Veterinary Services shall be provided as directed by the TPC.~~

~~**BOVINE BRUCELLOSIS:** All brucellosis tests, retests, disposal of reactors, vaccination of calves and certification of herds and areas shall be in accordance with the current edition of *Brucellosis Eradication, Recommended Uniform Methods and Rules*, as published by USDA. All reactors disclosed on blood agglutination tests shall be separated immediately from the milking herd and the milk of these reactors shall not be used for human consumption.~~

~~A certificate identifying each animal, signed by the veterinarian and the director of the laboratory making the test, shall be filed as directed by the Regulatory Agency. Provided, that in the event the herd is subject to the milk ring test, the record shall be required to show only the date and results of such test. Within thirty (30) days following the expiration of an official milk ring testing program, or in the case of a herd subject to annual blood tests, thirteen (13) months following the last annual blood tests, the Regulatory Agency shall notify the herd owner or operator of the necessity to comply with the brucellosis requirements. The failure of the herd owner or operator to comply with the brucellosis requirements within thirty (30) days of written notice shall result in immediate suspension of the permit. (Refer to Appendix A.)~~

~~**NOTE:** For the ICP, a certificate identifying each animal signed by the Country's Veterinary Services and director of the laboratory conducting the testing, shall be provided as directed by the TPC.~~

~~**SECTION 9. MILK AND/OR MILK PRODUCTS WHICH MAY BE SOLD**~~

~~From and after twelve (12) months from the date on which this *Ordinance* is adopted, only Grade "A" pasteurized, ultra pasteurized, aseptically processed and packaged low acid milk and/or milk products or retort processed after packaged low acid milk and/or milk products shall be sold to the final consumer, to restaurants, soda fountains, grocery stores or similar establishments. Provided, only Grade "A" milk and/or milk products shall be sold to milk plants for use in the commercial preparation of Grade "A" milk and/or milk products. Provided further, that in an emergency, the sale of pasteurized, ultra pasteurized, aseptically processed and packaged low acid milk and/or milk products or retort processed after packaged low acid milk and/or milk~~

~~products, which have not been graded, or the grade of which is unknown, may be authorized by the Regulatory Agency, in which case, such milk and/or milk products shall be labeled "ungraded".~~

~~**NOTE:** The option for the sale of "ungraded" milk and/or milk products as cited above, shall not be applicable to a MC IMS listed under the ICP.~~

~~**SECTION 10. TRANSFERRING; DELIVERY CONTAINERS; AND COOLING**~~

~~Except as permitted in this Section, no milk producer, bulk milk hauler/sampler or distributor shall transfer milk or milk products from one (1) container or milk tank truck to another on the street, in any vehicle, store or in any place except a milk plant, receiving station, transfer station or milkhouse especially used for that purpose. The dipping or ladling of milk or fluid milk products is prohibited.~~

~~It shall be unlawful to sell or offer for sale any pasteurized milk or milk products that have not been maintained at the temperature set forth in Section 7 of this Ordinance. If containers of pasteurized milk or milk products are stored in ice, the storage container shall be properly drained.~~

~~**ADMINISTRATIVE PROCEDURES**~~

~~**TRANSFERRING:** The dipping or ladling of milk and fluid milk products is expressly prohibited, except for immediate cooking purposes. Milk and milk product containers, which have been filled and sealed at a milk plant, shall be used for the delivery of milk or milk products. Caps, closures or labels shall not be removed or replaced during transportation.~~

~~**BULK DISPENSERS:** Bulk dispensers, approved by the Regulatory Agency, shall satisfy the following sanitary design, construction and operation requirements:~~

- ~~1. All dispensers shall comply with the applicable requirements of Section 7 of this Ordinance.~~
- ~~2. Product contact surfaces shall be inaccessible to manual contact, droplet infection, dust or insects, but the delivery orifice may be exempted from this requirement.~~
- ~~3. All parts of the dispensing device with which milk or milk products come into contact, including any measuring device, shall be thoroughly cleaned and sanitized at the milk plant. Provided, that dispensing valves, which are applied to the dispenser subsequent to its delivery to the retail vendor may be cleaned and sanitized at such establishments.~~
- ~~4. The dispensing container shall be filled at the milk plant and shall be sealed so that it is impossible to withdraw any part of its contents, or to introduce any substance without breaking the seal(s).~~
- ~~5. The milk or milk products shall be thoroughly and automatically mixed with each dispensing operation, except for milk or milk products that remain homogeneous.~~
- ~~6. All cans shall be thoroughly cleaned and sanitized. Milk and milk products shall be kept at or below 7°C (45°F) at all times. The dispenser tube shall be integral with the dispensing~~

~~container, shall be protected and shall be under adequate refrigeration during transportation and storage.~~

~~**SECTION 11. MILK AND/OR MILK PRODUCTS FROM POINTS BEYOND THE LIMITS OF ROUTINE INSPECTION**~~

~~Milk and/or milk products, from points beyond the limits of routine inspection of the ... of... or its jurisdiction, shall be sold in..., ⁺ or its jurisdiction provided they are produced and pasteurized, ultra pasteurized, aseptically processed and packaged, retort processed after packaging, concentrated (condensed) or dried under regulations which are substantially equivalent to this *Ordinance* and have been awarded acceptable Milk Sanitation Compliance and Enforcement Ratings; or have been awarded an acceptable HACCP listing, under the NCIMS voluntary HACCP Program as specified in Appendix K. of this *Ordinance*; or are from a country that USPHS/FDA has determined, after conferring with the NCIMS, to have in place a public health regulatory program and government oversight of that program that have an equivalent effect on the safety of regulated milk and/or milk products.~~

~~**ADMINISTRATIVE PROCEDURES**~~

~~The Regulatory Agency should accept, without their actual physical inspection, supplies of milk and milk products from an area or an individual shipper not under their routine inspection. Provided, that:~~

- ~~1. Milk and milk products upon arrival shall comply with bacteriological, physical, chemical and temperature standards of Section 7. Provided, that direct shipped producer milk that is under the supervision of more than one (1) Regulatory Agency may be exempt from the bacteriological requirement for commingled samples. However, the receiving Regulatory Agency shall have the right to use the individual producer samples to determine compliance with the bacteriological standards.~~
- ~~2. After receipt, pasteurized, ultra pasteurized, aseptically processed and packaged, retort processed after packaging, concentrated (condensed) or dried milk and milk products shall comply with Sections 2, 4 and 10.~~

~~**NOTE:** Raw, pasteurized and ultra pasteurized milk and/or milk products beyond the limits of routine inspection shall be sampled as the Regulatory Agency requires.~~

- ~~3. The milk and/or milk products are produced and processed under regulations substantially equivalent to those of this *Ordinance*.~~
- ~~4. The supplies are under routine official supervision;~~
- ~~5. The supplies have been awarded, by a Milk Sanitation Rating Officer (SRO), certified by FDA, Milk Sanitation Compliance Ratings equal to that of the local supply or equal to ninety percent (90%) or higher;~~
- ~~6. The supplies have been awarded by a SRO, certified by FDA, an Enforcement Rating equal to the local supply, or equal to ninety percent (90%) or higher, or if the Enforcement Rating is below ninety percent (90%) on a rating, a re-rating shall occur within six (6) months of this~~

~~rating. Both the Milk Sanitation Compliance and Enforcement Ratings shall be equal to ninety percent (90%) or greater on the re-rating or the supply is considered in violation of this Section; and~~

~~7. All ratings are made on the basis of procedures outlined in the *Methods of Making Sanitation Ratings of Milk Shippers (MMSR)*.~~

~~**NOTE:** Names of interstate milk shippers and their ratings, as reported by Rating Agencies, are contained on the *IMS List* issued electronically by FDA. This list may be obtained from the FDA web site at <http://www.fda.gov/Food/GuidanceRegulation/FederalStateFoodPrograms/ucm2007965.htm>.~~

~~8. The supplies have been awarded, by a SRO, certified by FDA, a satisfactory listing under the NCIMS voluntary HACCP Program as specified in Appendix K. of this *Ordinance*.~~

~~9. The foreign supplies have been awarded a satisfactory listing, by a TPC SRO certified by the FDA, under the ICP.~~

~~10. FDA has determined that the foreign country's public health regulatory program and the government oversight of that program have an equivalent effect on the safety of the regulated milk and/or milk product. It is USPHS/FDA's responsibility to determine equivalence and USPHS/FDA shall confer with NCIMS prior to finalizing a determination of equivalence. The foreign government shall provide adequate assurance that the level of public health protection provided by its dairy safety system is equivalent to that provided by the NCIMS program.~~

~~11. Aseptically processed and packaged low acid milk and/or milk products in the definition of Milk Products of this *Ordinance* shall be considered to be Grade "A" milk and/or milk products. The sources(s) of the milk and/or milk products used to produce aseptically processed and packaged low acid milk and/or milk products shall be IMS listed. Aseptically processed and packaged low acid milk and/or milk products shall be labeled "Grade "A"" and meet Section 4 labeling requirements of this *Ordinance*. The milk plant or portion of the milk plant that is producing aseptically processed and packaged low acid milk and/or milk products shall be awarded a Milk Sanitation Compliance Rating of at least ninety percent (90%) and an Enforcement Rating equal to the local supply, or equal to ninety percent (90%) or higher, or if the Enforcement Rating is below ninety percent (90%) on a rating, a re-rating shall occur within (6) months of this rating. Both the Milk Sanitation Compliance and Enforcement Ratings shall be equal to ninety percent (90%) or higher on the re-rating or the supply is considered in violation of this Section. In the case of HACCP/Aseptic listings, an acceptable HACCP listing by a SRO is required. For milk plants that produce aseptically processed and packaged Grade "A" low acid milk and/or milk products, prior to the milk plant participating in the NCIMS Aseptic Processing and Packaging Program or the Aseptic Pilot Program, the Regulatory Agency's and Rating Agency's personnel shall have completed a training course that is acceptable to the NCIMS and FDA addressing the procedures for conducting regulatory inspections and ratings under the NCIMS Aseptic Processing and Packaging Program or Aseptic Pilot Program. The NCIMS Aseptic Pilot Program addressing aseptically processed and packaged acidified and fermented high acid milk and/or milk products regulated under 21 CFR Parts 108, 110, and/or 114 shall expire on December 31, 2015, unless extended by future conference action.~~

~~12. Retort processed after packaging low acid milk and/or milk products as addressed in the definition of Milk Products of this *Ordinance* shall be considered to be Grade "A" milk and/or~~

~~milk products if they are used as an ingredient to produce any milk and/or milk product defined in the definition of Milk Products of this Ordinance; or if they are labeled as Grade "A" as described in Section 4 of this Ordinance. Retort processed after packaging low acid milk and/or milk products shall be labeled "Grade "A"" and meet Section 4 labeling requirements of this Ordinance whenever they meet the provisions cited within the definition of Milk Products of this Ordinance. The source(s) of the milk and/or milk products used to produce retort processed after packaging Grade "A" low acid milk and/or milk products shall be IMS listed. The milk plant or portion of the milk plant that is producing retort processed after packaging Grade "A" low acid milk and/or milk products shall be awarded a Milk Sanitation Compliance Rating of at least ninety percent (90%) and an Enforcement Rating equal to the local supply, or equal to ninety percent (90%) or higher; or if the Enforcement Rating is below ninety percent (90%) on a rating, a re-rating shall occur within (6) months of this rating. Both the Milk Sanitation Compliance and Enforcement Ratings shall be equal to ninety percent (90%) or higher on the re-rating; or the supply is considered in violation of this Section. In the case of HACCP/Retort listings, an acceptable HACCP listing by a SRO is required. For milk plants that produce retort processed after packaging Grade "A" low acid milk and/or milk products and prior to the milk plant participating in the NCIMS Retort Processed after Packaging Program, the Regulatory Agency's and Rating Agency's personnel shall have completed a training course that is acceptable to the NCIMS and FDA addressing the procedures for conducting regulatory inspections and ratings under the NCIMS Retort Processed after Packaging Program.~~

~~SECTION 12. PLANS FOR CONSTRUCTION AND RECONSTRUCTION~~

~~Properly prepared plans for all milkhouses, milking barns, stables and parlors, milk tank truck cleaning facilities, milk plants, receiving stations and transfer stations regulated under this Ordinance, which are hereafter constructed, reconstructed or extensively altered shall be submitted to the Regulatory Agency for written approval before work is begun.~~

~~SECTION 13. PERSONNEL HEALTH~~

~~Persons affected with any disease capable of being transmitted to others through the contamination of food shall not work at a milk plant in any capacity which brings them into direct contact with pasteurized, ultra pasteurized, aseptically processed and packaged low acid milk and/or milk products or retort processed after packaged low acid milk and/or milk products or which brings them into direct contact with associated milk and/or milk product contact surfaces.~~

~~In the case of milk plants, receiving stations, or transfer stations that have HACCP Systems, which are regulated under the NCIMS voluntary HACCP Program, the HACCP System shall address the public health concerns described in this Section in a manner that provides protection equivalent to the requirements in this Section.~~

~~ADMINISTRATIVE PROCEDURES~~

~~Milk plant operators who have received reports, under this Section, from employees who have~~

~~handled pasteurized, ultra-pasteurized, aseptically processed and packaged low acid milk and/or milk products or retort processed after packaged low acid milk and/or milk products or associated milk and/or milk product contact surfaces shall immediately report these facts to the appropriate Regulatory Agency.~~

~~Milk plant employees, or applicants to whom a conditional offer of employment has been made, shall be instructed by the milk plant that the employee or applicant or applicants to whom a conditional offer of employment has been made is responsible to report to the milk plant management, in a manner that allows the milk plant to prevent the likelihood of the transmission of diseases that are transmissible through foods, if the employee or applicant to whom a conditional offer of employment has been made:~~

~~1. Is diagnosed with an illness due to Hepatitis A virus, *Salmonella typhi*, *Shigella* species, Norwalk and Norwalk like Viruses, *Staphylococcus aureus*, *Streptococcus pyogenes*, *Escherichia coli* 0157:H7, enterohemorrhagic *Escherichia coli*, enterotoxigenic *Escherichia coli*, *Campylobacter jejuni*, *Entamoeba histolytica*, *Giardia lamblia*, Non-typhoidal *Salmonella*, Rotavirus, *Taenia solium*, *Yersinia enterocolitica*, *Vibrio cholerae* O1 or other infectious or communicable disease that has been declared by the Secretary of Health and Human Services (HHS) to be transmissible to others through the handling of food, or has been clearly shown to be so based upon verifiable epidemiological data; or~~

~~2. Is exposed to, or suspected of causing, a confirmed foodborne disease outbreak of one (1) of the diseases specified in Item 1 above, including an outbreak at an event such as a family meal, church supper or ethnic festival because the employee or applicant to whom a conditional offer of employment has been made:~~

- ~~a. Prepared food implicated in the outbreak; or~~
- ~~b. Consumed food implicated in the outbreak; or~~
- ~~c. Consumed food at the event prepared by a person who is infected or ill.~~

~~3. Lives in the same household as a person who attends or works in a day care center or school, similar institution experiencing a confirmed outbreak of one (1) of the diseases specified in Item 1 above.~~

~~Similarly, milk plant employees shall be instructed by the milk plant management to report to the milk plant management if the employee, or applicant to whom a conditional offer of employment has been made.~~

~~4. Has a symptom associated with acute gastrointestinal illness such as: Abdominal cramps or discomfort, diarrhea, fever, loss of appetite for three (3) or more days, vomiting, jaundice; or~~

~~5. Has a pustular lesion such as a boil or infected wound that is:~~

- ~~a. On the hands, wrists or exposed portions of the arms, unless the lesion is covered by a durable, moisture proof, tight-fitting barrier; or~~
- ~~b. On other parts of the body if the lesion is open or draining, unless the lesion is covered by a durable, moisture proof, tight-fitting barrier.~~

~~SECTION 14. PROCEDURE WHEN INFECTION OR HIGH RISK OF INFECTION IS DISCOVERED~~

~~When a person who may have handled pasteurized, ultra-pasteurized, aseptically processed and packaged low acid milk and/or milk products or retort processed after packaged low acid milk~~

~~and/or milk products or associated milk and/or milk product contact surfaces meets one (1) or more of the conditions specified in the **ADMINISTRATIVE PROCEDURES** of Section 13, the Regulatory Agency is authorized to require any or all of the following measures:~~

~~1. The immediate restricting of that person from duties that require handling pasteurized milk or milk products, or the handling of related milk or milk product contact surfaces. This restriction may be lifted after an appropriate medical clearance or cessation of symptoms or both, according to the following Table:~~

Table 5. Removal of Restrictions when Infection or High Risk of Infection is Discovered	
Health Status	Removing Restrictions
a. Is diagnosed with an illness due to Hepatitis A virus, <i>Salmonella typhi</i>, <i>Shigella</i> species, Norwalk and Norwalk-like Viruses, <i>Staphylococcus aureus</i>, <i>Streptococcus pyogenes</i>, <i>Escherichia coli</i> 0157:H7, enterohemorrhagic <i>Escherichia coli</i>, enterotoxigenic <i>Escherichia coli</i>, <i>Campylobacter jejuni</i>, <i>Entamoeba histolytica</i>, <i>Giardia lamblia</i>, Non-typhoidal <i>Salmonella</i>, Rotavirus, <i>Taenia solium</i>, <i>Yersinia enterocolitica</i>, <i>Vibrio cholerae</i> O1 or other infectious or communicable disease that has been declared by the Secretary of HHS to be transmissible to others through the handling of food or has been clearly shown to be so based upon verifiable epidemiological data.	Restrictions lifted by medical clearance.
b. Meeting a high risk scenario as specified in Section 13 (2 or 3) and/or experiencing symptoms in Section 13 (4 or 5).	Restrictions lifted when symptoms cease or medical documentation is provided that infection does not exist.
c. Asymptomatic, but stools positive for <i>Salmonella typhi</i>, <i>Shigella</i> or <i>Escherichia coli</i> 0157:H7.	Restrictions lifted by medical clearance.
d. Past illness from <i>Salmonella typhi</i>, <i>Shigella</i>, <i>Escherichia coli</i> 0157:H7 or other human pathogens for which humans have been determined to be carriers.	Restrictions lifted by medical clearance.
e. In the case of diagnosed or suspected Hepatitis A, onset of jaundice within the last seven (7) days.	Restrictions lifted by medical clearance.
f. In the case of diagnosed or suspected Hepatitis A, onset of jaundice occurred more than seven (7) days ago.	Restrictions lifted by medical clearance or jaundice ceases.

~~2. The immediate exclusion of the affected milk or milk products from distribution and use when medically appropriate, i.e., a medical evaluation of the sequence of events indicates that contamination of milk or milk product may have occurred.~~

~~3. The immediate requesting of medical and bacteriological examination of the person at risk.~~

~~**NOTE:** Persons at risk who decline to be examined may be reassigned to duties where they will not be required to handle pasteurized, ultra-pasteurized, aseptically processed and packaged low acid milk and/or milk products, or retort processed after packaged low acid milk and/or milk products and associated milk and/or milk product contact surfaces.~~

~~In the case of milk plants, receiving stations, or transfer stations that have HACCP Systems, which are regulated under the NCIMS voluntary HACCP Program, the HACCP System shall address the public health concerns described in this Section in a manner that provides protection equivalent to the requirements in this Section.~~

~~**SECTION 15. ENFORCEMENT**~~

~~This *Ordinance* shall be enforced by the Regulatory Agency in accordance with the *Grade "A" PMO*, with **ADMINISTRATIVE PROCEDURES**, current edition. A certified copy¹⁶ of which shall be on file at the appropriate Regulatory Agency's office. Where the mandatory compliance with provisions of the Appendixes is specified, such provisions shall be deemed a requirement of this *Ordinance*.~~

~~**SECTION 16. PENALTY**~~

~~Any person who shall violate any of the provisions of this *Ordinance* shall be guilty of a misdemeanor and upon conviction thereof shall be punished by a fine of not more than \$... and/or such persons may be enjoined from continuing such violation(s). Each day upon which such a violation(s) occurs shall constitute a separate violation.~~

~~**SECTION 17. REPEAL AND DATE OF EFFECT**~~

~~All ordinances and parts of ordinances in conflict with this *Ordinance* shall be repealed twelve (12) months after the adoption of this *Ordinance*, at which time this *Ordinance* shall be in full force and effect, as provided by law.~~

~~**SECTION 18. SEPARABILITY CLAUSE**~~

~~Should any Section, paragraph, sentence, clause or phrase of this *Ordinance* be declared unconstitutional or invalid for any reason, the remainder of this *Ordinance* shall not be affected thereby.~~

~~FOOTNOTES~~

~~In the interest of clarity and to provide easy access to their information, all numbered footnotes have been removed from the body of this *Ordinance* and are assembled in this Section. A numerical reference in the text shall always relate to its like numbered footnote in this Section.~~

- ~~1. Substitute proper legal jurisdiction here and in all similar places throughout this *Ordinance*.~~
- ~~2. Regulatory Agencies desiring to not regulate cottage cheese and dry curd cottage cheese under the terms of this *Ordinance* should delete the following from the definition of Milk Products:~~

~~Cottage cheese (21 CFR 133.128).~~

~~Dry curd cottage cheese (21 CFR 133.129).~~

- ~~3. Whey, caseinates, lactalbumin and other milk derived ingredients are required to be derived from a Grade "A" raw milk source.~~
- ~~4. Where State law does not permit the sale of reconstituted or recombined milk and/or milk products, the definition of Reconstituted or Recombined Milk and/or Milk Products of this *Ordinance* and other corresponding references shall be omitted.~~

~~**NOTE:** This option, as cited in 4. above, shall not be applicable to a TPC authorized under the ICP.~~

- ~~5. The permit for a milk tank truck may be issued to the responsible person for the milk tank truck(s).~~
- ~~6. Regulatory Agencies desiring to inspect dairy farms under a performance based inspection system should substitute the following language in 5:~~

~~"5. Inspect each dairy farm as provided in Appendix P. Performance Based Dairy Farm Inspection System."~~

- ~~7. Regulatory Agencies desiring to regulate cottage cheese, dry curd cottage cheese and reduced fat or low fat cottage cheese under the terms of this *Ordinance* should include the following in the **ADMINISTRATIVE PROCEDURES** of Item 5p:~~

~~"Cottage cheese vats shall be located in a separate room, maintained free from insects and other vermin and kept in a clean condition. Provided, that in existing installations, cottage cheese vats may be located in the processing room when there is no evidence of overcrowding, excessive traffic, condensation or splash. Cottage cheese vats located in processing rooms shall be equipped with multi-service or single service covers, which shall be kept in place at all times during the setting operation."~~

- ~~8. Regulatory Agencies desiring to regulate cottage cheese, dry curd cottage cheese and reduced fat or lowfat cottage cheese under the terms of this *Ordinance* should include the following in the **ADMINISTRATIVE PROCEDURES** of Item 7p:~~

~~"Water supply outlets are provided immediately available to the cottage cheese vats. The hose for transport of water, for washing cottage cheese curd, shall be arranged in such a way as to preclude the possibility of the hose touching the floor or the product."~~

- ~~9. Regulatory Agencies desiring to regulate cottage cheese, dry curd cottage cheese and reduced fat or lowfat cottage cheese under the terms of this *Ordinance* should add the following:~~

~~"Provided, that cottage cheese, cheese dressings or cheese ingredients may be transported by other methods, which protect the product from contamination."~~

- ~~10. Regulatory Agencies desiring to regulate cottage cheese, dry curd cottage cheese and reduced fat or low fat cottage cheese under the terms of this *Ordinance* should add the following:~~

~~"Provided that the rinsing of cottage cheese curd with sanitized and/or acidified potable water may be accepted by the Regulatory Agency."~~

- ~~11. Regulatory Agencies desiring to regulate the sale of cottage cheese, dry curd cottage cheese and reduced fat or lowfat cottage cheese under the terms of this *Ordinance* should add the following:~~

~~"Provided, that cottage cheese, dry curd cottage cheese and reduced fat or lowfat cottage cheese may be transported in sealed containers in a protected, sanitary manner from one (1) milk plant to another for creaming and/or packaging. If suitable equipment is not available for the packaging of dry curd cottage cheese, other methods of packaging, which eliminate possible chances of contamination may be approved by the Regulatory Agency."~~

- ~~12. Regulatory Agencies desiring to regulate the sale of cottage cheese, dry curd cottage cheese and reduced fat or lowfat cottage cheese under the terms of this *Ordinance* should add the following to the **ADMINISTRATIVE PROCEDURES** of Item 18p:~~

~~"If cottage cheese and dry curd cottage cheese are protected in a sanitary manner, they may be transported in sealed containers from one (1) milk plant to another for creaming and/or packaging."~~

- ~~13. Regulatory Agencies desiring to regulate the sale of cottage cheese, dry curd cottage cheese, and reduced fat or lowfat cottage cheese under the terms of this *Ordinance* should add the following to the indicated **ADMINISTRATIVE PROCEDURES** of Item 19p:~~

~~1. "Provided further, that if suitable equipment is not available for capping cottage cheese, dry curd cottage cheese and reduced fat or lowfat cottage cheese, other methods of capping, which eliminate possible chances of contamination may be approved by the Regulatory Agency."~~

~~4. "Closures for cottage cheese, dry curd cottage cheese and reduced fat or lowfat cottage cheese containers shall extend over the top edges of the container so as to protect the product from contamination during subsequent handling."~~

~~5. "Provided, that this requirement shall not apply to cottage cheese, dry curd cottage cheese and reduced fat or lowfat cottage cheese container closures, when such closures are supplied in a totally enclosed package, or wrapped so as to protect the closures."~~

- ~~14. From Table 1, Regulatory Statistics, 5th Edition (June 1975) by Victor C. Beal, Jr., Programs Development and Application, Veterinary Services, APHIS: Animal Health Programs.~~

- ~~15. The term "accredited" in this Section means accredited by the USDA APHIS Veterinary Services.~~

- ~~16. A certified copy may be secured from the Food and Drug Administration, HFS 316, 5100 Paint Branch Parkway, College Park, MD 20740-3835.~~

NOTE: ~~In reference to Footnotes 2, 7, 8, 9, 10, 11, 12, and 13, for the purposes of the ICP, cottage cheese, dry curd cottage cheese and reduced fat or low fat cottage cheese shall be Grade "A" and shall be regulated under the terms of this *Ordinance*.~~

~~APPENDIX A. ANIMAL DISEASE CONTROL~~

~~Copies of the *Bovine Tuberculosis Eradication: Uniform Methods and Rules* (available at http://www.aphis.usda.gov/animal_health/animal_diseases/tuberculosis/downloads/tb-umr.pdf) and *Brucellosis Eradication: Uniform Methods and Rules*, (available at http://www.aphis.usda.gov/animal_health/animal_diseases/brucellosis/downloads/umr-bovine-bruc.pdf), current at the time of the adoption of this Ordinance are available electronically using the hyperlinks above or may be obtained from your State Veterinarian or:~~

~~Veterinary Services~~

~~Animal and Plant Health Inspection Service (APHIS)~~

~~U. S. Department of Agriculture~~

~~4700 River Road, Unit 43~~

~~Riverdale, MD 20737~~

~~http://www.aphis.usda.gov/animal_health/~~

~~Or~~

~~Federal Area Veterinarian in Charge~~

~~Veterinary Services, APHIS, USDA~~

~~Your State Capitol~~

~~It is recommended that Regulatory Agencies initiate and/or promote a mastitis control program. A well-planned and extended educational phase will encourage the support of producers and reduce the problems of enforcement.~~

~~The National Mastitis Council (NMC), 421 S. Nine Mound Road, Verona, WI 53593 (www.nmconline.org), has studied a large number of existing control programs and has outlined a suggested flexible control program. In addition, review of the current knowledge of mastitis may be found in their publications: *Current Concepts of Bovine Mastitis* and the *Laboratory Handbook of Bovine Mastitis*.~~

~~Sanitarians may find the screening test a useful device for detecting abnormal milk. Sample screening methods, as well as somatic cell diagnosis and reduction programs are discussed in the references above as well as the Dairy Practices Council (DPC), 319 Springhouse Road, Newtown, PA 18940 (www.dairypractices.org) publication: *The Fieldperson's Guide to Troubleshooting High Somatic Cell Counts*, DPC Guide Number 18.~~

~~Regulatory action should not be based on the use of mastitis screening tests alone. Screening tests should be used as an adjunct to a complete program of mastitis control and milking-time inspections.~~

~~APPENDIX B. MILK SAMPLING, HAULING AND TRANSPORTATION~~

~~Milk sampling, hauling, and transport are integral parts of a modern dairy industry. Hauling, sampling and transport can be categorized into three (3) separate functions: Dairy or Industry Plant Samplers, Bulk Milk Hauling and Sampling and Milk Transport from one (1) milk handling facility to another.~~

~~I. MILK SAMPLING AND HAULING PROCEDURES~~

~~The dairy plant sampler is a person responsible for the collection of official samples for regulatory purposes outlined in Section 6 of this *Ordinance*. These persons are employees of the Regulatory Agency and are evaluated at least once each two (2) year period by a SSO or a properly delegated Sampling Surveillance Regulatory Official (dSSO). These individuals are evaluated using FORM FDA 2399 MILK SAMPLE COLLECTOR EVALUATION REPORT (Dairy Plant Sampling – Raw and Pasteurized Milk), which is derived from the most current edition of *SMEDP*. (Refer to Appendix M.)~~

~~**NOTE:** For the purposes of determining the inspection frequency for bulk milk hauler/samplers, industry plant samplers and dairy plant samplers, the interval shall include the designated twenty four (24) month period plus the remaining days of the month in which the inspection is due.~~

~~The bulk milk hauler/sampler is any person who collects official samples and may transport raw milk from a farm and/or raw milk products to or from a milk plant, receiving station or transfer station and has in their possession a permit from any Regulatory Agency to sample such products. The bulk milk hauler/sampler occupies a unique position making this individual a critical factor in the current structure of milk marketing. As a weigher and sampler, they stand as the official, and frequently the only judge of milk volumes bought and sold. As a milk receiver, the operating habits directly affect the quality and safety of milk committed to their care. When the obligations include the collection and delivery of samples for laboratory analysis, the bulk milk hauler/sampler becomes a vital part of the quality control and regulatory programs affecting producer dairies. Section 3 of this *Ordinance* requires that Regulatory Agencies establish criteria for issuing permits to bulk milk hauler/samplers. These individuals are evaluated at least once each two (2) year period using FORM FDA 2399a BULK MILK HAULER/SAMPLER REPORT. (Refer to Appendix M.)~~

~~The industry plant sampler or bulk milk hauler/sampler is a person responsible for the collection of official samples for regulatory purposes at a milk plant, receiving station, or transfer station as outlined in Appendix N. These industry plant samplers are employees of the dairy plant, receiving station or transfer station and are evaluated at least once each two (2) year period by a SSO or a dSSO. These industry plant samplers are evaluated using FORM FDA 2399 MILK SAMPLE COLLECTOR EVALUATION REPORT (Dairy Plant Sampling – Raw and Pasteurized Milk), which is derived from the most current edition of *SMEDP*. (Refer to Appendix M.)~~

~~The milk tank truck driver is any person who transports raw or pasteurized milk or milk products to or from a milk plant, receiving station or transfer station. Any transportation of a direct farm~~

~~pickup requires the milk tank truck driver to have responsibility for accompanying official samples.~~

~~The criteria for permitting these individuals should embrace at least the following:~~

~~**TRAINING:** To understand the importance of bulk milk collection and the techniques of sampling, including the use of an approved in-line sampler and approved aseptic samplers for milk tank trucks or for farm bulk milk tanks and/or silos, all bulk milk hauler/samplers and industry plant samplers shall be told why, and instructed how, in the proper procedures of picking up milk and the collection of samples. The Regulatory Agency, dairy field person, route supervisors or any appropriate person whose techniques and practices are known to meet the requirements can conduct this training. If the Regulatory Agency does not conduct the training, the training shall be approved by or conducted under the supervision of the Regulatory Agency. Training also frequently takes the form of classroom sessions in which the trainer describes pickup practices, demonstrates sampling and care of samples and affords the candidate the opportunity for guided practice in these techniques. Basic considerations of sanitation and personal cleanliness, which are important to the protection of milk quality, are discussed here. Officials administering weights and measures may participate in these programs and provide instruction in the measuring of milk and the keeping of required records.~~

~~An examination, approved by the Regulatory Agency, shall be administered at the conclusion of this program. Candidates failing the exam, a score of less than seventy percent (70%), shall be denied permits or licenses until indicated deficiencies are corrected. The examination should be adequate enough to determine if a bulk milk hauler/sampler is competent. The exam shall be composed of a minimum of twenty (20) total questions broken down into the following areas:~~

- ~~1. Six (6) questions relating to sanitation and personal cleanliness;~~
- ~~2. Six (6) questions relating to sampling and weighing procedures;~~
- ~~3. Four (4) questions relating to equipment, including proper use, care, cleaning, etc.; and~~
- ~~4. Four (4) questions relating to proper record keeping requirements.~~

~~Regularly scheduled refresher short courses by the regulatory agents and officials administering weights and measures would assist in maintaining and increasing the efficiency of the bulk milk hauler/sampler. Appropriate training should also be provided to industry plant samplers with regularly scheduled refresher short courses.~~

~~**QUALIFICATIONS:**~~

- ~~1. **Experience:** Experience may include a required period of observation during which the candidate accompanies a bulk milk hauler/sampler in the performance of their duties.~~
- ~~2. **Personal References:** Permit applications should be supported by suitable references testifying to the character and integrity of the candidate.~~

~~**EVALUATION OF BULK MILK HAULER/SAMPLER PROCEDURES:** The routine inspection of bulk milk hauling/sampling procedures provides the Regulatory Agency with an opportunity to check both the condition of the bulk milk hauler/sampler's equipment and the degree of conformance with required practices.~~

~~The bulk milk hauler/sampler's technique is best determined when the regulatory agent is able to observe the bulk milk hauler/sampler at one (1) or more farms. Each bulk milk hauler/sampler~~

~~shall be inspected by the Regulatory Agency prior to the issuance of a permit and at least once every twenty four (24) months thereafter as referenced in Section 5 of this Ordinance. The bulk milk hauler/sampler shall hold a valid permit prior to the collection of official samples. Regulatory Agencies may use inspections from any Regulatory Agency as a means of maintaining record requirements and enforcement.~~

~~**NOTE:** The option to utilize inspections of bulk haulers/samplers conducted by other Regulatory Agencies, as cited above, shall not be applicable to a TPC authorized under the ICP.~~

~~The procedures for sampling and the care of samples should be in compliance with the current edition of *SMEDP*.~~

~~Specific Items to be evaluated in determining compliance include:~~

- ~~1. **Personal Appearance:** Bulk milk hauler/samplers shall practice good hygiene; shall maintain a neat and clean appearance; and not use tobacco in the milkhouse.~~
- ~~2. **Equipment Requirements:**~~
 - ~~a. Sample rack and compartment to hold all samples collected.~~
 - ~~b. Refrigerant to hold temperature of milk samples between 0°C 4.5°C (32°F 40°F).~~
 - ~~c. Sample dipper or other approved aseptic sampling devices of sanitary design and material approved by the Regulatory Agency; clean and in good repair.~~
 - ~~d. Single use sample containers; properly stored.~~
 - ~~e. Calibrated pocket thermometer; certified for accuracy every six (6) months; accuracy $\pm 1^{\circ}\text{C}$ (2°F).~~
 - ~~f. Approved sanitizing agent and sample dipper container.~~
 - ~~g. Watch for timing milk agitation.~~
 - ~~h. Applicable sanitizer test kit.~~
 - ~~i. Single service sanitary towels shall be provided for bulk tanks with a measuring rod.~~
- ~~3. **Milk Quality Checks:**~~
 - ~~a. Examine the milk by sight and smell for any off odor or any other abnormalities that would class the milk as not being acceptable. Reject if necessary.~~
 - ~~b. Wash hands thoroughly and dry with a clean individual sanitary towel or other approved hand drying device immediately prior to measuring and/or sampling the milk.~~
 - ~~c. Record milk temperature, collection time (optionally, in military time (24 hour clock)), date of pick up and bulk milk hauler/sampler's name and license or permit number on the farm weight ticket; monthly the hauler/sampler shall check the accuracy of the thermometer on each bulk tank and record results when used as a test thermometer. Accuracy of required recording thermometers shall be checked monthly against a standardized thermometer and recorded. Pocket thermometer shall be sanitized before use.~~
- ~~4. **Milk Measurements:**~~
 - ~~a. The measurement of the milk shall be taken before agitation. If the agitator is running upon arrival at the milkhouse, the measurement can be taken only after the surface of the milk has been quiescent.~~
 - ~~b. Carefully insert the measuring rod, after it has been wiped dry with a clean individual sanitary towel, into the tank. Repeat this procedure until two (2) identical measurements are taken. Record measurements on the farm weight ticket.~~
 - ~~c. Do not contaminate the milk during measurement.~~

~~5. **Universal Sampling System:** When bulk milk hauler/samplers collect raw milk samples, the “universal sampling system” shall be employed, whereby samples are collected every time milk is picked up at the farm. This system permits the Regulatory Agency, at its discretion, at any given time and without notification to the industry, to analyze samples collected by the bulk milk hauler/sampler. The use of the “universal sample” puts more validity and faith in samples collected by industry personnel. The following are sampling procedures:~~

- ~~a. Pick-up and handling practices are conducted to prevent contamination of milk contact surfaces.~~
- ~~b. The milk shall be agitated a sufficient time to obtain a homogeneous blend. Follow the Regulatory Agency’s and/or manufacturer’s guidelines or when using an approved aseptic sampling device, follow the specified protocol and Standard Operating Procedure (SOP) for that device.~~
- ~~c. While the farm bulk milk tank and/or silo is being agitated, bring the sample container, dipper, dipper container and sanitizing agent for the outlet valve, or single service sampling tubes into the milkhouse aseptically. Remove the cap from the farm bulk milk tank and/or silo outlet valve and examine for milk deposits or foreign matter and then sanitize if necessary. Protect the hose cap from contamination when removing it from the transfer hose and during storage.~~
- ~~d. The sample may only be collected after the milk has been properly agitated or when using an approved aseptic sampling device, follow the specified protocol and SOP for that device. Remove the dipper or sampling device from the sanitizing solution or sterile container and rinse at least twice in the milk.~~
- ~~e. Collect a representative sample or samples from the farm bulk milk tank and/or silo by using a sample dipper or other approved aseptic sampling device. Refer to Section IV. Requirements for Using an Approved Aseptic Sampler for Farm Bulk Milk Tanks and Silos of Appendix B. of this Ordinance for the specific protocol for the use of approved aseptic sampling devices. When transferring milk from the sampling equipment, caution should be used to assure that milk is not spilled back into the farm bulk milk tank and/or silo. Do not fill the sampling container more than $\frac{3}{4}$ full. Close the cover on the sample container.~~
- ~~f. The sample dipper shall be rinsed free of milk and placed in its carrying container.~~
- ~~g. Close the cover or lid of the farm bulk milk tank.~~
- ~~h. The sample shall be identified with the producer’s number at the point of collection.~~
- ~~i. A temperature control sample shall be taken at the first stop of each load. This sample shall be labeled with collection time (optionally, in military time (24 hour clock)), date, temperature and producer and bulk milk hauler/sampler identification.~~
- ~~j. Place the sample or samples immediately into the sample storage case.~~

~~6. **Pump Out Procedures:**~~

- ~~a. Once the measurement and sampling procedures are completed, with the agitator still running, open the outlet valve and start the pump. Turn off the agitator when the level of milk is below the level that will cause over agitation.~~
- ~~b. When the milk has been removed from the tank, disconnect the hose from the outlet valve and cap the hose.~~
- ~~c. Observe the inside surfaces of the bulk tank for foreign matter or extraneous material and record any objectionable observations on the farm weight ticket.~~
- ~~d. With the outlet valve open, thoroughly rinse the entire inside surface of the tank with warm water.~~

~~7. Sampling Responsibilities:~~

- ~~a. All sample containers and single-service sampling tubes used for sampling shall comply with all the requirements that are in the current edition of *SMEDP*. Samples shall be cooled to and held between 0°C (32°F) and 4.5°C (40°F) during transit to the laboratory.~~
- ~~b. Means shall be provided to properly protect the samples in the sample case. Keep refrigerant at an acceptable level.~~
- ~~c. Racks shall be provided so that the samples are properly cooled in an ice bath.~~
- ~~d. Adequate insulation of the sample container box or ice chest shall be provided to maintain the proper temperature of the samples throughout the year.~~

~~The SSO conducts periodic evaluations of sampling procedures. This program will promote uniformity and compliance of sample collection procedures.~~

~~II. REQUIREMENTS FOR USING AN APPROVED IN-LINE SAMPLER~~

~~A protocol specific to each milk producer who direct loads milk tank trucks (through by passing the use of farm bulk milk tanks or silos) while utilizing an approved in-line sampler shall be developed by the Regulatory Agency in cooperation with the sampling equipment manufacturer, the milk buyer, the milk producer and FDA. As a minimum, the protocol should include the following:~~

- ~~1. A description of how the milk sample is to be collected, identified, handled and stored.~~
- ~~2. A description of the means used to refrigerate the sample collection device and milk sample collection container throughout the milk sample collection period.~~
- ~~3. A means to monitor the sampler device temperature and milk sample temperature, and the milk temperature.~~
- ~~4. A description of how and when the sampler is to be cleaned and sanitized, if not of a single use design.~~
- ~~5. A listing of the licensed bulk milk hauler/samplers who have been trained to maintain, operate, clean and sanitize the sample collection device as well as to collect, identify, handle and store the milk sample.~~
- ~~6. A description of the method and means that will be used to determine weight of the milk on the milk tank truck.~~

~~III. REQUIREMENTS FOR USING AN APPROVED ASEPTIC SAMPLER FOR MILK TANK TRUCKS~~

~~A protocol specific to each milk plant in which industry plant samplers utilize an approved aseptic sampler shall be developed by the Regulatory Agency in cooperation with the sampling equipment manufacturer, the milk plant and FDA. As a minimum, the protocol should include the following:~~

- ~~1. A description of how the milk sample is to be collected, identified, handled and stored.~~
 - ~~a. The aseptic sampler fitting shall be installed according to the manufacturer's recommendations and in a manner that is compatible with its intended use.~~
 - ~~b. The aseptic sampler septum shall be installed according to the manufacturer's~~

~~instructions.~~

- ~~c. Transfer of milk is achieved using a SOP specific to the aseptic sampler.~~
- ~~d. An appropriate device, i.e., a syringe, shall be used to transfer the milk.~~
- ~~2. A description of how and when the aseptic sampler is to be cleaned and sanitized, if not of a single use design, as per the manufacturer's instructions.~~
- ~~3. A listing of the industry plant samplers who have been trained to maintain, operate, clean and sanitize the aseptic sampler as well as to collect, identify, handle and store the milk sample.~~

~~**IV. REQUIREMENTS FOR USING AN APPROVED ASEPTIC SAMPLER FOR FARM BULK MILK TANKS AND/OR SILOS**~~

~~A protocol specific to each milk producer in which the milk producer, who transports milk only from his/her own dairy farm, or bulk milk hauler/samplers utilize an approved aseptic sampler shall be developed by the Regulatory Agency in cooperation with the sampling equipment manufacturer, the milk producer and FDA. As a minimum, the protocol should include the following:~~

- ~~1. A description of how the milk sample is to be collected, identified, handled and stored.~~
 - ~~a. The aseptic sampler fitting shall be installed according to the manufacturer's recommendations and in a manner that is compatible with its intended use and does not create a dead end.~~
 - ~~b. The aseptic sampler septum shall be installed according to the manufacturer's instructions.~~
 - ~~c. Transfer of milk is achieved using a SOP specific to the aseptic sampler.~~
- ~~2. A description of how and when the aseptic sampler is to be cleaned and sanitized, if not of a single use design, as per the manufacturer's instructions.~~
- ~~3. A listing of the milk producer, who transports milk only from his/her own dairy farm, and/or licensed bulk milk hauler/samplers who have been trained to maintain, operate, clean and sanitize the aseptic sampling device as well as collect, identify, handle and store the milk sample.~~

~~**V. REQUIREMENTS FOR THE SAMPLING OF RAW SHEEP MILK THAT HAS BEEN FROZEN PRIOR TO BEING TESTED FOR APPENDIX N DRUG RESIDUE**~~

~~Raw sheep milk samples that have previously been frozen may be tested for Appendix N drug residue provided that the sampling protocol shall be approved by the Regulatory Agency in which the dairy farm is located. The sampling protocol shall address the following items:~~

- ~~1. Samples shall be taken by a bulk milk hauler/sampler that is permitted by the Regulatory Agency in which the dairy farm is located.~~
- ~~2. The sampling protocol shall assure that representative samples are taken.~~
- ~~3. A storage protocol that assures that the raw sheep milk and samples are frozen within 24 hours of sample collection in accordance with the handling of the negative control as specified in the FDA/NCIMS 2400 Form for the test kit that is being used.~~
- ~~4. The collected raw sheep milk and samples are stored in a freezer(s) that is properly maintained and temperature monitored in accordance with the FDA/NCIMS 2400 Form General Requirements.~~

- ~~5. Samples delivered to the testing laboratory for testing within sixty (60) days of the freezing of the raw sheep milk.~~
- ~~6. An appropriate sample chain of custody shall be utilized to assure sample identification and handling.~~
- ~~7. Copies of the approved sampling protocol shall be on file with the Regulatory Agency and shall be available at the dairy farm, receiving milk plant and the laboratory performing the testing. If a copy of the sampling protocol is not available at the dairy farm, receiving milk plant or laboratory performing the testing, a copy shall be made available within twenty four (24) hours of being requested by the Regulatory Agency.~~

~~**NOTE:** If the sampling protocol has not been approved by the Regulatory Agency; is not being followed; the sampling protocol has been modified without the Regulatory Agency's approval; or the dairy farm, receiving milk plant or laboratory performing the testing does not obtain a copy within twenty four (24) hours of being requested by the Regulatory Agency it shall be considered an Appendix N violation for the dairy farm and/or receiving milk plant.~~

~~**VI. MILK TANK TRUCK PERMITTING AND INSPECTION**~~

~~Milk tank trucks shall be evaluated annually using the requirements established in Sections 3 and 5 of this *Ordinance* using FORM FDA 2399b MILK TANK TRUCK INSPECTION REPORT. (Refer to Appendix M.)~~

~~**PERMITTING:** Each milk tank truck shall bear a permit for the purpose of transporting milk and/or milk products. (Refer to Section 3 of this *Ordinance*.) The permit shall be issued to the owner of each milk tank truck by an authorized Regulatory Agency. The permit identification and Regulatory Agency issuing the permit shall be displayed on the milk tank truck. It is recommended that this permit be renewed each year pending satisfactory completion of an inspection as outlined in the following **INSPECTION** Section.~~

~~**RECIPROCITY:** Each permit shall be recognized by other Regulatory Agencies under the reciprocal agreements of the NCIMS and supporting documents of this *Ordinance*. A milk tank truck need only bear one (1) permit from an appropriate Regulatory Agency. A milk tank truck may be inspected at any time when deemed appropriate by the Regulatory Agency. Absent proof of a current permit and current inspection, when the milk tank truck is inspected by a Regulatory Agency other than the permitting agency, an inspection fee may be charged to the owner of the milk tank truck. This is necessary to allow a milk tank truck to pickup and deliver in several jurisdictions without the need for more than one (1) permit. A Regulatory Agency may have the option of inspecting any milk tank truck at any time when milk and milk products are transported in or out of a particular jurisdiction. It is the responsibility of the milk tank truck owner or operator to maintain a current proof of inspection to avoid a re-inspection fee. Disputes concerning reciprocal agreements on milk tank truck inspection between Regulatory Agencies may be tendered to the Chair of the NCIMS or the Chair's designee for resolution.~~

~~**INSPECTION:** Each milk tank truck shall be inspected at least once each year by a Regulatory Agency. (Refer to Section 5 of this *Ordinance*.) A copy of the current inspection report shall accompany the milk tank truck at all times, or the tank shall bear an affixed label, which~~

~~identifies the Regulatory Agency with the month and year of inspection. The affixed label shall be located near the tank outlet valve or on the front left side of the milk tank truck bulkhead.~~

~~When significant defects or violations are encountered by a Regulatory Agency, a copy of the report shall be forwarded to the permitting Regulatory Agency and also carried on the milk tank truck until the violations are corrected.~~

~~Milk tank truck inspections shall be conducted in a suitable location, i.e., a dairy plant, receiving or transfer station or milk tank truck cleaning facility. Inspections may not require entry of confined spaces as defined by the Occupational Safety and Health Administration (OSHA) standards. When significant cleaning, construction or repair defects are noted the milk tank truck shall be removed from service until proper confined entry safety requirements can be satisfied to determine cleaning or repairs needed. Cleaning or repairs may be verified by a qualified individual to the satisfaction of the Regulatory Agency.~~

~~Inspection reports completed by Regulatory Agencies other than the permitting agency shall be forwarded to the permitting agency for verification of annual inspection as required in the PERMITTING Section of this Appendix. The permitting agency may use these reports to satisfy permit requirements.~~

~~**MILK TANK TRUCK STANDARDS:** All Items of FORM FDA 2399b MILK TANK TRUCK INSPECTION REPORT fall into the categories of "Compliance", "Non-Compliance" or "Not Applicable" (NA) as determined during the inspection. The following Items relate to FORM FDA 2399b: (Refer to Appendix M.)~~

~~1. **Samples and Sampling Equipment:** (When provided)~~

- ~~a. Sample containers shall be stored to preclude contamination.~~
- ~~b. The sample box shall be in good repair and kept clean.~~
- ~~c. Sample transfer instrument shall be cleaned and sanitized to insure that proper samples are collected.~~
- ~~d. The sample transfer instrument container is provided and adequate means for maintaining sanitizer solutions is on hand.~~
- ~~e. The samples are properly stored to preclude contamination.~~
- ~~f. The sample storage compartment shall be clean.~~
- ~~g. Samples are maintained at an acceptable temperature 0°C 4.5°C (32°F 40°F) and a temperature control sample is provided.~~
- ~~h. An approved thermometer is available for use by the sampler. The accuracy of the thermometer is checked each six (6) months with the results and date recorded on the carrying case.~~

~~2. **Product Temperature 7°C (45°F) or Less:**~~

- ~~a. The product temperature shall meet all the requirements of Section 7, Items 18r Raw Milk Cooling and 17p Cooling of Milk and Milk Products of this Ordinance.~~
- ~~b. Product that remains in external transfer systems that exceeds 7°C (45°F) is discarded. This includes pumps, hoses, air elimination equipment or metering systems.~~

~~3. **Equipment Construction, Cleaning, Sanitizing and Repair:** Items a. through l. on FORM FDA 2399b shall be evaluated according to the following criteria:~~

~~a. Construction and Repair Requirements:~~

- ~~(1) The milk tank truck and all appurtenances shall meet applicable requirements of Section 7, Item 10p Sanitary Piping and Item 11p Construction and Repair of Containers~~

~~and Equipment of this Ordinance. Equipment manufactured in conformity with 3-A Sanitary Standards, complies with sanitary design and construction requirements of this Ordinance.~~

~~(2) The interior of the milk tank trucks shall be constructed of smooth, non-absorbent, corrosion-resistant, non-toxic material; and it shall be maintained in good repair.~~

~~(3) The appurtenances of the milk tank truck includes aseptic samplers, if applicable, hoses, pumps and fittings, shall be constructed of smooth, non-toxic cleanable material; and shall be maintained in good repair. Where flexibility is required, the fluid transfer system shall be free draining and so supported to maintain uniform slope and alignment. They shall be easily disassembled and accessible for inspection.~~

~~(4) The cabinet portion(s) of the tank, used for the storage of appurtenances and sampling equipment, where applicable, shall be constructed to preclude contamination by dust, dirt; be clean; and in good repair.~~

~~(5) The milk tank truck dome lid assembly, vent and dust cover shall be designed to protect the tank and milk from contamination.~~

~~b. Cleaning and Sanitizing Requirements:~~

~~(1) The milk tank truck and all of its appurtenances shall be cleaned and sanitized in accordance with applicable requirements of Section 7, Item 12p Cleaning and Sanitizing of Containers and Equipment of this Ordinance.~~

~~(2) The milk tank truck shall be cleaned and sanitized prior to its first use. When the time elapsed after cleaning and sanitizing, and before its first use, exceeds ninety-six (96) hours the tank shall be re-sanitized.~~

~~(3) It is allowable to pickup multiple loads continuously within a twenty-four (24) hour period, provided the milk tank truck is washed after each day's use.~~

~~4. Exterior Condition of Tank: The exterior of the milk tank truck is properly constructed and in good repair. Defects and damage that would adversely affect products contained in the milk tank truck are pointed out on FORM FDA 2399b MILK TANK TRUCK INSPECTION REPORT and corrective actions are prescribed. Cleanliness of the milk tank truck exterior is evaluated with consideration for existing weather and environmental conditions.~~

~~5. Wash and Sanitize Record:~~

~~a. The bulk milk hauler/sampler shall be responsible for assuring that the milk tank truck has been properly cleaned and sanitized at a permitted milk plant, receiving station, transfer station, or milk tank truck cleaning facility. A milk tank truck without proper cleaning and sanitizing documentation shall not be loaded or unloaded until the proper cleaning and sanitization can be verified.~~

~~**NOTE:** The option to use non-IMS listed milk tank truck cleaning facilities, as cited in a. above, shall not be applicable to a TPC authorized under the ICP.~~

~~b. A cleaning and sanitizing tag shall be affixed to the outlet valve of the milk tank truck until the milk tank truck is next washed and sanitized. When the milk tank truck is washed and sanitized, the previous cleaning and sanitizing tag shall be removed and stored at the location where the milk tank truck was washed for a period of not less than fifteen (15) days.~~

~~c. The following information shall be recorded on the cleaning and sanitization tag:~~

~~(1) Identification of the milk tank truck.~~

~~(2) Date and time (optionally, in military time (24 hour clock)) of day the milk tank truck was cleaned and sanitized.~~

~~(3) Location where the milk tank truck was cleaned and sanitized.~~

~~(4) Signature or initials of the person who cleaned and sanitized the milk tank truck.~~

~~d. The maintenance of all information on the cleaning and sanitizing tag shall be the responsibility of the bulk milk hauler/sampler or the milk tank truck operator.~~

~~e. States shall submit to the NCIMS Executive Secretary an updated list of all currently permitted non-IMS listed milk tank truck cleaning facilities. The list is to be submitted for publication on the NCIMS web site.~~

~~6. Location of Last Cleaning/Sanitizing:~~

~~The location of the last cleaning and sanitizing shall be verified by the Regulatory Agency during any milk tank truck inspection and recorded on the Milk Tank Truck Inspection Form.~~

~~7. Labeling:~~ ~~The maintenance of all pertinent information on all shipping documents, shipping invoices, bills of lading or weight tickets is the responsibility of the bulk milk hauler/sampler. A milk tank truck transporting raw, heat treated or pasteurized milk and milk products to a milk plant from another milk plant, receiving station or transfer station is required to be marked with the name and address of the milk plant or hauler and the milk tank truck shall be under a proper seal. All shipping documents shall contain the following information as outlined in Section 4-Labeling of this Ordinance:~~

~~a. Shipper's name, address and permit number. Each milk tank truck load of milk shall include the IMS BTU identification number(s) or the IMS Listed Milk Plant Number, for farm groups listed with a milk plant, on the farm weight ticket or manifest;~~

~~b. Permit identification of the hauler, if not an employee of the shipper;~~

~~c. Point of origin of shipment;~~

~~d. Milk tank truck identification number;~~

~~e. Name of product;~~

~~f. Weight of product;~~

~~g. Temperature of product when loaded;~~

~~h. Date of shipment;~~

~~i. Name of supervising Regulatory Agency at the point of origin of shipment;~~

~~j. Whether the contents are raw, pasteurized, or in the case of cream, lowfat or skim milk, whether it has been heat treated;~~

~~k. Seal number on inlet, outlet, wash connections and vents; and~~

~~l. Grade of product.~~

~~All information contained on the above described documents shall be verified by the Regulatory Agency and recorded on the appropriate inspection sheet for any bulk milk tank trucks under inspection.~~

~~8. Vehicle and Milk Tank Truck Properly Identified:~~ ~~It shall be the responsibility of the milk tank truck owner or operator to insure the proper and legible identification of the milk tank truck(s) in their possession.~~

~~9. Previous Inspection Sheet or Affixed Label Available:~~ ~~When a milk tank truck transports milk and milk products from one (1) regulatory jurisdiction to another it is not necessary to inspect each milk tank truck upon each arrival. Milk tank truck owners and operators shall carry proof of annual inspection from a recognized Regulatory Agency. A milk tank truck may be inspected at any time or at the discretion of any Regulatory Agency responsible for the milk supply.~~

~~10. **Sample Chain-of-Custody:** When samples for official laboratory analysis are transported by any individual where the sample chain-of-custody must be established, the driver may be required to carry a valid permit or shall be evaluated biennially for the collection of samples for official laboratory analysis. The criteria from Section I Evaluation of Bulk Milk Hauler/ Sampler Procedures, Item 7 Sampling Responsibilities of this Appendix shall be used as the basis for the evaluation. As an alternative, a sample case sealed as required by the Regulatory Agency may be accepted.~~

~~APPENDIX C. DAIRY FARM CONSTRUCTION STANDARDS AND MILK PRODUCTION~~

~~I. TOILET AND SEWAGE DISPOSAL FACILITIES~~

~~FLUSH TOILETS~~

~~Flush toilets are preferable to pit privies, earth closets or chemical toilets at both dairy farms and milk plants. Their installation shall conform to the applicable Government plumbing regulations. Toilets shall be located in a well-lighted and well-ventilated room. Fixtures shall be protected against freezing. The following shall be considered defects in flush toilet installations:~~

- ~~1. Insufficient water pressure or volume;~~
- ~~2. Leaky plumbing;~~
- ~~3. Clogged sewers, as evidenced by overflowing toilet bowl;~~
- ~~4. Broken tile lines or clogged disposal field;~~
- ~~5. Access of dairy lactating animals to the effluent below the sewer or disposal field discharge;~~
- ~~6. Effluent coming to the surface of the ground in the absorption field;~~
- ~~7. Toilet room floor soaked with urine or other discharges;~~
- ~~8. Offensive odors or other evidence of lack of cleanliness; or~~
- ~~9. Location of soil lines, septic tank, absorption field or leaching pit closer to the source of water supply than the limits indicated in Appendix D.~~

~~SEPTIC TANKS~~

~~Disposal of the wastes from toilets should preferably be into a sanitary sewer system. Where such systems are not available to a dairy farm or milk plant, the minimum satisfactory method should include treatment in a septic tank, with the effluent discharged into the soil. Where soil of satisfactory permeability is not available, the effluent shall be disposed of in accordance with the rules of the applicable Government Authority. It is preferable to treat floor drainage, wastes from washing of utensils, etc., in separate systems. When such wastes are combined with toilet wastes in the septic tank system, careful consideration shall be given to the expected flow in the design of both the septic tank and the leaching system.~~

~~The septic tank shall be located a safe distance from water sources as determined by consideration of the criteria indicated in Appendix D. The Regulatory Agency shall review and approve proposed installations prior to the initiation of construction. The location should permit easy access for inspection and cleaning. The site should be chosen to make the largest possible area available for the disposal field.~~

~~The size of the septic tank should be based on the average daily flow of sewage, a retention period of approximately twenty four (24) hours and adequate sludge storage. The minimum liquid capacity of a septic tank should be 3,000 liters (750 gallons). The outlet should be baffled to prevent scum from passing out with the overflow. The septic tank cover or slab should be watertight, designed to be insect and rodent proof and to withstand any load likely to be placed upon it. Each tank should have a manhole for each compartment, when it is provided with a solid slab cover. The manhole covering should be made watertight. Septic tanks should be constructed of materials that are not subject to excessive corrosion or deterioration.~~

~~DISPOSAL FIELDS FOR SEPTIC TANKS~~

~~A distribution box is considered desirable in every field system. The design of the field should be based on the expected sewage flow, the actual absorptive quality of the soil and the total bottom area of the trenches. Tile or perforated pipe designed for this use, of not less than 10 millimeters (4 inches) diameter, is recommended for field laterals. Laterals should be separated by at least three (3) times the width of the trenches, with a minimum of 2 meters (6 feet).~~

~~Trenches should be filled with broken stone or screened gravel, from a depth of at least 15 centimeters (6 inches) below the distributing pipes, to a level at least 5 centimeters (2 inches) above the top of the lines. When drain tile is used, joints should be open about 5 millimeters (0.25 of an inch), and the openings protected by tarpaper strips over the top and sides. The aggregate should be protected from loose backfill by means of a separating strip of untreated building paper or similar material. Under no condition should a field with less than 13.9 square meters (150 square feet) of effective absorption area (30 meters of 46 centimeters (100 linear feet of 18 inch) trench be provided for any individual unit. The maximum length of individual lines should not exceed 30 meters (100 feet). The slope of the field's lateral lines may vary from 5 centimeters (2 inches) to 10 centimeters (4 inches) per 30 meters (100 feet), but should never exceed 15 centimeters (6 inches) per 30 meters (100 feet). It is desirable to have the tile lines within 46 centimeters (18 inches) of the finished grade; however, the total depth of the lateral trenches should never average more than 91 centimeters (36 inches).~~

~~In some instances seepage pits may provide a more satisfactory means of disposal of effluent. Walls should be permeable and the liquid capacity should be not less than that of the septic tank. Total wall area should be proportionate to absorptive quality of the soil and to expected sewage flow.~~

~~Information as to methods of making percolation tests to determine absorptive quality of the soil may be obtained from applicable Government Agencies. From the same sources, advice may be obtained as to trench areas needed for various numbers of users, in relation to observed percolation rates. In view of their close knowledge of local conditions, it is recommended that such assistance be requested before an absorption system is constructed.~~

~~EARTH PIT PRIVY~~

~~The earth pit privy offers the most suitable type of excreta disposal unit for the dairy farm where water carriage systems of disposal cannot be provided. While there are many different designs in use, the basic elements are the same in all cases.~~

~~1. **General:** The earth pit should be of such capacity that it may be used for several years without requiring the privy to be moved. Excreta and toilet paper are deposited directly into the pit. Aerobic bacteria break down the complex organic material into more or less inert material. Insects, animals and surface water shall be prevented from entering the pit. It is essential that the privy be designed and constructed so that the pit can be kept fly tight.~~

~~2. **Location:** The location of the privy shall take into account the need to prevent the contamination of water supplies. The criteria of Appendix D. shall be applied. On sloping ground, it shall be located at a lower elevation than the water supply. On level ground, the area around both the privy and water supply should be mounded with earth. If the installation of an~~

~~earth-pit privy will endanger the safety of the water supply, other methods of disposal shall be used.~~

~~The site should be accessible to all potential users. Consideration should be given to the direction of prevailing winds to reduce fly and odor nuisances. The privy pit should not encroach within 2 meters (6 feet) of any building line or fence, in order to allow proper construction and maintenance.~~

~~3. **Pit, Sill, and Mound:** A minimum pit capacity of 4.6 cubic meters (50 cubic feet) is recommended. The pit should be tightly sheathed for a meter or several feet below the earth surface, but openings in the sheathing are desirable below this depth. The sheathing should extend from 25-50 millimeters (1-2 inches) above the natural ground surface, to provide space between the sill and the upper portion of the sheathing, so that the floor and building will not rest on the sheathing. A reinforced concrete sill should be provided for support of the floor and superstructure. The sill should be placed on firm, undisturbed earth.~~

~~An earth mound, at least equal in thickness to the concrete sill, should be constructed with a level area 46 millimeters (1.8 inches) away from the sill in all directions.~~

~~4. **Floor and Riser:** Impervious materials, such as concrete, are believed to be most suitable for the floor and riser. Because privy units are commonly used as urinals, the use of impervious materials for risers is desirable in the interest of cleanliness. In cold climates, wood treated with a preservative, such as creosote, has been found to be durable and to reduce the problem of condensation. Therefore, in some sections of the country, wood may be used if approved by the applicable Government Authority.~~

~~5. **Seat and Lid:** Both seat and lid should be hinged to permit raising. Material used in construction should be light in weight, but durable. Seats should be comfortable. Lids shall be self-closing. Two (2) objections to self-closing seat lids are: Discomfort from the lid resting on the upper portion of the user's back and contact of the oftentimes soiled or frost-covered bottom surface of the lid with the user's clothing. A seat lid has been devised which overcomes these objections. This lid is raised to a vertical position by lifting it from the rear, so that the top surface of the lid is against the user, rather than the bottom surface that is normally exposed to the pit.~~

~~6. **Vent:** Venting practices differ in many parts of the United States, because of differences in climatic conditions. In some States, particularly those in the South, vents have been omitted entirely and results from this practice appear to be satisfactory. Vents may pass vertically from either the pit or the riser, through the roof or directly through the wall near the floor. The vertical vent from pit or riser may lead to a horizontal vent passing through both walls or diagonally across a corner of the building.~~

~~In all cases, vents are screened. Galvanized, steel-wire screens dipped in paint, copper screens and bronze screens are used. Nearly all designs employ a screen with 6 (six) mesh to the centimeter (sixteen (16) mesh to the inch). Hardware cloth is used to cover the outside entrance to vents to prevent entrance of large objects that would clog the vent.~~

~~It is stated by some authorities that venting serves no useful purpose and that vents should be eliminated from earth-pit privies. Satisfactory recommendations with respect to vents can be made only after certain technical problems have been solved. The most important of these is the moisture condensation problem due to the temperature difference between the pit and the superstructure. The use of a cold wall, to condense moisture within the pit, has been suggested. In view of the uncertain value of venting, no recommendations are offered.~~

~~7. **Superstructure:** Privy structures are standardized to some extent. The majority are 1.2 meters by 1.2 meters (4 x 4 feet) in plan, with a height of 2 meters (6.5 feet) in front, and 1.8 meters (5.5 feet) at the rear. A roof with a 1 to 4 slope is commonly used. The building should be constructed of substantial material, painted for resistance to weather and fastened solidly to the floor slab. Proper roof overhang should be provided to dispatch rainwater from the roof away from the mound.~~

~~The roof should be constructed of watertight materials, such as wood, composition shingles or metal. Achieving ventilation of the building by omitting siding beneath the roof is common, except in cold climates, where the siding is usually perforated. Windows are sometimes used in the northern latitudes. Provision of coat hooks is desirable.~~

~~8. **Defects in Earth-Pit Privies:** The following shall be considered defects in pit-toilet installations:~~

- ~~a. Evidence of caving around the edges of the pit;~~
- ~~b. Signs of overflow, or other evidence that the pit is full;~~
- ~~c. Seat covers broken open or not self-closing;~~
- ~~d. Broken, perforated or unscreened vent pipe;~~
- ~~e. Uncleanliness of any kind in the toilet building;~~
- ~~f. Toilet room opening directly into milkhouse; and~~
- ~~g. Evidence of light entering the pit, except through the seat when the seat cover is raised.~~

~~**MASONRY VAULT PRIVY**~~

~~A masonry vault privy is essentially a pit privy in which the pit is lined with impervious materials and in which provision is made for the removal of excreta.~~

~~1. **Function:** Masonry vaults are used chiefly where the ground water table is close to the ground surface, or where it is necessary to prevent contamination of nearby water courses, wells and springs. They are also recommended for use in limestone formations to prevent contamination of water streams in the solution channels of the limestone. This type of disposal unit is satisfactory only where adequate maintenance and servicing are assured.~~

~~2. **Construction:** Masonry vaults may be constructed of brick, stone or concrete, with the latter preferred. The vault shall be watertight to keep out ground water and to prevent leakage of the vault's contents. A readily accessible cleanout door is necessary. It shall be constructed to prevent access of insects, animals and surface water to the vault's contents. The floor of the superstructure, which forms a partial covering for the vault, shall be impervious. Concrete is recommended.~~

~~**CHEMICAL TOILET**~~

~~In some areas where pit toilets might menace water supplies, where a sufficient volume of water for the operation of flush toilets is not available and where there is no prohibitive statute or ordinance, the chemical toilet may be accepted. Provided that it:~~

- ~~1. Has a receiving tank of acid-resisting material with an opening easily accessible for cleaning;~~
- ~~2. Has a bowl, of nonabsorbent materials, sufficiently elevated above the receiving basin to prevent splashing the user;~~

- ~~3. Has the tank and bowl vented with at least a 7.6 centimeters (3 inches) screened pipe, preferably of cast iron, extending at least 60 centimeters (2 feet) above the roof line;~~
- ~~4. Has the tank charged, at proper intervals, with chemicals of a bactericidal nature and concentration;~~
- ~~5. Is placed in a well-lighted and well-ventilated room which does not open directly into the milkhous; and~~
- ~~6. Has an effective method of final disposal, including burial, or a leaching vat or a cesspool where it will not endanger any water supply.~~

~~1. **Type:** Chemical toilets differ from privies, in that they are commonly placed inside the dwelling, whereas privies are generally located apart from the dwelling. There are, in general, two (2) types of chemical toilets:~~

- ~~a. The commode type, in which a pail containing a chemical solution is placed immediately below the seat; and~~
- ~~b. The tank type, in which a metal tank holding the chemical solution is placed in the ground directly beneath the seat. A pipe or conduit connects the riser with the tank. Tanks are usually cleaned by draining to a subsurface seepage pit.~~

~~2. **Function:** Toilets of this type are predominant in cold climates, where it is found desirable to have toilet facilities in or near the home, and where running water is not available for flush toilets.~~

~~3. **Chemicals:** Sodium hydroxide is commonly used to prepare the caustic solution for either commode or tank type chemical toilets. The chemical is dissolved in water and placed in the receptacle. The purpose of the chemical solution is to emulsify the fecal matter and paper and to liquefy the contents. In order to accomplish this action, the chemical solution shall be maintained at proper strength and the mixture shall be agitated each time the toilet is used. Odors are produced chiefly by the liberation of ammonia, when the caustic solution is weak, or when mixing by agitation is not carried out.~~

~~Difficulties are encountered when the caustic solution becomes diluted and fails to emulsify the fecal matter. When this occurs, the chemical solution breaks down, due to absorption of carbon dioxide from the air, and the solution ceases to be caustic. The decomposition of fecal matter produces foul odors.~~

~~4. **Sludge Disposal:** Disposal of the resultant mixture is a disagreeable task. In the case of small commode types, the usual method of disposal is burial in the earth. Tank units are usually so constructed that the tank is emptied into a seepage pit. When emulsification is not complete, particles of paper clog the seepage pit requiring corrective measures. Because of fundamental differences in design, chemical toilets resemble other types of privies only in the seat construction and manner of venting. Usually, risers or stools manufactured commercially are used.~~

~~Chemical toilets shall be used only where there is assurance of constant maintenance and where safe disposal of the contents is assured. Neither sludge nor liquid effluent from chemical toilet tanks shall be discharged to a sewage system in which treatment processes are involved. Otherwise, the chemical constituents of the sludge or liquid effluent may seriously interfere with the biological action upon which such treatment processes depend.~~

~~5. **Defects:** The following shall be considered defects in a chemical toilet installation:~~

- ~~a. Violation of any of the above requirements;~~

- b. ~~Disagreeable odors indicating to infrequent charging with chemicals or inadequate concentration of chemicals in the charge;~~
- c. ~~Evidence of improper disposal of the tank contents; and~~
- d. ~~Lack of cleanliness in the toilet compartment and room.~~

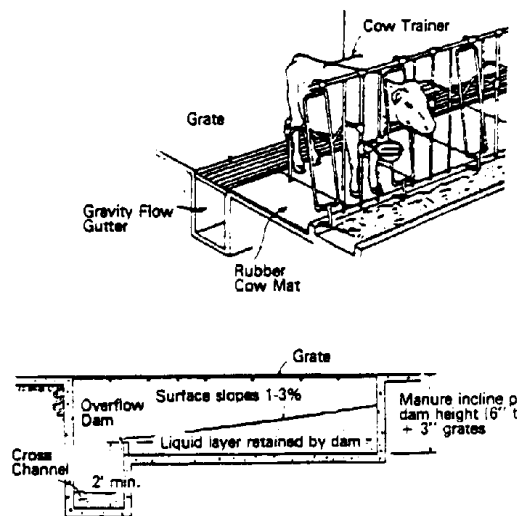
~~CONSTRUCTION PLANS~~

~~Detailed construction drawings for septic tanks, pit privies, masonry vault privies and chemical toilets complying with applicable Government regulations may be secured from the applicable Government Authority.~~

~~II. GUIDELINE #45 GRAVITY FLOW GUTTERS FOR MANURE REMOVAL IN MILKING BARN~~

~~Published by the Dairy Practices Council~~

~~The gravity flow gutter concept for manure removal comes from Europe. Manure falls into a deep gutter in the barn floor and then flows by gravity to a cross channel or outlet pipe to storage. A low (8-20 centimeters) (3" - 8") dam retains a lubricating liquid layer over which the manure flows (Fig. 1). After one (1) to three (3) weeks in a newly started gutter, the manure surface forms an incline of 1-3% above the dam. Then the manure moves continuously over the lip. The gutter shall be deep enough to contain manure sloped at this shallow angle.~~



~~Figure 1. Side Cross Section of a Gravity Flow Gutter~~

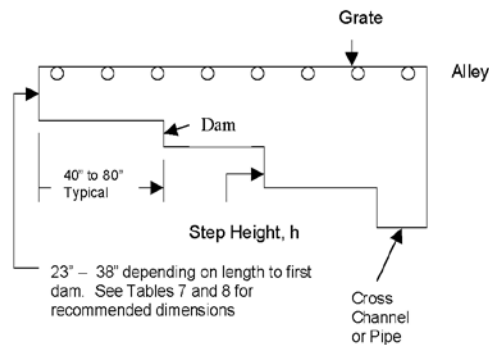


Figure 2. Stepped Gravity Flow Gutter

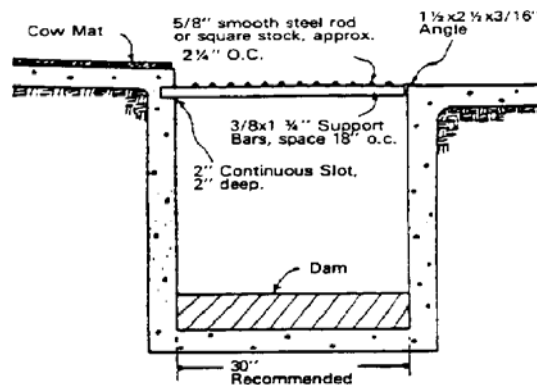


Figure 3. Cross Section of a Typical Gutter and Grate

Because manure moves by its own weight, no mechanical equipment is required to remove it from the barn. Generally the cost of the gutter and cover grates is less than the cost of installing, operating and maintaining a mechanical cleaner.

This system is neither a flush gutter, where 115-225 liters (30-60 gallons) of water per cow is needed to remove manure from the gutter, nor is it an under barn storage that is open to the barn. Rather, it is a conveying channel that carries the manure from behind the cow to the outside storage. The top surface of the slurry has been recorded to move 3 meters (10 feet) per hour.

CONSTRUCTION

1. **Gutter Depth:** Gutter depth depends on the length of the gutter and the angle of incline of the manure surface. Design in this guideline assumes the manure surface forms a 3% slope. Most diets form wetter manure, and with no bedding the slope may be 1% less. The bottom should be level so the dam will hold a uniform liquid layer. The maximum depth of the gutter at

~~the end opposite the discharge shall not exceed 138 centimeters (54 inches). In addition, the outlet shall be clear of obstructions.~~

~~The depth includes an allowance for a 15 centimeters (6 inches) dam and 8 centimeters (3 inches) deep grates.~~

~~Adding steps may decrease the maximum manure depth. The depth from the bottom of each dam to the bottom of the next level varies depending on the distance between steps. (Refer to Figure 2.)~~

Table 6. Slot Size vs. Cattle Age				
Age (Months)	1-6	6-12	12-24	Over 24
Slot Size (in.)	1-1 1/8	1 1/8-1 3/8	1 3/8-1 5/8	1 1/2-1 5/8

~~2. **Width of Gutters:** The bottom of the gutter shall not exceed 91 centimeters (36 inches) in width. A 76 centimeters (30 inches) wide gutter is recommended. The gutter opening may be narrowed to 50-60 centimeters (20-24 inches) in order to reduce the size and costs of grates.~~

~~3. **Overflow Dam:** The dam retains a lubricating liquid layer over the channel, which is essential to maintain flow. Typical heights range between 8 and 20 centimeters (3 and 8 inches). Dams, if removable, would facilitate total cleanout, when and if necessary. Concrete, a steel plate, or a plank may be used to construct the dam. Caulking may be needed to seal the dam.~~

Table 7. Gravity Flow Gutter Depth vs. Length for Manure from Lactating Animals			
Length		Depth	
Meters	Feet	Cm.	Inches
12	40	58	12
18	60	78	18
24	80	96	24
30	100	114	30
36	120	132	36

~~4. **Length:** A 70 meters (226 feet) long gutter has worked, but typical distances between dams range from 12 to 24 meters (40 to 80 feet). Longer channels must be deeper; hence, they may cost more because they require more concrete and stronger forms.~~

Table 8. Step Height vs. Length for Stepped Gravity Flow Gutters		
Step Height		
Length Between Dams	For 1.5% Incline	For 3% Incline
40'	7"	14"
50'	9"	18"
60'	11"	22"
70'	13"	25"
80'	15"	29"

5. **Grates:** Commercial steel grates for stall barns and concrete slats for freestall barns are generally available. Table 7 suggests slot widths. Grates for stall barns are made from round or flat steel stock.

6. **Cross Channel:** The cross channel may be constructed like the gutter. At least a 60 centimeters (2 feet) drop from the top of the dam to the bottom of the cross channel is suggested to prevent backup of manure into it. The channel may be extended directly to storage. The slurry should enter the bottom; to prevent storage gases and cold air from returning up the channel. Channel depth, below grade, should be sufficient to prevent freezing.

Gravity flow via a concrete, steel or plastic pipe may also be used to transfer manure to the bottom of the outside storage. Pipe as small as 38 centimeters (15 inches) diameter has been used successfully. However, 60 centimeters (24 inches) diameter pipe is recommended.

Do not empty channels into large sumps or pits within, or having direct openings into the barn. These storages will produce gas and odors that will be drawn into the barn through the ventilation systems.

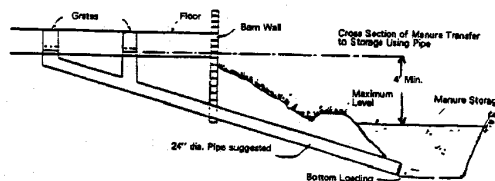


Figure 4. Manure Transfer to Storage

MANAGEMENT

1. **Flooding of Gutters:** Prior to stocking the building, fill the gutters with 8-15 centimeters (3-6 inches) of water to start the lubrication layer.

2. **Bedding Usage:** The type and amount of bedding used is important to successful operation. Up to .5 kilograms (1 pound) per lactating animal per day of sawdust, fine cut shavings or peanut hulls still allows the system to work. Some have worked with long straw bedding, but it is not recommended. More bedding or long straw increases manure stiffness and may clog the gutter.

Lactating animal mats allow minimum bedding use. Sometimes water may need to be added, depending upon the feed ration and amount of bedding used.

3. **Wastage and Deposits:** Keep feed and hay out of the gutter. Barn lime and soil brought in from outside may settle to the bottom. For this reason, the overflow dam, on some gutters, is removable for clean out. Buildup of solids has not been a problem under normal management, although the gutter will need cleaning if it has not been used for some time. Watch for islands of solids, especially where excess bedding or feed builds up. Cut these islands free of the walls to keep them flowing.

4. **Cleaning Grates:** Grates need cleaning at least weekly and, preferably, daily. A broom connected to a hose makes the job easy.

5. **Flies and Odors:** Flies have caused little or no problems. Biodegradable oil such as mineral oil may be sprayed on the manure surface to control them. Little or no odors have been observed in barns with good ventilation. There is no need to install fans to ventilate the gutters.

III. CONVALESCENT (MATERNITY) PENS IN MILKING BARN AND STABLES

While the requirement for concrete floors in milking barns and stables is necessary for good sanitation, climatic conditions in some areas of the country has created a need for convalescent (maternity) pens to be located in milking barns and stables.

Therefore, convalescent pens may be allowed in the milk barn or stable. Provided that the following requirements are met:

1. All floors in the production milking facility, with the exception of the convalescent pens, shall be of an impervious surface, with slopes for drainage as currently listed in the regulations.
2. Milk from animals milked in convalescent pens with non-impervious floors shall not enter the distribution system or be sold.
3. Routine milking in pens shall not be allowed.
4. Pens shall be located in a location so as not to contaminate milk holding transfer facilities or water supplies. Convalescent pens cannot be within 15 meters (50 feet) of a well.
5. A minimum of a 15 centimeters (6 inches) curb shall be provided on all exposed sides of the pen(s).
6. Convalescent pens shall be well bedded, clean and dry at all times.
7. No water faucet or drinking fountain shall be located within the curbed area.
8. State sanitarians, at their discretion, may require cleaning and/or reconstruction of such pens, based at intervals as necessary when the pens present a sanitation problem.
9. It is recommended that the number of pens be limited to one (1) per fifty (50) lactating animals.

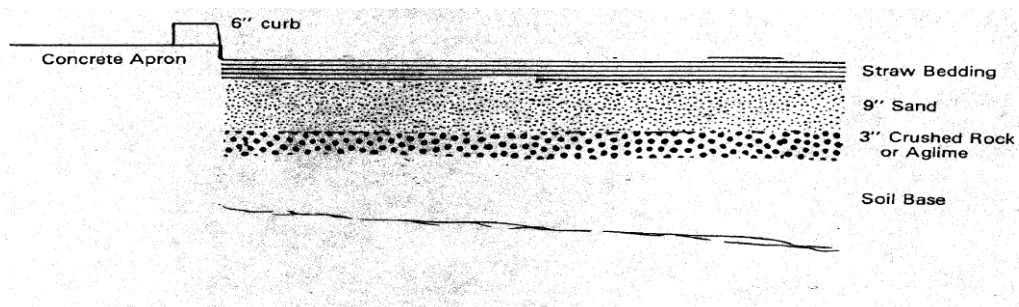


Figure 5. Side Cross Section of a Convalescent Pen

~~IV. GUIDELINES FOR CONVENTIONAL STALL BARN WITH GUTTER GRATES OVER LIQUID MANURE STORAGE~~

~~INTRODUCTION~~

~~The use of liquid manure storage under milking barns can be a cost, labor and energy efficient method for handling dairy animal wastes. This type of system can aid in pollution control and will provide a safe and healthy environment for cattle and humans under the following guidelines:~~

- ~~1. Plans for the construction of a conventional stall barn, with gutter grates over liquid manure storage, shall be submitted to the Regulatory Agency for approval before work is begun. Upon completion of the work, the builder shall furnish the purchaser with a signed written statement certifying that the system is constructed so as to be in full compliance with these guidelines.~~
- ~~2. The storage capacity of the liquid manure tank shall be for a minimum of nine months.~~
- ~~3. A negative pressure mechanical ventilation system shall be installed to meet the following requirements: (Refer to Figures 6 and 7.)~~
 - ~~a. Provide a maximum exhaust capacity of forty (40) air changes per hour from the occupied area. Of this total, about one half, twenty (20) air changes per hour shall be considered the cold weather part of the system and shall be exhausted through the manure storage area. The remaining twenty (20) air changes per hour shall be considered the warm weather part of the system and shall be exhausted through the barn walls.~~
 - ~~b. Of the twenty (20) air changes exhausted through the manure storage area there shall be a minimum continuous exhaust of four (4) air changes per hour. The additional cold weather capacity of about sixteen (16) air changes per hour shall be thermostatically controlled. All fans exhausting from the manure storage area shall be installed in permanent fan houses built on the exterior wall of the barn and connected directly to the manure storage area. These fans shall be single speed with a certified delivery rating against 6 millimeters (0.25 of an inch) water gauge static pressure. One (1) pit fan shall operate continuously. Airflow shall be from the occupied area through the gutters. The use of variable speed fans is prohibited.~~
 - ~~c. Fans supplying the additional summer capacity shall be mounted to discharge directly through the barn walls. They may be mounted on the outside of the building and the openings closed with insulated panels in cold weather, or when mounted in the walls be protected with an inside insulated cover to eliminate condensation and frost formation on the shutters and mountings. Warm weather fans are to be located on the same side of the barn as the pit fans. They must have a certified delivery rating against 3 millimeters (0.125 of an inch) water gauge static pressure and should be single speed.~~
 - ~~d. All fans, except those providing the minimum continuous exhaust rate are to be controlled by thermostats located away from the barn walls. All pit fans are to be in operation before any of the wall fans are started. An electrical thermal overload device of the proper size shall protect each fan.~~
 - ~~e. Calculation Method: To calculate the fan capacity in cubic feet per minute (cfm) for a particular barn, multiply the length times the width times the average ceiling height, all in feet, to obtain the volume. Divide the volume by fifteen (15) to obtain the minimum continuous capacity of four (4) air changes per hour in cfm (4 x 15 = 60 minutes).~~

$$\frac{W \times L \times H}{15} = \text{cfm}$$

For Example: Barn width 36', length 160' and average ceiling height 8' 6". This would be a reasonable size for sixty (60) stalls and two (2) pens. The calculation of the minimum continuous exhaust for this example would be:

$$\frac{36 \times 160 \times 8.5}{15} = 3,264 \text{ cfm}$$

Total cold weather capacity of twenty (20) air changes per hour equals five (5) times the minimum capacity: $3,264 \times 5 = 16,320 \text{ cfm}$.

Use two (2) fans of 3,264 each and two (2) fans of 4,896 cfm each to make up the total. Build two (2) fan houses. Mount one 3,264 cfm and one 4,896 cfm fan in each. Operate one 3,264 cfm fan continuously. Thermostatically control the second 3,264 cfm fan at 4.5°C (40°F). Control the two (2) larger fans with thermostats set at 6°C (43°F) and 8°C (46°F). Divide the summer capacity of an additional twenty (20) air changes per hour among three (3) fans of 5,440 cfm each. Locate these fans in the walls. Control them with thermostats set to 10°C 13°C (50°F 56°F). (Refer to Figure 6 for the approximate locations for all fans.) Fans of the exact calculated capacity are usually unavailable. Always select those having a slightly higher rather than lower capacity.

f. Adequate incoming fresh air, to enable the fan exhaust system to function as designed, shall be provided. A continuous slot inlet with manual adjustment on one (1) side is recommended to provide uniform fresh air distribution throughout the barn. (Refer to Figure 7.) Adjustment of the slot opening opposite the fans is to be done manually for cold and warm weather conditions. Careful construction of the fresh air intake system is essential to the satisfactory performance of the ventilation system.

4. A stand by generator to supply electric current to the ventilation system, in the event of a power failure, shall be provided.

5. Construction Requirements:

a. The floor system over the pit shall be designed to safely support all animal weight, plus the possibility of a tractor that may be needed to remove a sick or dead animal. Agitating and pumping of the stored manure shall be done through annexes built outside the barn. (Refer to Figures 6 and 7.) Service alley floor and lactating animal stall platforms shall be constructed to drain to the grated gutter tank opening, located between the lactating animal stall and the service alley.

b. Waste water from the milkhouse can be discharged into the pit. Sanitary (toilet) waste shall not be disposed of in the manure storage tank. When wastewater from the milkhouse is discharged into the pit, a drop pipe shall be connected to the discharge line so that the liquid waste will be deposited beneath the surface of the tank contents to prevent turbulence and possible odor production.

c. Grates over the gutters, tank slot openings, shall be of sufficient strength to support all applied loads. A suitable grate design is one using 16 millimeters (0.625 of an inch) smooth steel bars running the length of the open gutter. The distance between the center of the first bar and the vertical face of the stall platform should be 57 millimeters (2.25 inches). The

- remaining bars should be spaced 63 millimeters (2.5 inches) center to center. Support bars crossing the gutters should be 19 millimeters (0.75 of an inch) diameter and spaced 40 centimeters (16 inches) center to center.
6. Little or no bedding can be used with this system, rubber mats or equivalent, and lactating animal trainers shall be installed at the time the barn is constructed. Daily cleaning of grates with a stiff broom or scraper is recommended.
 7. Other construction criteria and management practices recommended for stall dairy barns should be followed.
 8. Requirements for emptying holding tanks:
 - a. Remove all animals and post signs on all doors that no one is to enter the milking barn during the time the tank is being agitated;
 - b. All pit fans shall be operating during agitation and emptying;
 - c. All milkhous and feed storage area openings, doors, windows, etc., shall be closed; and
 - d. The milking barn shall remain evacuated by animals and people for at least one (1) hour, after agitation of the holding tank is completed.

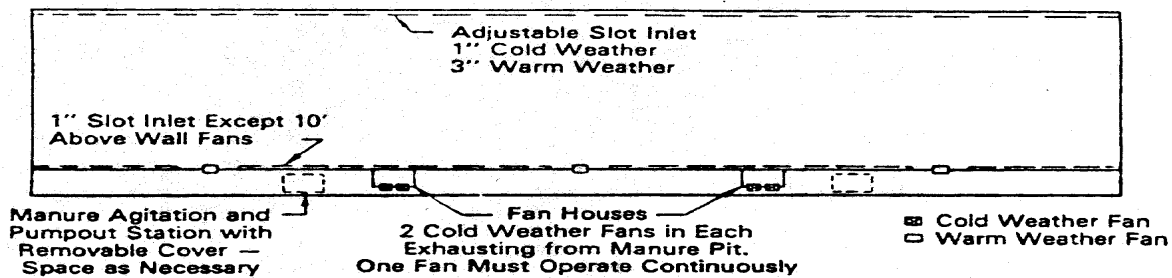


Figure 6. Schematic Diagram Showing Suggested Exhaust Fan Locations for a Typical Stall Dairy Barn with Gutter Grates Over Liquid Manure Storage

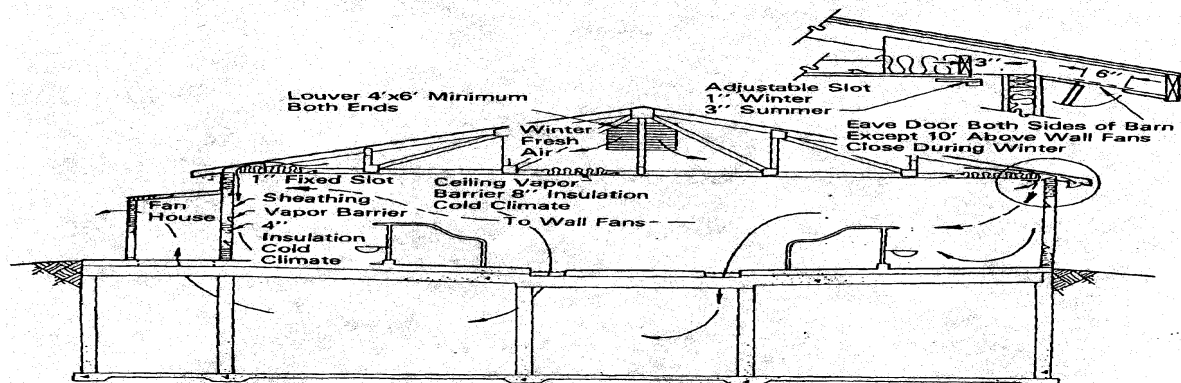


Figure 7. Schematic Diagram Showing General Pattern of Ventilation Air Movement, Slot Inlet Design and Fan House for Pit Fans

~~V. DAIRY CONSTRUCTION AND OPERATION~~

~~MILKING BARN, STABLE OR PARLOR~~

~~Numerous factors, including the size and topography of the farm, the availability of utilities, the condition and disposition of existing buildings, the dairy operator's ultimate goals for the enterprise, and the operator's construction budget serve to make each milk producer's herd housing problems individual and unique.~~

~~While there has been a tendency for workers to develop strong convictions about the practicability of given housing or milking systems, there is little doubt that the success or failure of most dairy farm operations may be traced to good or poor planning. When the unique problems of each system in its individual applications are given proper consideration, the job of producing clean milk is made easier and compliance with regulations is simplified. For example, operators of barns in which lactating animals are housed and milked will find that efficient ventilation not only reduces condensation but also relieves the problem of dust and mold on walls, ceilings and windows. When window sills are sloped or windows set flush with interior walls in stanchion barns, the accumulation of dust and unwanted miscellaneous items is similarly lessened. Covered recessed light fixtures remain clean longer and are less subject to damage than those projecting from the ceiling.~~

~~Operators of milking parlor loose housing systems, on the other hand, will value design features such as mechanically operated doors, which speed up animal traffic, and glazed wall finishes, which cut down the time required for proper post milking wash up of the parlor. Cleaner lactating animals result from proper planning and management of exercise yards and bedded areas. At least 9 square meters (100 square feet) of surfaced yard and not less than 5 square meters (50 square feet) of bedded space are recommended for each animal to be accommodated. Provisions shall also be made for the removal at least daily of manure from exercise yards and traffic lanes. Operators utilizing loose housing have shown considerable interest in free stall housing. Many workers have concluded that it provides the solution to the problems of unclean lactating animals and excessive bedding demands that have plagued loose housing in past years. Milk producers planning new construction or large scale changes in existing housing should carefully study its features.~~

~~Adequate light shall be available in all work areas in the milking barn, stable or parlor. Because many dairy functions are frequently performed after dark, it is important that the required minimum of ten (10) foot candles (110 lux) of illumination be available from artificial sources. While absolute certainty of compliance with this requirement can only be confirmed by the use of a light meter, experience has shown that milking barns which otherwise meet the standards of this Ordinance will be properly lighted when equipped with one (1) 100-watt bulb (or its fluorescent equal) for each three (3) stanchions or per 3 meters (10 linear feet) of walkway behind each row of lactating animals in face in barns or between rows of lactating animals in face-out barns. In addition, a smaller number of bulbs, equally spaced, are recommended for feed alleys in front of the lactating animals. When natural light is utilized, a minimum of .37 square meters (4 square feet) of window space for each 5.6 square meters (60 square feet) of floor space is recommended.~~

~~Construction plans and suggestions for the various systems of animal management are available to the sanitarian and the dairyman from numerous sources, including the USDA, the county extension agent, farm periodicals and the trade associations serving the building supply industry.~~

~~MILKHOUSE~~

~~Milkhouses should be large enough to provide adequate space to meet present needs and should take into account the prospect of future expansion. Installed milkhous equipment should be readily accessible to the operator. Aisles should be at least 76 centimeters (30 inches) wide, with added allowance at the outlets of bulk milk tanks, adjacent to wash and rinse vats and where operational conditions warrant. It is especially important that the space available to bulk milk tanks and mechanical cleaning systems be adequate to permit their disassembly, inspection and servicing.~~

~~Floor drains should not be located under bulk milk tanks unless there is sufficient room for servicing. Floor drains should not be located directly under the outlet of a bulk milk tank. Drains and waste disposal systems should be adequate to drain the volume of water used in rinsing and cleaning.~~

~~Milkhouses should be well ventilated. Proper ventilation not only avoids the obvious disadvantages of condensation on equipment and walls, it also lengthens the useful life of the building and its equipment. The constant need for renewal of painted surfaces, the repair of wooden fixtures and frames and the removal of algae and mold from walls and ceilings of poorly ventilated milkhouses can represent a continuing expense to the operator.~~

~~Where possible, windows should be placed to provide cross ventilation. In addition, one (1) or more ceiling vents should be located to receive water vaporizing from wash and rinse vats and other sources of evaporative moisture.~~

~~Glass brick is sometimes substituted for windows in milkhous construction. In these instances, mechanical ventilation shall be provided. A system affording filtered positive air pressure is recommended over exhaust ventilation, as the latter frequently draws dust, insects, and odors into the milkhous.~~

~~The great demand for water under pressure in milkhous operations has emphasized the importance of protecting plumbing from freezing. Devices that have proved effective, include the insulation of water lines, the use of wrap around heat tape, infrared lamps, and thermostatically controlled space heaters.~~

~~Insulated milkhouses make protection against freezing easier and more economical, and offer the additional advantage of greater comfort for the operator. The factor of personal convenience frequently results in better performance by the operator, with subsequent benefits to milk quality. Automated milking and mechanical cleaning systems of milking equipment has increased the use of hot water in the milkhous. The following Table indicates the volumes of water required to fill 30 meters (100 feet) of pipeline of varying diameters:~~

Table 9. Work Water Volume of Various Sized Pipelines	
Pipe Diameter (Inches)	Gallons
1	4.7
1.5	9.2
2	16.3

~~Since most cleaning installations employ a pre rinse, followed by wash and rinse cycles, this Table actually represents only one third (1/3) the usual milking time demand for heated water. Also, it does not include the "take up" of collecting jars, pumps, rubber parts, etc.~~

~~Udder washing, bulk milk tank cleaning and similar milkhouse tasks offer additional uses for hot water.~~

~~Sanitarians should compute the hot water demand of the individual milking systems under their supervision and require that not less than the minimum amount be available at all times. Milk producers should be made aware of the fact that effective cleaning of mechanically cleaned installations is impossible without adequate hot water and should be encouraged to provide a supply which exceeds their expected need. Such planning avoids emergency shortages and allows for normal expansion of the herd and facilities.~~

~~Detailed plans for milkhouses, as well as recommendations on hot water needs, insulation, lighting and ventilation are available from power companies, building supply associations, County Agricultural Extension Agents and State Universities.~~

~~Refrigeration, electrical or mechanical systems powered by gasoline or diesel engines, have no place in a milkhouse, milking barn, or in any communicating passageway between the milkhouse and milking barn. Such equipment is characteristically given to oil leakage and the discharge of fumes. The space occupied by it is difficult to keep clean and frequently becomes a gathering place for trash and flammable materials. With effective planning, these engines and their accessory equipment can be located, without detriment to their performance, in a separate room or building adjacent to the barn or milkhouse.~~

MILKING METHODS

~~Milking methods shall be geared to permit the efficient withdrawal of milk without introducing undue numbers of bacteria or causing injury to the udder.~~

~~In addition to assessing the nation's milk producers a cost, which has been estimated to approach \$500 million annually, mastitis has been found to pose serious public health hazards. The most widespread of these is a gastrointestinal disorder caused by toxins produced by certain strains of staphylococci.~~

~~It has been known for many years that a relationship exists between mastitis and milking practices. While not all the facts are known about mastitis, it is abundantly clear that its control is enhanced by use of mechanically sound milking equipment and good milking practices. The NMC has described a satisfactory milking system as one which:~~

- ~~1. Maintains a stable vacuum in the teat cup and at a level adequate for completely milking most udders in three (3) to five (5) minutes;~~
- ~~2. Does not stress the tissues of the teat by excessive stretching and ballooning;~~
- ~~3. Produces massage without harsh action; and~~
- ~~4. Is designed so that the entire system can be sanitized efficiently and satisfactorily.~~

~~The NMC considers proper milking procedure to include the following:~~

- ~~1. Before the milking unit is applied to the udder, the operator takes thirty (30) seconds to prepare the lactating animal in the recommended manner to obtain milk letdown, and the milking machine should be applied immediately thereafter;~~
- ~~2. The teat cups are attached in a manner to limit the volume of air drawn into the system;~~
- ~~3. The teat cups are positioned as low on the teats as practicable;~~

~~4. The operator stays near the machine and, at the end point of milk removal, the claw is briefly pulled down to open the teat cavity and remove the strippings. Stripping by machine should not extend over a period of more than fifteen to twenty (15-20) seconds. Prolonging stripping can be injurious to the udder;~~

~~5. Before removing the machine, the vacuum to the teat cups is broken and the cups removed in a gentle manner; and~~

~~6. To avoid over-milking, the operator should limit the number of machines in use. Two (2) bucket type units, two (2) movable pipeline units or three (3) fixed units, in a walk through barn, usually represent maximum workloads with conventional milking systems.~~

~~Hooded or small-mouthed pails may be used for carrying only that milk which has been drawn into them by hand milking. Their extended use as carrying pails is considered hazardous in view of their inability to be covered or otherwise protected from flies, dust, splash, etc.~~

~~REVERSE FLUSH SYSTEMS~~

~~Systems are acceptable if they are designed, installed, and operated in accordance with the following parameters for reverse flush systems:~~

~~1. All product contact surfaces shall conform to the construction criteria of Item 9r of this Ordinance.~~

~~2. An intervening break to the atmosphere shall be provided between the water and/or chemical solution and the milk and/or milk product contact surfaces at all times.~~

~~3. If a pre-rinse cycle is used it shall be with safe water.~~

~~4. The system shall provide for:~~

~~a. A chemical solution cycle with a chemical solution complying with the provisions of Appendix F. of this Ordinance;~~

~~b. The chemical solution strength shall be limited to that strength necessary to accomplish its intended effect and shall not leave a significant residual in the milk;~~

~~c. A post-rinse cycle with safe water. The use of treated water to prevent psychrophilic microorganism contamination should be considered; and~~

~~d. A drain cycle with sufficient time to drain or remove all moisture from the product contact surfaces of the reverse flush system.~~

~~5. When air under pressure is used in contact with product or solution contact surfaces, it shall comply with the requirements for air under pressure contained in Item 14r of this Ordinance, provided that an exception to the piping requirement for the air piping downstream from the terminal filter may be granted when:~~

~~a. The piping is used only for filtered air;~~

~~b. At least one (1) access point is available to determine cleanliness of the air piping; and~~

~~c. The piping is of a smooth, non absorbent, corrosion resistant, non-toxic material, including any adhesives used in joints.~~

~~In some installations, a check valve may be required to prevent water and/or chemical solution from entering these air lines.~~

~~DRUG RESIDUE AVOIDANCE CONTROL MEASURES~~

~~Animal identification and record keeping are critical for avoiding milk drug residues. Producers should establish systems to ensure that animal drugs are used properly and be able to provide evidence that adequate control over the administration of drugs to prevent residues in milk and/or meat has been implemented. These control systems should accomplish the following objectives:~~

- ~~1. Lactating animals treated with medicinal agents are:~~
 - ~~a. Identified, i.e., leg bands, chalk marks, etc.; and/or~~
 - ~~b. Segregated; or~~
 - ~~c. Other means provided to preclude the adulteration of milk offered for sale.~~
- ~~2. Treatment Records include the following information:~~
 - ~~a. Identity of the animal(s) treated;~~
 - ~~b. Date(s) of treatment;~~
 - ~~c. Drug(s) or other chemicals administered;~~
 - ~~d. Dosage administered;~~
 - ~~e. Milk discard time; and~~
 - ~~f. Withdrawal time prior to slaughter, even if zero.~~

~~**NOTE:** Records may consist of paper and file folders, card files, appointment book type calendars, monthly paper calendars, chalk boards (temporary records), electronic computer records, etc.~~

- ~~3. Maintenance of Records: The proper use or misuse of some animal drugs may cause prolonged residues in milk (4 to 45 days) and meat (18 to 24 months). Verification of drug treatment records may be necessary in the event of an investigation or trace back by the industry or Regulatory Agency to identify specific treated animal(s) that may be related to a milk or dairy beef residue. Producers should maintain all treatment records for a minimum of two (2) years in the event of a need to trace back or follow up on a confirmed milk or meat residue.~~
- ~~4. Quarantine/segregation of treated animals or other means to preclude the sale of milk or offering of treated animals for sale for slaughter prior to the end of the prescribed withdrawal time.~~
- ~~5. Education of all farm personnel involved in treating animals on proper drug use and methods to avoid marketing adulterated milk or meat for human food.~~

~~INSECT AND RODENT CONTROL~~

~~The complete elimination of flies from the farm premises is practically unattainable. However, a major reduction of fly infestation is obtainable by the dairy farm operator who conscientiously follows a sustained program of sanitation, screening and the proper use of insecticides.~~

~~The milk producer or milk plant operator must be continually aware of the potential hazard to people and animals which is inherent in most pesticides, including insecticides and rodenticides. It is important that they employ only those insecticides and rodenticides that are recommended by competent authority for the insect and rodent problems they seek to overcome, and that they follow implicitly the manufacturer's label directions for their use. Questions on the use of~~

~~pesticides should be referred to the appropriate Regulatory Agency and/or County Agricultural Extension Agent.~~

~~Intermittent, time release, high pressure insect fogging or spraying systems shall be installed and operated in accordance with the following guidelines:~~

- ~~1. The insecticide shall be registered with the EPA.~~
- ~~2. The label on the insecticide container shall specify that the insecticide may be used on dairy farms and in milking areas.~~
- ~~3. The label shall contain adequate instructions for the safe use of the insecticide.~~
- ~~4. The insecticide shall be designated for use in an intermittent, time release, high pressure insect fogging system and used in accordance with the labeling directions.~~
- ~~5. The container, tank or barrel of concentrated insecticide or use solution and the pumping or pressurizing equipment shall not be located in the milkhouse.~~
- ~~6. Nozzles, which would emit, spray or fog the insecticide shall not be located in the milkhouse.~~
- ~~7. Nozzles shall be located, positioned and operated so that they will not spray, fog, drip or drain any insecticide on milk pipeline and return solution line openings, milking machine appurtenances, including milk claws, inflations, flow sensors and interconnecting flexible milk tubing, milk receivers or releasers, milk pumps, weigh jars, milk measuring equipment or over any area where milk is poured, strained or transferred.~~
- ~~8. Nozzles shall be located, positioned and operated so that they will not contaminate any feed or water.~~
- ~~9. The fogging or spraying systems, which have nozzles located in the milking barn or parlor, shall not be operated during milking. In addition, the system shall not operate during the washing and sanitizing of milking equipment in a milking barn or parlor. This may be accomplished by inter wiring the system so that it will not operate when the vacuum pump is operating or by a master cut off switch with a conspicuously posted sign warning the operator that the switch shall be turned off while milking and cleaning and sanitizing.~~
- ~~10. The fogging or spraying system shall operate so that only the amount of insecticide necessary to accomplish the intended purpose of reducing fly and other insect populations is used. Excessive insecticide, which leaves a film on exposed walls, floors, and equipment, should be considered a violation of Item 19r of this Ordinance.~~
- ~~11. These systems should be considered an adjunct to and not a replacement for good sanitary practices of proper manure removal and disposal to adequately control fly and other insect breeding on dairy farms.~~

~~Effective rodent control, like insect control, is dependent on sanitation for much of its success. The careful elimination of trash and woodpiles; the rodent proofing of feed bins, corn cribs and similar structures; the prompt removal of spilled feed and manure to places of ultimate disposition; and the deliberate elimination of protected harborage areas in farm buildings, all tend to discourage rodents near the dairy farm. Such a program, also pays excellent dividends in feed savings, lowered maintenance costs for farm buildings, reduced fire hazards and lessened risk of disease outbreaks among farm animals.~~

~~Anticoagulant poisons, Warfarin, Fumarin, etc. have offered improved means of controlling rodents on the farm. Used according to directions, and with due precaution against their~~

~~consumption by domestic animals, these chemicals should keep the rodent population in check while additional preventive programs are instituted.~~

~~REFERENCES~~

~~Bates, D. W. How to Plan Your Dairy Stall Barn, M-132 (Revised 1972) University of Minnesota.~~

~~Midwest Plan Service, Ames, Iowa, Plan No. 72327, Dairy Barn, 60 Tie Stalls, Gable Roof, Liquid Manure 1974.~~

~~Bates, D. W. and J. F. Anderson, 1979. Calculation of Ventilation Needs for Confined Cattle, J. of the American Veterinary Medical Association 1979.~~

~~Midwest Plan Service, Ames, Iowa, Dairy Housing and Equipment Handbook 1985.~~

~~APPENDIX D. STANDARDS FOR WATER SOURCES~~

~~The Grade "A" PMO, formal FDA interpretations of the Grade "A" PMO and other written USPHS/FDA opinions shall be used in evaluating the acceptability of individual water supplies and water system construction requirements at dairy farms, milk plants, and single-service container manufacturing facilities.~~

~~The applicable Government Water Control Authority requirements, which are less stringent than the Grade "A" PMO, shall be superseded by the Grade "A" PMO. The applicable Government Water Control Authority requirements, which are more strict than the Grade "A" PMO, shall not be considered in determining the acceptability of water supplies during ratings, check ratings, single-service listing evaluations and audits. For example, the Grade "A" PMO requires a satisfactory farm water sample every three (3) years. If State law required such samples to be taken annually, a SRO conducting a sanitation rating, which includes that farm, will give that farm full credit for water sample frequency, if the Grade "A" PMO three (3) year requirement is met, even though, the State required annual frequency is not met.~~

~~Supplies other than individual water supplies, which have been approved as safe by the applicable Government Water Control Authority, shall be considered to be acceptable sources as provided in Section 7 of this Ordinance for Grade "A" inspections, as well as for all other IMS purposes without further inspection of the spring, well or reservoir treatment facility(ies), testing records, etc.~~

~~I. LOCATION OF WATER SOURCES~~

~~DISTANCE FROM SOURCES OF CONTAMINATION~~

~~All ground water sources should be located a safe distance from sources of contamination. In cases where sources are severely limited; however, a ground water aquifer that might become contaminated may be considered for a water supply, if treatment is provided. After a decision has been made to locate a water source in an area, it is necessary to determine the distance the source should be placed from the origin of contamination and the direction of water movement. A determination of a safe distance is based on specific local factors described in the following Section on SANITARY SURVEY.~~

~~Because many factors affect the determination of "safe" distances between ground water supplies and sources of pollution, it is impractical to set fixed distances. Where insufficient information is available to determine the "safe" distance, the distance should be the maximum that economics, land ownership, geology and topography will permit. It should be noted that the direction of ground water flow does not always follow the slope of the land surface. A person with sufficient training and experience to evaluate all of the factors involved should inspect each installation.~~

~~Since the safety of a ground water source depends primarily on considerations of good well construction and geology, these factors should be the guides in determining safe distances for different situations. The following criteria apply only to properly constructed wells, as described in this Appendix. There is no safe distance for a poorly constructed well.~~

~~When a properly constructed well penetrates an unconsolidated formation, with good filtering properties, and when the aquifer itself is separated from sources of contamination by similar materials, research and experience have demonstrated that 15 meters (50 feet) is an adequate distance separating the two. Lesser distances should be accepted, only after a comprehensive~~

~~sanitary survey, conducted by qualified applicable Government Water Control Authority Officials, has determined such lesser distances are both necessary and safe.~~

~~If it is proposed to install a properly constructed well in formations of unknown character, the applicable Government Agency should be consulted.~~

~~When wells must be constructed in consolidated formations, extra care should always be taken in the location of the well and in setting "safe" distances, since pollutants have been known to travel great distances in such formations. The owner should request assistance from the applicable Government Agency.~~

~~The following Table is offered as a guide in determining acceptable distances of a well from sources of contamination:~~

Table 10. Distance of a Well from Sources of Contamination	
Formation	Minimum Acceptable Distance of a Well from Sources of Contamination
Favorable (Unconsolidated)	15 meters (50 feet) Lesser distances only on applicable Government Agency approval following a comprehensive sanitary survey of the proposed site and immediate surroundings.
Unknown	15 meters (50 feet) Only after a comprehensive geological survey of the site and its surroundings has established, to the satisfaction of the applicable Government Agency that favorable formations do exist.
Poor (Consolidated)	Safe distances can be established only following both the comprehensive geological and comprehensive sanitary surveys. These surveys also permit determining the direction in which a well may be located with respect to sources of contamination. In no case should the acceptable distance be less than 15 meters (50 feet).

EVALUATING CONTAMINATION THREATS TO WELLS

~~Conditions unfavorable to the control of contamination and that may require specifying greater distances between a well and sources of contamination are:~~

- ~~**1. Nature of the Contaminant:** Human and animal excreta and toxic chemical wastes are serious health hazards. Salts, detergents and other substances that dissolve in water can mix with ground water and travel with it. They are not ordinarily removed by natural filtration.~~
- ~~**2. Deeper Disposal:** Cesspools, dry wells, disposal and waste injection wells and deep leaching pits that reach aquifers or reduce the amount of filtering earth materials between the wastes and the aquifer increase the danger of contamination.~~
- ~~**3. Limited Filtration:** When earth materials surrounding the well and overlying the aquifer are too coarse to provide effective filtration, as in limestone, coarse gravel, etc., or when they form a layer too thin, the risk of contamination is increased.~~
- ~~**4. The Aquifer:** When the materials of the aquifer itself are too coarse to provide good filtration, as in limestone, fractured rock, etc., contaminants entering the aquifer through outcrops or excavations may travel great distances. It is especially important in such cases to know the direction of ground water flow and whether there are outcrops of the formation, or excavations reaching it, "upstream" and close enough to be a threat.~~

- ~~5. **Volume of Waste Discharged:** Since greater volumes of wastes discharged and reaching an aquifer can significantly change the slope of the water table and the direction of ground water flow, it is obvious that heavier discharges can increase the threat of contamination.~~
- ~~6. **Contact Surface:** When pits and channels are designed and constructed to increase the rate of absorption, as in septic tank leaching systems, cesspools and leaching pits, more separation from the water source will be needed than when tight sewer lines or waste pipes are used.~~
- ~~7. **Concentration of Contamination Sources:** The existence of more than one source of contamination, contributing to the general area, increases the total pollution load and, consequently, the danger of contamination.~~

~~**SANITARY SURVEY**~~

~~The importance of a sanitary survey of water sources cannot be overemphasized. With a new supply, the sanitary survey should be made in conjunction with the collection of initial engineering data, covering the development of a given source and its capacity to meet existing and future needs. The sanitary survey should include the detection of all health hazards and the assessment of their present and future importance. Persons trained and competent in public health engineering and the epidemiology of waterborne diseases should conduct the sanitary survey. In the case of an existing supply, the sanitary survey should be made at a frequency compatible with the control of the health hazards and the maintenance of a good sanitary quality. The information furnished by the sanitary survey is essential to complete the interpretation of bacteriological and frequently the chemical data. This information should always accompany the laboratory findings. The following outline covers the essential factors that should be investigated or considered in a sanitary survey. Not all of the items are pertinent to any one (1) supply and, in some cases, items not in the list would be important additions to the survey list.~~

~~**Ground Water Supplies:**~~

- ~~1. Character of local geology and slope of ground surface.~~
- ~~2. Nature of soil and underlying porous strata; whether clay, sand, gravel, rock (especially porous limestone); coarseness of sand or gravel; thickness of water-bearing stratum; and depth to water table and location; and log and construction details of local wells in use and abandoned.~~
- ~~3. Slope of water table, preferably determined from observational wells or as indicated, presumptively, but not certainly, by the slope of ground surface.~~
- ~~4. Extent of drainage area likely to contribute water to the supply.~~
- ~~5. Nature, distance and direction of local sources of pollution.~~
- ~~6. Possibility of surface drainage water entering the supply and of wells becoming flooded and methods of protection.~~
- ~~7. Methods used for protecting the supply against pollution by means of sewage treatment, waste disposal and the like.~~
- ~~8. Well Construction:~~
 - ~~a. Total depth of well.~~
 - ~~b. Casing: Diameter, wall thickness, material, and lengths from surface.~~
 - ~~c. Screen or Perforations: Diameter, material, construction, locations, and lengths.~~
 - ~~d. Formation Seal: Material, cement, sand, bentonite, etc.; depth intervals; annular thickness; and method of placement.~~

- ~~9. Protection of Well at Top: Presence of sanitary well seal; casing height above ground floor or flood level; protection of well vent; and protection of well from erosion and animals.~~
- ~~10. Pump house Construction: Floors, drains, etc.; capacity of pumps; and draw down when pumps are in operation.~~
- ~~11. Availability of an Unsafe Supply: Usable in place of normal supply, hence involving danger to the public health.~~
- ~~12. Disinfection Equipment: Supervision; test kits or other types of laboratory control.~~

~~Surface Water Supplies:~~

- ~~1. Nature of Surface Geology: Character of soils and rocks.~~
- ~~2. Character of Vegetation: Forests; cultivated and irrigated land; including salinity, effect on irrigation water, etc.~~
- ~~3. Population and sewerage population per square mile of catchment area.~~
- ~~4. Methods of sewage disposal, whether by diversion from watershed or by treatment.~~
- ~~5. Character and efficiency of sewage treatment works on watershed.~~
- ~~6. Proximity of sources of fecal pollution to intake of water supply.~~
- ~~7. Proximity, sources and character of industrial wastes, oil field brines, acid mine waters, etc.~~
- ~~8. Adequacy of supply as to quantity.~~
- ~~9. For Lake or Reservoir Supplies: Wind direction and velocity data; drift of pollution; sunshine data; and algae.~~
- ~~10. Character and Quality of Raw Water: Coliform organisms (Most Probable Number (MPN)); algae; turbidity; color; and objectionable mineral constituents.~~
- ~~11. Nominal period of detention in reservoirs or storage basin.~~
- ~~12. Probable minimum time required for water to flow from sources of pollution to reservoir and through reservoir intake.~~
- ~~13. Shape of reservoir, with reference to possible currents of water, induced by wind or reservoir discharge, from inlet to water supply intake.~~
- ~~14. Protective measures in connection with the use of watershed to control fishing, boating, landing of airplanes, swimming, wading, ice cutting and permitting animals on marginal shore areas and in or upon the water, etc.~~
- ~~15. Efficiency and constancy of policing.~~
- ~~16. Treatment of Water: Kind and adequacy of equipment; duplication of parts; effectiveness of treatment; adequacy of supervision and testing; contact period after disinfection; and free chlorine residuals carried.~~
- ~~17. Pumping Facilities: Pump house; pump capacity; standby units; and storage facilities.~~

~~H. CONSTRUCTION~~

~~SANITARY CONSTRUCTION OF WELLS~~

~~The penetration of a water-bearing formation by a well provides a direct route for possible contamination of the ground water. Although there are different types of wells and well construction, there are basic sanitary aspects that shall be considered and followed:~~

- ~~1. The annular space outside the casing shall be filled with a watertight cement grout or puddled clay from a point just below the frost line or deepest level of excavation near the well to as deep as necessary to prevent entry of contaminated water.~~
- ~~2. For artesian aquifers, the casing shall be sealed into the overlying impermeable formations so as to retain the artesian pressure.~~
- ~~3. When a water-bearing formation containing water of poor quality is penetrated, the formation shall be sealed off to prevent the infiltration of water into the well and aquifer.~~
- ~~4. A sanitary well seal, with an approved vent, shall be installed at the top of the well casing to prevent the entrance of contaminated water or other objectionable material.~~

~~**Well Casing or Lining:** All that part of the suction pipe or drop pipe of any well within 3 meters (10 feet) of and below the ground surface shall be surrounded by a watertight casing pipe extending above the ground, platform or floor surface, as the case maybe, and covered at the top as herein provided. The casing of every well shall terminate above the ground level; the annular space outside the casing shall be filled with a watertight cement grout or clay, with similar sealing properties, from the surface to a minimum of 3 meters (10 feet) below the ground surface. A dug well, in lieu of a casing pipe, may be provided with a substantial watertight lining of concrete, vitrified tile with outer concrete lining, or other suitable material. Such lining shall extend at least 3 meters (10 feet) below the surface and shall extend up to the well platform or pump room floor with a watertight connection. In such case, the platform or floor shall have a suitable sleeve pipe, surrounding the suction pipe or drop pipe, and projecting above as herein provided for a casing pipe.~~

~~**Well Covers and Seals:** Every well shall be provided with an overlapping, tight fitting cover at the top of the casing or pipe sleeve to prevent contaminated water or other material from entering the well.~~

~~The sanitary well seal, in a well exposed to possible flooding, shall be either watertight or elevated at least .6 meters (2 feet) above the highest known flood level. When it is expected that a well seal may become flooded, it shall be watertight and equipped with a vent line, whose opening to the atmosphere, is at least .6 meters (2 feet) above the highest known flood level.~~

~~The seal in a well not exposed to possible flooding shall be either watertight, with an approved vent line, or self-draining, with an overlapping and downward flange. If the seal is of the self-draining, non-watertight, type, all openings in the cover should be either watertight or flanged upward and provided with overlapping, downward flanged covers.~~

~~Some pump and power units have closed bases that effectively seal the upper terminal of the well casing. When the unit is the open type, or when it is located at the side, as with some jet and suction pump type installations, it is especially important that a sanitary well seal be used. There are several acceptable designs consisting of an expandable neoprene gasket, compressed between two (2) steel plates. They are easily installed and removed for well servicing. Pump and water well suppliers normally stock sanitary well seals.~~

~~If the pump is not installed immediately after well drilling and placement of the casing, the top of the casing should be closed with a metal cap screwed or tack welded into place, or covered with a sanitary well seal.~~

~~For large diameter wells, such as dug wells, it would be difficult to provide a sanitary well seal, consequently, a reinforced concrete slab, overlapping the casing and sealed to it with a flexible~~

~~seal and/or rubber gasket, should be installed. The annular space outside the casing should first be filed with suitable grouting or sealing materials, i.e., cement, clay, or fine sand.~~

~~A well slab alone is not an effective sanitary defense, since it can be undermined by burrowing animals and insects, cracked from settlement or frost heave or broken by vehicles and vibrating machinery. The cement grout formation seal is far more effective. It is recognized however, that there are situations that call for a concrete slab or floor around the well casing to facilitate cleaning and improve appearance. When such a floor is necessary, it shall be placed only after the formation seal and the pit less installation have been inspected.~~

~~Well covers and pump platforms shall be elevated above the adjacent finished ground level. Pump room floors shall be constructed of reinforced, watertight concrete and carefully leveled or sloped away from the well, so that surface and wastewater cannot stand near the well. The minimum thickness of such a slab or floor shall be 10 centimeters (4 inches). Concrete slabs or floors shall be poured separately from the cement formation seal and when the threat of freezing exists, insulated from it and the well casing by a plastic or mastic coating or sleeve to prevent bonding of the concrete to either.~~

~~All water wells shall be readily accessible at the top for inspection, servicing and testing. This requires that any structure over the well be easily removable to provide full, unobstructed access for well servicing equipment. The so called "buried seal," with the well cover buried under several meters (yards) of earth, is unacceptable because:~~

- ~~1. It discourages periodic inspection and preventive maintenance;~~
- ~~2. It makes severe contamination during pump servicing and well repair more likely;~~
- ~~3. Any well servicing is more expensive; and~~
- ~~4. Excavation to expose the top of the well increases the risk of damage to the well, the cover, the vent and the electrical connections.~~

~~Well Pits and Drainage:~~ ~~Because of the pollution hazards involved, the well head, well casing, pump, pumping machinery, valve connected with the suction pump or exposed suction pipe shall not be permitted in any pit, room or space extending below ground level, or in any room or space above the ground, which is walled in or otherwise enclosed, so that it does not have free drainage by gravity to the surface of the ground. Provided, that a dug well properly constructed, lined and covered, as herein prescribed, shall not be construed to be a pit. Provided further, that pumping equipment and appurtenances may be located in a residential basement, which is not subject to flooding. And provided further, that in the case of existing water supplies which otherwise comply with the applicable requirements of this Appendix, pit installations may be accepted, under the following conditions, when permitted by the applicable Government Water Control Authority:~~

- ~~1. Pits shall be of watertight construction, with walls extending at least 15 centimeters (6 inches) above the established ground surface at all points.~~
- ~~2. Pits shall be provided with a watertight, concrete floor, sloping to a drain which discharges to the ground surface at a lower elevation than the pit, and preferably at least 9 meters (30 feet) from it; or if this should be impossible, to a watertight, concrete sump, in the pit, equipped with a sump pump discharging to the ground surface, preferably at least 9 meters (30 feet) from the pit.~~
- ~~3. Pits shall be provided with a concrete base for pumps or pumping machinery, so that such units shall be located at least 30 centimeters (12 inches) above the floor of the pit.~~

- ~~4. Pits shall be provided with a watertight housing or cover in all cases.~~
- ~~5. If inspection should reveal that these conditions are not being properly maintained, the supply shall be disapproved.~~

NOTE: ~~The Grade "A" PMO permits the acceptance of pit installations on existing water supplies but prohibits the installation of well pits on new water supplies. For well pits, "existing water supplies", are those, which were in use by a producer at the time they applied for a Grade "A" permit. Therefore, pit installations, which meet the above criteria, would be acceptable. Changes in construction and extensive alterations of an existing water supply that does not affect the physical structure of the well pit does not require elimination of the well pit.~~

Manholes: ~~Manholes may be provided on dug wells, reservoirs, tanks and other similar features of water supplies. A manhole, if installed, shall be provided with a curb, the top of which extends at least 10 centimeters (4 inches) above the slab and shall be equipped, where necessary for physical protection, with a locked or bolted overlapping watertight cover. The sides of which extend downward at least 5 centimeters (2 inches). The covers shall be kept closed at all times, except when it may be necessary to open the manhole.~~

Vent Opening: ~~Any reservoir, well, tank or other structure containing water for the dairy water supply may be provided with vents, overflows, or water-level control gauges, which shall be so constructed as to prevent the entrance of birds, insects, dust, rodents or contaminating material of any kind. Openings on vents shall be not less than 46 centimeters (18 inches) above the floor of a pump room, or above the roof or cover of a reservoir. Vent openings on other structures shall be at least 46 centimeters (18 inches) above the surface on which the vents are located. Vent openings shall be turned down and screened with corrosion-resistant screen of not less than 16 x 20 mesh. Overflow outlets shall discharge above and not less than 15 centimeters (6 inches) from a roof, roof drain, floor, and floor drain or over an open water-supplied fixture. The overflow outlet shall be covered by a corrosion-resistant screen of not less than 16 x 20 mesh and by 0.6 centimeters (0.25 of an inch) hardware cloth, or shall terminate in a horizontal angle seat check valve.~~

DEVELOPMENT OF SPRINGS

~~There are two (2) general requirements necessary in the development of a spring, used as a source of domestic water:~~

- ~~1. Selection of a spring with adequate capacity to provide the required quantity and quality of water for its intended use throughout the year.~~
- ~~2. Protection of the sanitary quality of the spring. The measures taken to develop a spring shall be tailored to its geological conditions and sources.~~

~~The features of a spring encasement are the following:~~

- ~~1. An open bottom, watertight basin intercepting the source, which extends to bedrock or a system of collection pipes and a storage tank;~~
- ~~2. A cover that prevents the entrance of surface drainage or debris into the storage tank;~~

- ~~3. Provisions for the cleanout and emptying of the tank contents;~~
- ~~4. Provision for overflow; and~~
- ~~5. A connection to the distribution system or auxiliary supply. (Refer to Figure 17.)~~

~~A tank is usually constructed in place with reinforced concrete, of such dimensions, as to enclose or intercept as much of the spring as possible. When a spring is located on a hillside, the downhill wall and sides are extended to bedrock or to a depth that will insure maintenance of an adequate water level in the tank. Supplementary cutoff walls, of concrete or impermeable clay, extending laterally from the tank may be used to assist in controlling the water table in the locality of the tank. The lower portion of the uphill wall of the tank can be constructed of stone, brick or other material, so placed that water may move freely into the tank from the formation. Backfill of graded gravel and sand will aid in restricting movement of fine material from the formation toward the tank.~~

~~The tank cover shall be cast in place to insure a good fit. Forms should be designed to allow for shrinkage of concrete and expansion of form lumber. The cover shall extend down over the top edge of the tank at least 5 centimeters (2 inches). The tank cover shall be heavy enough so that it cannot be dislodged by children and shall be equipped for locking.~~

~~A drainpipe with an exterior valve shall be placed close to the wall of the tank, near the bottom. The pipe shall extend horizontally so as to clear the normal ground level at the point of discharge by at least 15 centimeters (6 inches). The discharge end of the pipe shall be screened to prevent the entrance of rodents and insects.~~

~~The overflow is usually placed slightly below the maximum water level elevation and screened. A drain apron of rock shall be provided to prevent soil erosion at the point of overflow discharge. The supply outlet, from the developed spring, shall be located at least 15 centimeters (6 inches) above the drain outlet and properly screened. Care shall be taken in casting pipes into the walls of the tank to insure a good bond with the concrete and freedom from honeycombs around the pipes.~~

~~SANITARY PROTECTION OF SPRINGS~~

~~Springs usually become contaminated when barnyards, sewers, septic tanks, cesspools or other sources of pollution are located on higher adjacent land. In limestone formations however, contaminated material frequently enters the water-bearing channels through sinkholes or other large openings and may be carried along with ground water for long distances. Similarly, if material from such sources of contamination finds access to the tubular channels in glacial drift, this water may retain its contamination for long periods of time and for long distances.~~

~~The following precautionary measures will help to insure developed spring water of consistently high quality:~~

- ~~1. Provide for the removal of surface drainage from the site. A surface drainage ditch shall be located uphill from the source so as to intercept surface water runoff and carry it away from the source. Location of the ditch and the points at which the water should be discharged are a matter of judgment. Criteria used should include the topography, the subsurface geology, land ownership and land use.~~

- ~~2. Construct a fence to prevent entry of livestock. Its location should be guided by the considerations mentioned in Item 1. The fence shall exclude livestock from the surface water drainage system at all points uphill from the source.~~
- ~~3. Provide for access to the tank for maintenance, but prevent removal of the cover by a suitable locking device.~~
- ~~4. Monitor the quality of the spring water with periodic checks for contamination. A marked increase in turbidity or flow after a rainstorm is a good indication that surface runoff is reaching the spring.~~

SURFACE WATER

~~The selection and use of surface water sources, for individual water supply systems, require consideration of additional factors not usually associated with ground water sources. When small streams, open ponds, lakes or open reservoirs must be used as sources of a water supply, the danger of contamination and the consequent spread of enteric diseases, such as typhoid fever and dysentery are increased. As a rule, surface water shall be used only when ground water sources are not available or are inadequate. Clear water is not always safe, and the old saying that running water "purifies itself", to drinking water quality, within a stated distance is false.~~

~~The physical and bacteriological contamination of surface water makes it necessary to regard such sources of supply as unsafe for domestic use, unless reliable treatment, including filtration and disinfection, is provided.~~

~~The treatment of surface water to insure a constant, safe supply requires diligent attention to operation and maintenance by the owner of the system.~~

~~When ground water sources are limited, consideration shall be given to their development for domestic purposes only. Surface water sources can then provide water needed for stock and poultry watering, gardening, fire fighting and similar purposes. Treatment of surface water, used for livestock, is not generally considered essential. There is however, a trend to provide stock and poultry drinking water that is free from bacterial contamination and certain chemical elements.~~

~~Where the final resort must be made to surface water for all uses, a wide variety of sources, including farm ponds, lakes, streams and the roof runoff of buildings may be considered. These sources are regarded, without exception, to be contaminated, and their use cannot be condoned unless an individually tailored treatment process can be used, which will make them safe and satisfactory. Such treatment may include aeration and the use of suitable filtration or precipitation devices to remove suspended matter, in addition to routine full time disinfection.~~

~~The milk producer and/or milk plant operator, who is considering surface sources of water for milking, milkhouse and milk plant, receiving station and/or transfer station operations shall receive the advance approval of the Regulatory Agency and shall comply with all applicable requirements of the applicable Government Water Control Authority on the construction, protection and treatment of the chosen supply.~~

NOTE: ~~The EPA publishes a document entitled *Manual of Individual Water Supply Systems* that is an excellent source of detailed information on the development, construction and operation of individual water systems and also contains a suggested well drilling code.~~

III. DISINFECTION OF WATER SOURCES

All newly constructed or newly repaired wells shall be disinfected to counteract contamination introduced during construction or repair. Every well shall be disinfected immediately after construction or repair and flushed prior to bacteriological testing.

An effective and economical method of disinfecting wells and appurtenances is the use of calcium hypochlorite, containing approximately seventy percent (70%) available chlorine. This chemical can be purchased in granular form at hardware stores, swimming pool equipment supply outlets or chemical supply houses.

When used in the disinfection of wells, calcium hypochlorite should be added in sufficient amounts to provide a dosage of approximately 50 mg. available chlorine per liter (50mg/L) in the well water. This concentration is roughly equivalent to a mixture of 1 gram (0.03 ounce) of dry chemical per 13.5 liters (3.56 gallons) of water to be disinfected. A stock solution of disinfectant may be prepared by mixing 30 grams (1 ounce) of high test hypochlorite with 1.9 liters (2 quarts) of water. Mixing is facilitated if a small amount of the water is first added to the granular calcium hypochlorite and stirred to a smooth watery paste free of lumps. The stock solution should be stirred thoroughly for ten (10) to fifteen (15) minutes. The inert ingredients should then be allowed to settle. The liquid containing the chlorine should be used and the inert material discarded. Each 1.9 liters (2 quarts) of stock solution will provide a concentration of approximately 50 mg/L when added to 378 liters (100 gallons) of water. The solution should be prepared in a clean utensil. The use of metal containers should be avoided, as they are corroded by strong chlorine solutions. Crockery, glass or rubber lined containers are recommended.

Where small quantities of disinfectant are required and a scale is not available, the material can be measured with a spoon. A heaping tablespoonful of granular calcium hypochlorite weighs approximately 14 grams (½ ounce).

When calcium hypochlorite is not available, other sources of available chlorine such as sodium hypochlorite (12-15% of volume) can be used. Sodium hypochlorite, which is also commonly available as liquid household bleach with 5.25% available chlorine, can be diluted with two (2) parts of water to produce the stock solution. 1.9 liters (2 quarts) of this solution can be used for disinfecting 378 liters (100 gallons) of water.

Stock solutions of chlorine in any form will deteriorate rapidly unless properly stored. Dark glass or plastic bottles with airtight caps are recommended. Bottles containing solution should be kept in a cool place and protected from direct sunlight. If proper storage facilities are not available, the solution should always be prepared fresh, immediately before use.

Complete information concerning the test for residual chlorine is included in the latest edition of *Standard Methods for the Examination of Water and Wastewater* (SMEWW), published by the American Public Health Association.

DUG WELLS

After the casing or lining has been completed, follow the procedure outlined below:

1. Remove all equipment and materials that will not form a permanent part of the completed structure.
2. Using a stiff broom or brush, wash the interior walls of the casing or lining with a strong solution (100 mg/L of chlorine) to insure thorough cleaning and sanitizing.

- ~~3. Place the cover over the well and pour the required amount of chlorine solution into the well through the manhole or pipe opening just before inserting the pump cylinder and drop pipe assembly. The chlorine solution should be distributed over as much of the surface of the water as possible to obtain proper diffusion of the chemical through the water hose or pipeline, as the line is being alternately raised and lowered. This method should be followed whenever possible.~~
- ~~4. Wash the exterior surface of the pump cylinder and drop pipe, with the chlorine solution, as the assembly is being lowered into the well.~~
- ~~5. After the pump has been set in position, pump water from the well and through the entire water distribution system to the milkhouse until a strong odor of chlorine is noted.~~
- ~~6. Allow the chlorine solution to remain in the well for at least twenty four (24) hours.~~
- ~~7. After twenty four (24) hours or more have lapsed, flush the well to remove all traces of chlorine.~~

~~DRILLED, DRIVEN, AND BORED WELLS~~

~~After the casing or lining has been completed, follow the procedure outlined below:~~

- ~~1. Remove all equipment and materials that will not form a permanent part of the completed structure.~~
- ~~2. When the well is being tested for yield, the test pump should be operated until the well water is clear and as free from turbidity as possible.~~
- ~~3. After the testing equipment has been removed, slowly pour the required amount of chlorine solution into the well just before installing the permanent pumping equipment. Diffusion of the chemical with the well water may be facilitated as previously described.~~
- ~~4. Wash the exterior surface of the pump cylinder and drop pipe with chlorine solution as the assembly is being lowered into the well.~~
- ~~5. After the pump has been set in position, operate the pump until the water, discharged through the entire distribution system to waste, has a distinct odor of chlorine. Repeat this procedure a few times, at one (1) hour intervals, to insure complete circulation of the chlorine solution through the column of water in the well and the pumping equipment.~~
- ~~6. Allow the chlorine solution to remain in the well for at least twenty four (24) hours.~~
- ~~7. After twenty four (24) hours or more have elapsed, flush the well to remove all traces of chlorine. The pump should be operated until water discharged to waste is free from the chlorine odor.~~

~~In the case of deep wells having a high water level, it may be necessary to resort to special methods of introducing the disinfecting agent into the well so as to insure proper diffusion of chlorine throughout the well. The following method is suggested:~~

~~Place the granulated calcium hypochlorite in a short section of pipe capped at both ends. A number of small holes should be drilled through each cap or into the sides of the pipe. One (1) of the caps should be fitted with an eye to facilitate attachment of a suitable cable. The disinfecting agent is distributed when the pipe section is lowered and raised throughout the depth of the water.~~

~~WATER BEARING STRATA~~

~~Sometimes a well is encountered that does not respond to the usual methods of disinfection. A well like this has usually been contaminated by water that entered under sufficient head to displace water into the water bearing formation. The displaced water carries contamination with it. The contamination that has been carried into the water bearing formation can be eliminated or reduced by forcing chlorine into the formation. Chlorine may be introduced in a number of ways, depending on the construction of the well. In some wells, it is advisable to chlorinate the water and then add a considerable volume of a chlorine solution in order to force the treated water into the formation. When this procedure is followed, all chlorinated water should have a chlorine strength of approximately 50 mg/L. In other wells, such as the drilled well cased with standard weight casing pipe, it is entirely practicable to chlorinate the water, cap the well and apply a head of air. When air is alternately applied and released, a vigorous surging effect is obtained and chlorinated water is forced into the water bearing formation. In this procedure, the chlorine strength of the treated water, in the well, will be reduced by dilution as it mixes with the water in the water bearing formation. Therefore, it is advisable to double or triple the quantity of chlorine compound to be used so as to have a chlorine strength of 100 to 150 mg/L in the well as the surging process is started. After treating a well in this manner, it is necessary to flush it to remove the excess chlorine.~~

~~DISINFECTION OF SPRINGS~~

~~Springs and encasements should be disinfected by a procedure similar to that used for dug well. If the water pressure is not sufficient to raise the water to the top of the encasement, it may be possible to shut off the flow and thus keep the disinfectant in the encasement for twenty four (24) hours. If the flow cannot be shut off entirely, arrangements should be made to supply disinfectant continuously for as long a period as practicable.~~

~~DISINFECTION OF WATER DISTRIBUTION SYSTEMS~~

~~These instructions cover the disinfection of water distribution systems and attendant standpipes or tanks. It is always necessary to disinfect a water system before placing it in use under the following conditions:~~

- ~~1. Disinfection of a system that has been in service with raw or polluted water, preparatory to transferring the service to treated water.~~
- ~~2. Disinfection of a new system upon completion and preparatory to placing in operation with treated water or water of satisfactory quality.~~
- ~~3. Disinfection of a system after completion of maintenance and repair operations.~~

~~The entire system, including tank or standpipe, should be thoroughly flushed with water to remove any sediment that may have collected during operation with raw water. Following flushing, the system should be filled with a disinfecting solution of calcium hypochlorite and treated water. This solution is prepared by adding 550 grams (1.2 pounds) of high test 70% calcium hypochlorite to each 3,785 liters (1,000 gallons) of water. A mixture of this kind provides a solution having not less than 100 mg/L of available chlorine.~~

~~The disinfectant should be retained in the system, tank or standpipe, if included, for not less than twenty four (24) hours, then examined for residual chlorine and drained out. If no residual chlorine is found present, the process should be repeated. The system is next flushed with treated water and put into operation.~~

~~IV. CONTINUOUS WATER DISINFECTION~~

~~CHEMICAL DISINFECTION OF WATER~~

~~Water supplies which are otherwise deemed satisfactory, but which prove unable to meet the bacteriological standards prescribed herein, shall be subjected to continuous disinfection. The individual character of the supply shall be investigated and a treatment program developed, which shall produce a safe supply as determined by bacteriological testing.~~

~~For numerous reasons, including economy, effectiveness, stability, ease of use and availability, chlorine is by far the most popular chemical agent employed for the disinfection of water supplies. This does not preclude the use of other chemicals or procedures demonstrated to be safe and effective. The amount necessary to provide adequate protection varies with the supply and the amount of organic and other oxidizable material that it contains. Proper disinfection can only be assured when a residual concentration of chlorine remains, for bactericidal activity, after the demands of these other substances are met. In general, these factors exert the most important influences on the bactericidal efficiency of chlorine:~~

- ~~1. Free chlorine residual; the higher the residual, the more effective the disinfection and the faster the disinfection rate.~~
- ~~2. Contact time between the organism and the disinfectant; the longer the time, the more effective the disinfection.~~
- ~~3. Temperature of the water in which contact is made; the lower the temperature, the less effective the disinfection.~~
- ~~4. The pH of the water in which contact is made; the higher the pH, the less effective disinfection.~~

~~For example, when a high pH and low temperature combination is encountered in a water, either the concentration of chlorine or the contact time shall be increased. Likewise, chlorine residual will need to be increased if sufficient contact time is not available in the distribution system before the water reaches the first user.~~

~~SUPERCHLORINATION DECHLORINATION~~

~~**Superechlorination:** The technique of superchlorination involves the use of an excessive amount of chlorine to destroy quickly the harmful organisms that may be present in the water. If an excessive amount of chlorine is used, free chlorine residual will be present. When the quantity of chlorine is increased, disinfection is faster and the amount of contact time required insuring safe water is decreased.~~

~~**De-chlorination:** The de-chlorination process may be described as the partial or complete reduction of any chlorine present in the water. When de-chlorination is provided in conjunction~~

~~with proper superchlorination, the water will be both properly disinfected and acceptable to the consumer for domestic or culinary uses.~~

~~De-chlorination can be accomplished in individual water systems by the use of activated carbon, de-chlorinating filters. Chemical de-chlorination by reducing agents such as sulphur dioxide or sodium thiosulfate can be used for batch de-chlorination. Sodium thiosulfate is also used to de-chlorinate water samples prior to submission for bacteriological examination.~~

~~DISINFECTION EQUIPMENT~~

~~Hypochlorinators are the most commonly employed equipment for the chemical elimination of bacteriological contamination. They operate by pumping or injecting a chlorine solution into the water. When properly maintained, hypo-chlorinators provide a reliable method for applying chlorine to disinfect water.~~

~~Types of hypo-chlorinators include positive displacement feeders, aspirator feeders, suction feeders and tablet hypo-chlorinators.~~

~~This equipment can be readily adapted to meet the needs of other systems of treatment, which require the regulated discharge of a solution into the supply.~~

~~Positive Displacement Feeders:~~ ~~A common type of positive displacement hypo-chlorinator is one (1) that uses a piston or diaphragm pump to inject the solution. This type of equipment, which is adjustable during operation, can be designed to give reliable and accurate feed rates. When electricity is available, the stopping and starting of the hypo-chlorinator can be synchronized with the pumping unit. A hypo-chlorinator of this kind can be used with any water system. However, it is especially desirable in systems where water pressure is low and fluctuating.~~

~~Aspirator Feeders:~~ ~~The aspirator feeder operates on a simple hydraulic principle that employs the use of the vacuum created when water flows either through a venturi tube or perpendicular to a nozzle. The vacuum created, draws the chlorine solution from a container into the chlorinator unit where it is mixed with water passing through the unit and the solution is then injected into the water system. In most cases, the water inlet line to the chlorinator is connected to receive water from the discharge side of the water pump, with the chlorine solution being injected back into the suction side of the same pump. The chlorinator operates only when the pump is operating. Solution flow rate is regulated by means of a control valve; pressure variations are known to cause changes in the feed rate.~~

~~Suction Feeders:~~ ~~One (1) type of suction feeder consists of a single line that runs from the chlorine solution container, through the chlorinator unit and connects to the suction side of the pump. The chlorine solution is pulled from the container by suction created by the operating water pump.~~

~~Another type of suction feeder operates on the siphon principle, with the chlorine solution being introduced directly into the well. This type also consists of a single line, but the line terminates in the well below the water surface instead of the influent side of the water pump. When the pump is operating, the chlorinator is activated so that a valve is opened and the chlorine solution is passed into the well.~~

Tablet Chlorinator: These hypo-chlorinators inject water into a bed of concentrated calcium hypochlorite tablets. The result is metered into the pump suction line.

ULTRAVIOLET LIGHT DISINFECTION OF WATER

The use of ultraviolet light (UV) to disinfect drinking water has been demonstrated to be an effective process that can inactivate microbes generally targeted by standard chemical disinfectants as well as pathogens that are resistant to other treatments such as *Cryptosporidium*. However, in the design of a water treatment system with UV light, the dairy farm, milk plant, receiving station or transfer station permit holder must exercise care to insure that all other requirements of this Ordinance relating to source, protection from contamination and, chemical and physical characteristics are met. UV disinfection does not change the chemical or physical characteristics of the water such as reducing or removing turbidity, mineral levels, or arsenic, etc., so additional treatment, if otherwise dictated, may still be required. Nor does UV treatment provide residual disinfection. Some supplies may require routine chemical disinfection, including the maintenance of a residual disinfectant throughout the distribution system, and there may continue to be a need for the periodic flushing and disinfection of the water distribution system. In addition, materials present in water can give rise to significant transmission difficulties so that it may be necessary to pretreat some supplies to remove excessive turbidity and color.

Color, turbidity, and organic impurities can interfere with the transmission of UV energy and may decrease the disinfection efficiency below levels required to insure the destruction of pathogenic organisms. In general, color and turbidity measurements do not provide an accurate measure of their impact on UV disinfection efficacy. Percent UV transmissivity (% UVT) multiplied by time measures disinfection efficiency. As a result, an in-line UVT analyzer is needed to assure that the proper dose is provided on a continuing basis; and it may be necessary to pretreat the water supply to assure consistent water quality.

The use of UV to meet the bacteriological requirements of the PMO is acceptable provided the equipment used meets the criteria described herein. Water systems that are within the scope of the U.S. Safe Drinking Water Act as amended and 40 CFR Part 141, or State programs that have adopted these requirements shall be regulated under this Act and these regulations. Individual water systems that are not regulated under this act and regulations may be continuously disinfected using UV light based technologies provided the following criteria are met.

Criteria for the Acceptability of a UV Disinfection Unit:

1. When used to disinfect water to potable drinking water standards, UV light shall be applied so that the entire volume of water receives at least the following dose: UV at 2,537 Angstrom (254 nanometers) at 186,000 microwatt seconds per square centimeter or equivalent to achieve an EPA log virus reduction equivalent dose.
2. A flow or time delay mechanism shall be provided so that all water moving past the flow stop or divert valve receives the minimum dose required above.
3. The unit shall be designed to permit the frequent cleaning of the system without disassembly of the unit and shall be cleaned often enough to ensure that the system will provide the required dose at all times.
4. An accurately calibrated UV intensity sensor, properly filtered to restrict its sensitivity to the 2,500-2,800 Angstrom (250-280 nanometers) germicidal spectrum, shall measure the UV energy from the lamps. There shall be one (1) sensor for each UV lamp.

- ~~5. A flow diversion valve or automatic shut off valve shall be installed which will permit flow into the potable water lines only when at least the minimum required UV dosage is applied. When power is not being supplied to the unit, the valve shall be in a closed (fail safe) position which shall prevent the flow of water into the potable water lines.~~
- ~~6. An automatic flow control valve, accurate within the expected pressure range, shall be installed to restrict flow to the maximum design flow of the treatment unit so that the entire volume of water receives the minimum dose required above.~~
- ~~7. The materials of construction shall not impart toxic materials into the water either as a result of the presence of toxic constituents in the materials of construction or as a result of physical or chemical changes resulting from exposure to UV energy.~~

~~Criteria for the Acceptability of a UV Disinfection Unit For Farm Water Supplies with a Flow Rate Less than Twenty (20) Gallons Per Minute:~~

- ~~1. When used to disinfect water to potable drinking water standards, UV light shall be applied so that the entire volume of water receives at least a minimum reduction equivalent does of UV at 2,537 Angstrom (254 nanometers) of 40,000 microwatt seconds per square centimeter.~~
- ~~2. A flow or time delay mechanism shall be provided so that all water moving past the flow stop or divert valve receives the minimum dose required above.~~
- ~~3. The unit shall be designed to permit the frequent cleaning of the system without disassembly of the unit and shall be cleaned often enough to ensure that the system will provide the required dose at all times.~~
- ~~4. An accurately calibrated UV intensity sensor, properly filtered to restrict its sensitivity to the 2,500 2,800 Angstrom (250 280 nanometers) germicidal spectrum, shall measure the UV energy from the lamps. There shall be one (1) sensor for each UV lamp.~~
- ~~5. A flow diversion valve or automatic shut off valve shall be installed which shall permit flow into the potable water lines only when at least the minimum required UV dosage is applied. When power is not being supplied to the unit, the valve shall be in a closed (fail safe) position which shall prevent the flow of water into the potable water lines.~~
- ~~6. An automatic flow control valve, accurate within the expected pressure range, shall be installed to restrict flow to the maximum design flow of the treatment unit so that the entire volume of water receives the minimum dose required above.~~
- ~~7. The materials of construction shall not impart toxic materials into the water either as a result of the presence of toxic constituents in the materials of construction or as a result of physical or chemical changes resulting from exposure to UV energy.~~

~~NOTE:~~ Existing water supplies which otherwise comply with the applicable requirements of this Appendix may continue to use UV disinfection systems that were accepted under M-a-18 (Use of Ultraviolet Process for Disinfection of Water). Replacement systems shall comply with this Ordinance.

~~V. WATER RECLAIMED FROM MILK AND MILK PRODUCTS AND FROM HEAT EXCHANGERS OR COMPRESSORS IN MILK PLANTS~~

~~Water reclaimed from Grade "A" milk and milk products may be reused in a milk plant. Water reclaimed from non Grade "A" milk and milk products may also be reused in a milk plant provided that the design and operation of the equipment used to reclaim water meets the~~

~~requirements of this Ordinance. Water utilized for heat exchanger purposes in plate or other type heat exchangers or compressors, except those utilizing gaskets to separate oil and water, in Grade "A" milk plants may be reclaimed for milk plant operations. The three (3) general categories for reclaimed water use are:~~

~~CATEGORY I. USED FOR POTABLE WATER PURPOSES~~

~~Reclaimed water to be used for potable water purposes, including the production of culinary steam, shall meet the following requirements and shall be documented:~~

- ~~1. Water shall comply with the Bacteriological Standards of Appendix G, and, in addition, shall not exceed a total plate count of 500 per milliliter (500/mL).~~
- ~~2. Samples shall be collected daily for two (2) weeks following initial approval of the installation and semi-annually thereafter. Provided, that daily tests shall be conducted for one (1) week following any repairs or alteration to the system.~~
- ~~3. For water reclaimed from milk and milk products, a standard turbidity of less than five (5) units; or an electrical conductivity (EC) maintained in correlation with an organic content of less than 12 mg/L, as measured by the chemical oxygen demand or permanganate consumed test.~~
- ~~4. For water reclaimed from milk and milk product, automatic fail safe monitoring devices, located at any point in the reclaimed water line prior to the storage vessel, shall be used to monitor and automatically divert, to the sewer, any water that exceeds the standard.~~
- ~~5. The water shall be of satisfactory organoleptic quality and shall have no off flavors, odors or slime formations.~~
- ~~6. The water shall be sampled and tested organoleptically at weekly intervals.~~
- ~~7. Approved chemicals, such as chlorine, with a suitable detention period, or UV disinfection that complies with the criteria in Appendix D. may be used to suppress the development of bacterial growth and prevent the development of tastes and odors.~~
- ~~8. When chemicals are added, they shall be added by an automatic proportioning device, prior to the water entering the storage vessel, to assure satisfactory quality water in the storage vessel at all times.~~
- ~~9. When chemicals are added, a daily testing program for such added chemicals shall be in effect and such chemicals shall not add substances that will prove deleterious to the use of the water or contribute to product contamination.~~
- ~~10. The storage vessel(s) and/or any balance tank(s) shall be properly constructed of such material that it will not contaminate the water and can be satisfactorily cleaned.~~
- ~~11. The distribution system, within a milk plant, for such reclaimed water shall be a separate system with no cross-connections to a municipal or private water system.~~
- ~~12. All physical, chemical and microbiological tests shall be conducted in accordance with the latest edition of SMEWW.~~
- ~~13. If water reclaimed from milk and milk products is used for heat exchange in a raw milk heat exchanger, the reclaimed water shall be protected in the following manner:~~
 - ~~a. Heat exchangers of this type shall be so designed, installed and operated that the heat transfer medium side of the heat exchanger, in the raw milk or milk product section, will automatically be under greater pressure than the raw milk or milk product side at all times;~~
 - ~~b. The reclaimed water between its outlet from the heat exchanger and the nearest point downstream open to the atmosphere shall rise to a vertical elevation of at least 30.5~~

~~centimeters (12 inches) above any raw milk or milk product in the system and shall be open to the atmosphere at this or a higher elevation;~~

~~c. The heat transfer water circuit shall be full of water at the beginning of the run and loss of water from the circuit shall be automatically and immediately replenished whenever raw milk or milk product is present in the heat exchanger;~~

~~d. The heat exchanger shall be designed and installed so that all raw milk or milk product shall drain freely back to the upstream supply tank when the raw milk or milk product pumps are shut down and when the raw milk or milk product line is disconnected from the heat exchanger outlet; and~~

~~e. Any pump located between the raw milk or milk product inlet to the heat exchanger and the balance tank, shall be designed and installed to operate only when water is flowing through the heat transfer section of the heat exchanger and when the pressure of the heat transfer water is higher than the pressure of the raw milk or milk product. This may be accomplished by wiring the booster pump so that it shall only operate if:~~

~~(1) The heat transfer water pump is in operation; and~~

~~(2) The heat transfer water pressure exceeds, by at least 6.9 kPa (1 psi), the raw milk or milk product pressure in the regenerator. A differential pressure controller shall be installed at the raw milk or milk product inlet and the heat transfer water outlet of the heat exchanger. The raw milk or milk product booster pump shall be wired so that it cannot operate unless the differential pressure is met. The accuracy of the required differential pressure controller shall be checked by the Regulatory Agency on installation; quarterly thereafter; and following repair, or replacement.~~

~~f. Provisions shall be made for cleaning the reclaimed water side of the raw milk heat exchanger and associated piping from the evaporator and/or membrane processes to the reclaimed water storage vessel; and~~

~~g. The reclaimed water side of the raw milk heat exchanger and associated piping shall be cleaned at the same required frequency as the equipment generating the reclaimed water.~~

NOTE: ~~Water reclaimed from raw milk membrane processes shall not be used for Category I purposes unless it has been heat-treated at times and temperatures which meet at least the minimum times and temperatures provided for in the definition of Pasteurization of this Ordinance or undergone an equivalent process found to be acceptable to FDA and the Regulatory Agency.~~

~~CATEGORY II. USED FOR LIMITED PURPOSES~~

~~Reclaimed water may be used for the following limited purposes including:~~

~~1. Production of culinary steam.~~

~~2. Pre-rinsing of the product surfaces where pre-rinses will not be used in milk or milk products.~~

~~3. Cleaning solution make-up water.~~

~~4. Non-recirculated heat exchange media used against unpasteurized milk or milk products or acid whey provided it complies with Item 1. as cited below.~~

~~5. Non-recirculated heat exchange media used against pasteurized milk and milk products with the plate or double/triple tube type heat exchanger designed and operated in accordance with Item 15p.(B)10.~~

~~Provided that for these uses, Items 3-11 of Category I are satisfied and shall be documented. Or, in the case of reclaimed water from heat exchangers or compressors, Items 5-11 are satisfied and shall be documented.~~

~~1. There is no carry-over of water from one (1) day to the next, and any water collected is used promptly; or~~

~~a. The temperature of all water in the storage and distribution system is maintained either at 7°C (45°F) or below, or at 63°C (145°F) or higher by automatic means; or~~

~~b. The water is treated with a suitable, approved chemical to suppress bacterial propagation by means of an automatic proportioning device, or UV disinfection that complies with the criteria in Appendix D., prior to the water entering the storage tank; or~~

~~c. The water shall comply with the Bacteriological Standards of Appendix G. and, in addition, shall not exceed a total plate count of 500 per milliliter (500/mL). Samples shall be collected daily for two (2) weeks following initial approval of the installation and semi-annually thereafter. Provided, that daily tests shall be conducted for one (1) week following any repairs or alteration to the system. All physical, chemical and microbiological tests shall be conducted in accordance with the latest edition of *SMEWW*; and that,~~

~~2. Distribution lines and hose stations are clearly identified as "limited use reclaimed water"; and~~

~~3. Water handling practices and guidelines are clearly described and prominently displayed at appropriate locations within the milk plant; and~~

~~4. These water lines are not permanently connected to product vessels, without a break to the atmosphere and sufficient automatic controls, to prevent the inadvertent addition of this water to product streams.~~

~~**CATEGORY III. USE OF RECLAIMED WATER NOT MEETING THE REQUIREMENTS OF THIS SECTION**~~

~~Reclaimed water not meeting the requirements of this Section may be used as feed water for boilers, not used for generating culinary steam, or in a thick, double walled, enclosed heat exchanger.~~

~~**VI. WATER RECLAIMED FROM HEAT EXCHANGER PROCESSES OR COMPRESSORS ON GRADE "A" DAIRY FARMS**~~

~~Potable water utilized for heat exchange purposes in plate or other type heat exchangers or compressors on Grade "A" dairy farms may be salvaged for the milking operation if the following criteria are met:~~

~~1. The water shall be stored in a storage vessel properly constructed of such material that it will not contaminate the water and be designed to protect the water supply from possible contamination.~~

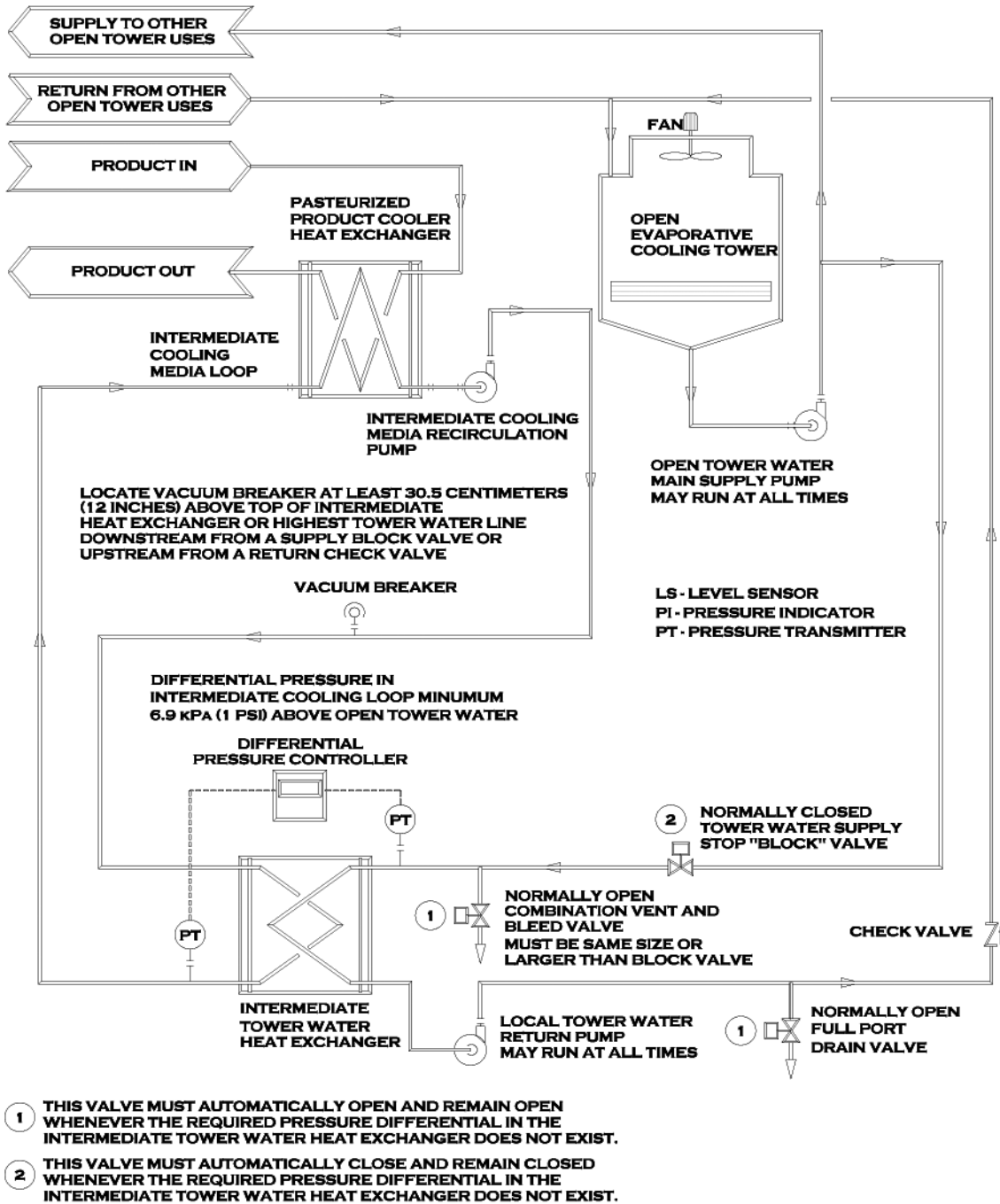
~~2. The storage vessel shall be equipped with a drain and access point to allow for cleaning.~~

- ~~3. No cross-connection shall exist between this supply and any unsafe or questionable water supply or any other source of pollution.~~
- ~~4. There are no submerged inlets through which this supply may be contaminated.~~
- ~~5. The water shall be of satisfactory organoleptic quality and shall have no off flavors or odors.~~
- ~~6. The water shall comply with the Bacteriological Standards of Appendix G.~~
- ~~7. Samples shall be collected and analyzed prior to initial approval and semi-annually thereafter.~~
- ~~8. Approved chemicals, such as chlorine, with a suitable retention period, or UV disinfection that complies with the criteria in Appendix D. may be used to suppress the development of bacterial growth and prevent the development of tastes and odors.~~
- ~~9. When chemicals are added, a monitoring program for such added chemicals shall be in effect and such chemicals shall not add substances that will prove deleterious to the use of the water or contribute to product contamination.~~
- ~~10. If the water is to be used for the sanitizing of teats or equipment, backflush systems, approved sanitizers, such as iodine, may be added by an automatic proportioning device, located downstream from the storage vessel but prior to its end use application.~~

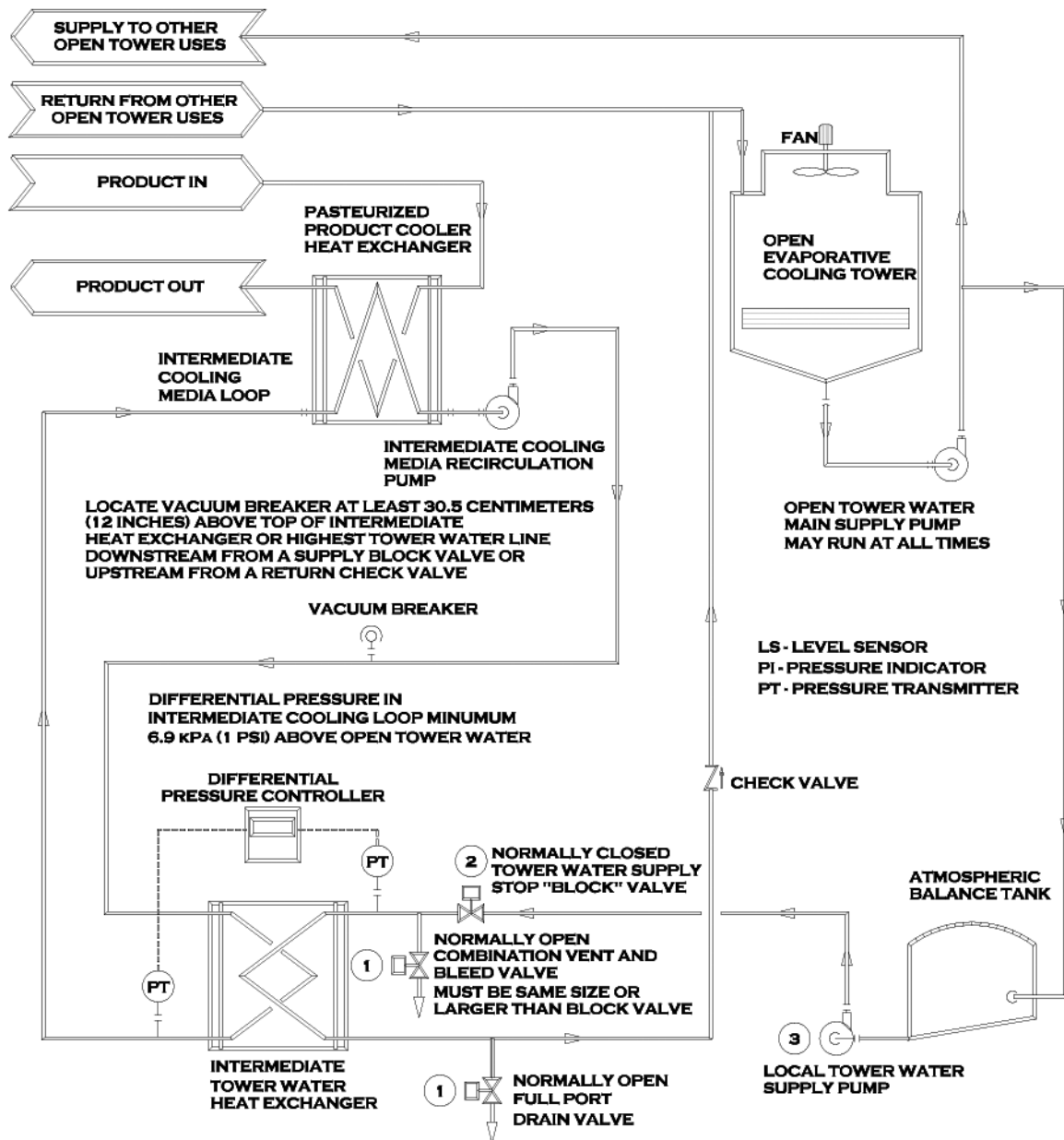
NOTE: ~~Water from the current milking, obtained directly from the discharge of a raw milk heat exchanger, may be utilized for the one (1) time, pre-rinsing of dairy equipment or for non-potable uses. This heat exchange water may be used if:~~

- ~~1. The water is used for the one (1) time pre-rinsing of milking equipment, including milk lines, milking claw assembly, milk receiver, etc., and discharged to waste.~~
- ~~2. The water is collected directly from the plate heat exchanger into the wash vat or utensil sink.~~
- ~~3. The water piping system shall meet the requirements of Item 8r of this *Ordinance*.~~

VII. TOWER WATER DIAGRAMS

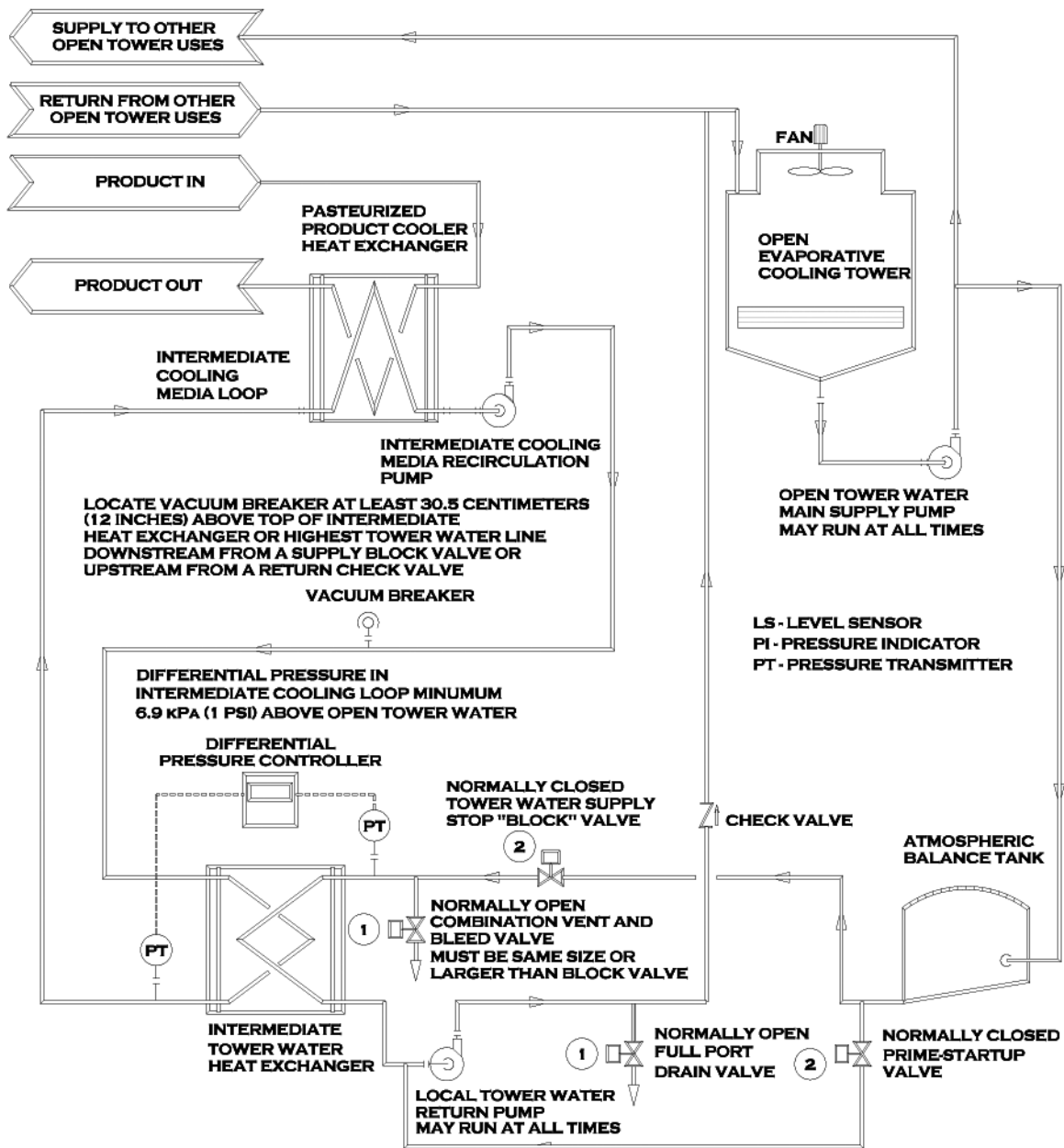


**FIGURE 8 - TOWER WATER COOLING
 SUPPLIED DIRECTLY FROM A TOWER WATER DISTRIBUTION LINE
 WITHOUT A BALANCE TANK**



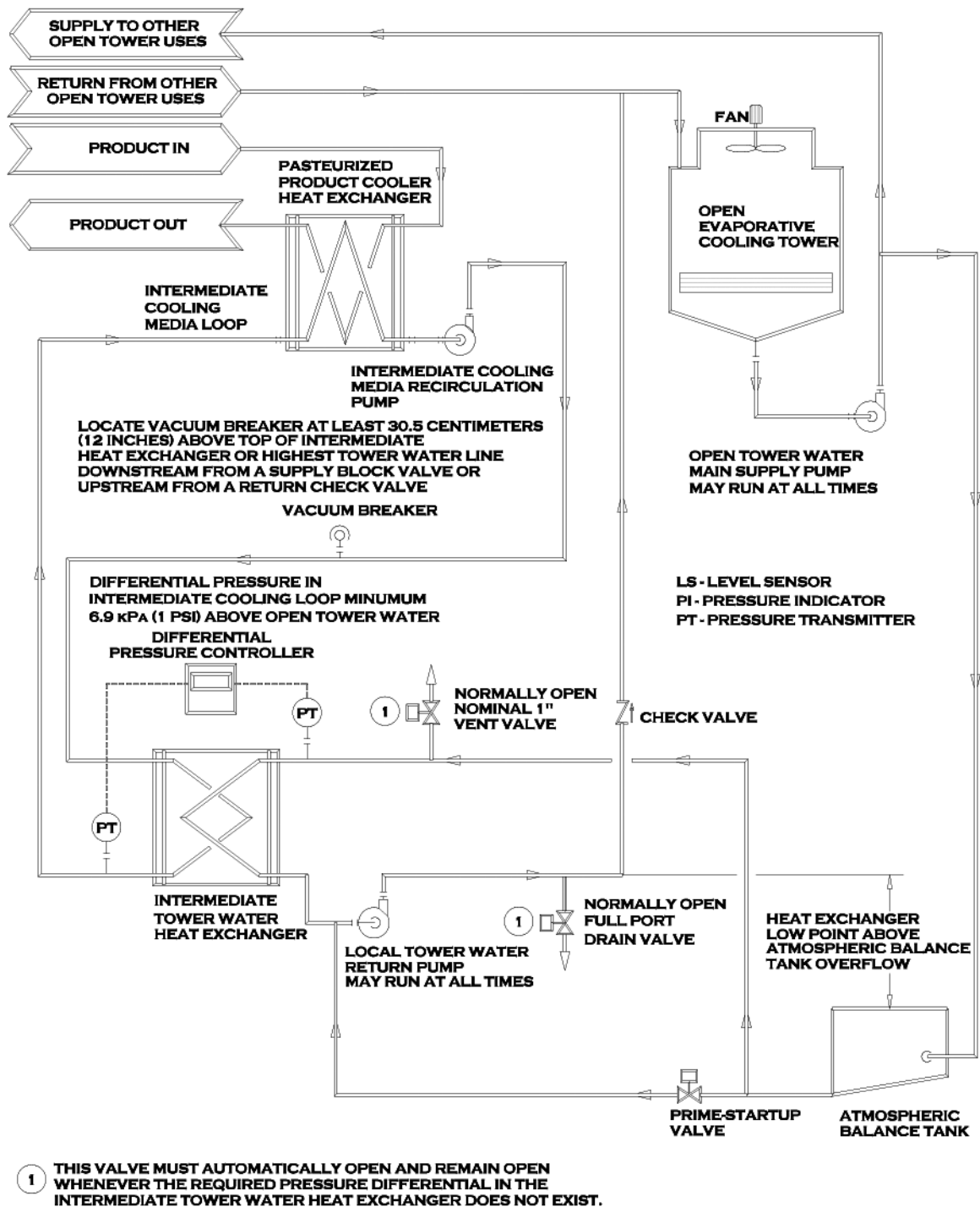
- ① THIS VALVE MUST AUTOMATICALLY OPEN AND REMAIN OPEN WHENEVER THE REQUIRED PRESSURE DIFFERENTIAL IN THE INTERMEDIATE TOWER WATER HEAT EXCHANGER DOES NOT EXIST.
- ② THIS VALVE MUST AUTOMATICALLY CLOSE AND REMAIN CLOSED WHENEVER THE REQUIRED PRESSURE DIFFERENTIAL IN THE INTERMEDIATE TOWER WATER HEAT EXCHANGER DOES NOT EXIST.
- ③ THIS PUMP MUST BE DE-ENERGIZED WHENEVER REQUIRED PRESSURE DIFFERENTIAL IN THE INTERMEDIATE TOWER WATER HEAT EXCHANGER DOES NOT EXIST.

**FIGURE 9 - TOWER WATER COOLING
USING A BALANCE TANK OVERFLOW HIGHER THAN THE HEAT
EXCHANGER WITH LOCAL TOWER WATER SUPPLY PUMP**



- 1 THIS VALVE MUST AUTOMATICALLY OPEN AND REMAIN OPEN WHENEVER THE REQUIRED PRESSURE DIFFERENTIAL IN THE INTERMEDIATE TOWER WATER HEAT EXCHANGER DOES NOT EXIST.
- 2 THIS VALVE MUST AUTOMATICALLY CLOSE AND REMAIN CLOSED WHENEVER THE REQUIRED PRESSURE DIFFERENTIAL IN THE INTERMEDIATE TOWER WATER HEAT EXCHANGER DOES NOT EXIST.

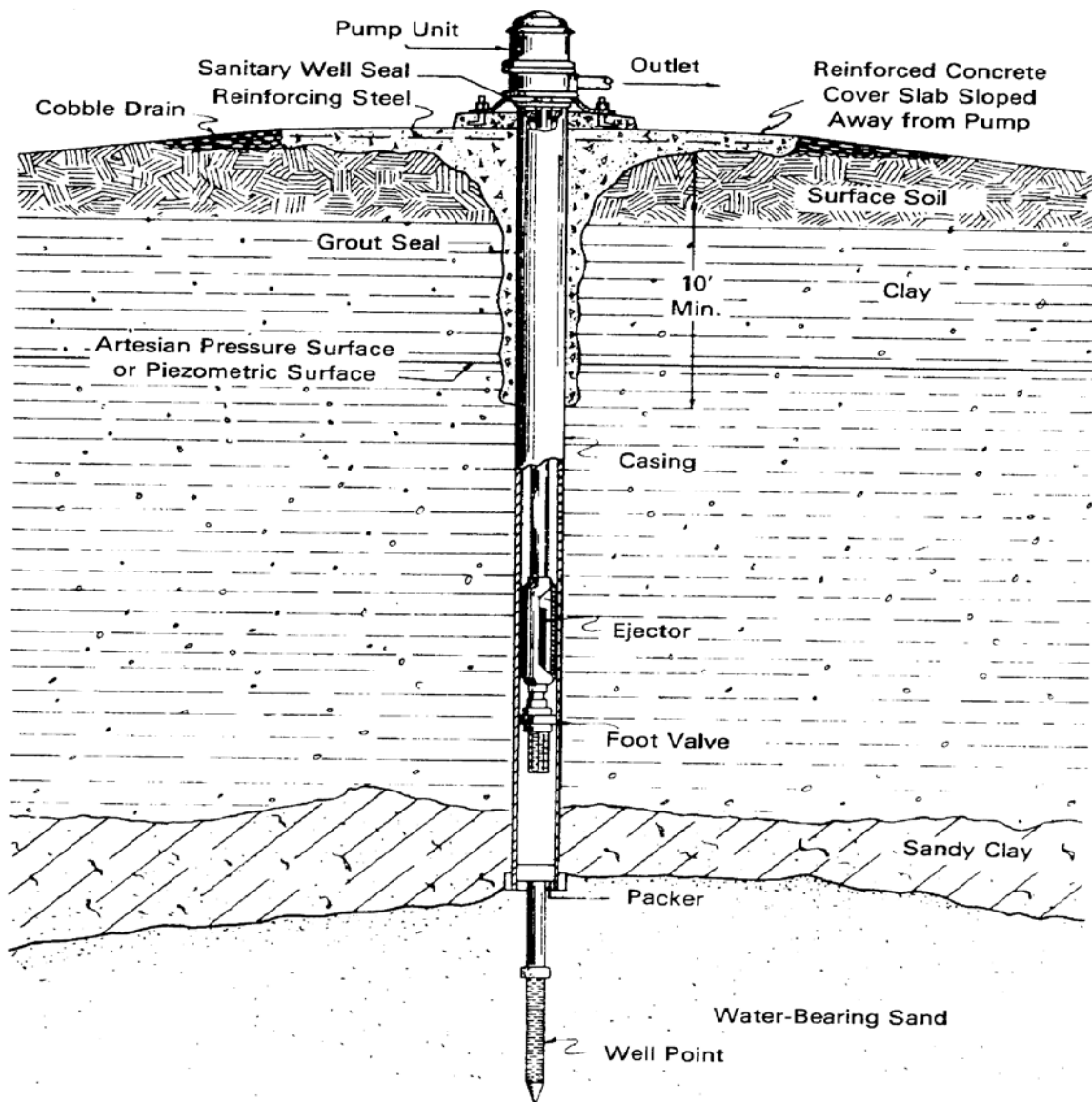
**FIGURE 10 - TOWER WATER COOLING
 USING A BALANCE TANK OVERFLOW HIGHER THAN THE HEAT
 EXCHANGER WITH A BYPASS LINE AND A
 LOCAL TOWER WATER RETURN PUMP**



**FIGURE 12 - TOWER WATER COOLING
USING A BALANCE TANK LOWER THAN THE HEAT EXCHANGER
WITH A BYPASS LINE AND A LOCAL TOWER WATER RETURN PUMP**

~~VIII. DRAWINGS OF CONSTRUCTION DETAILS FOR WATER SOURCES~~

~~**NOTE:** The following Figures 13-30 are taken from *The Manual of Individual Water Supply Systems*, EPA publication number EPA-430/9-73-003.~~



~~Figure 13. Bored Well with Driven Well Point~~

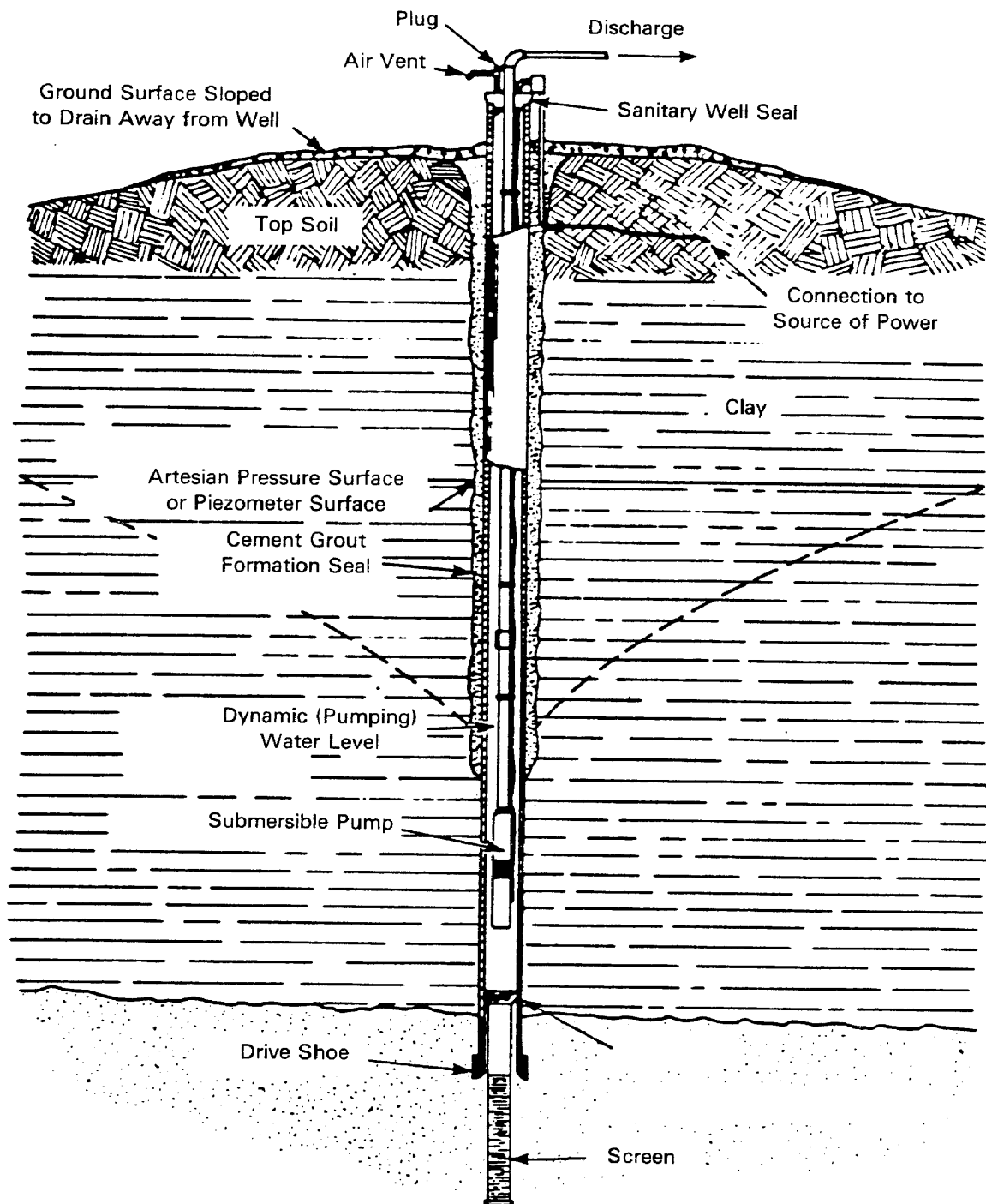


Figure 14. Drilled Well with Submersible Pump

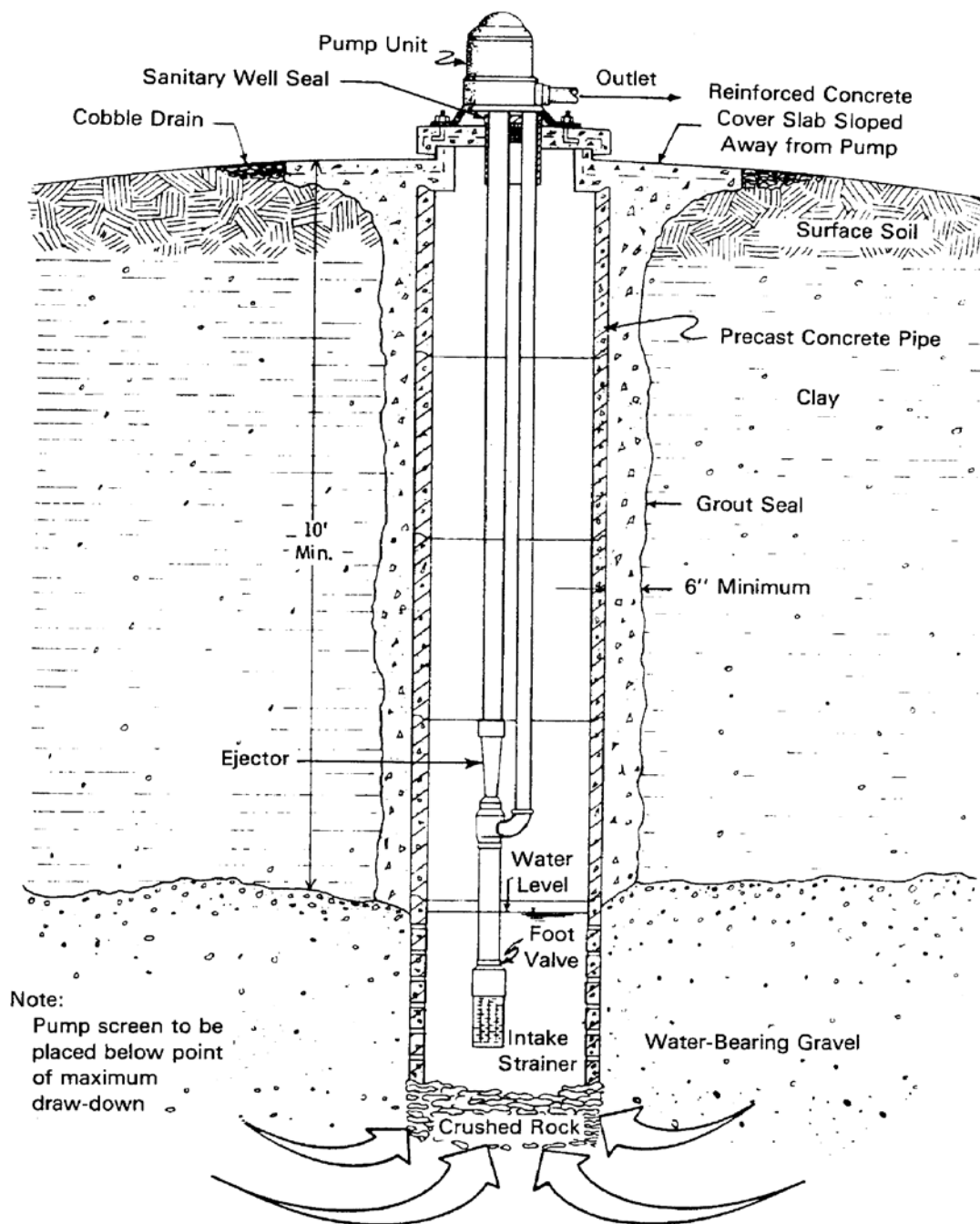


Figure 15. Dug Well with Two-Pipe Jet Pump Installation

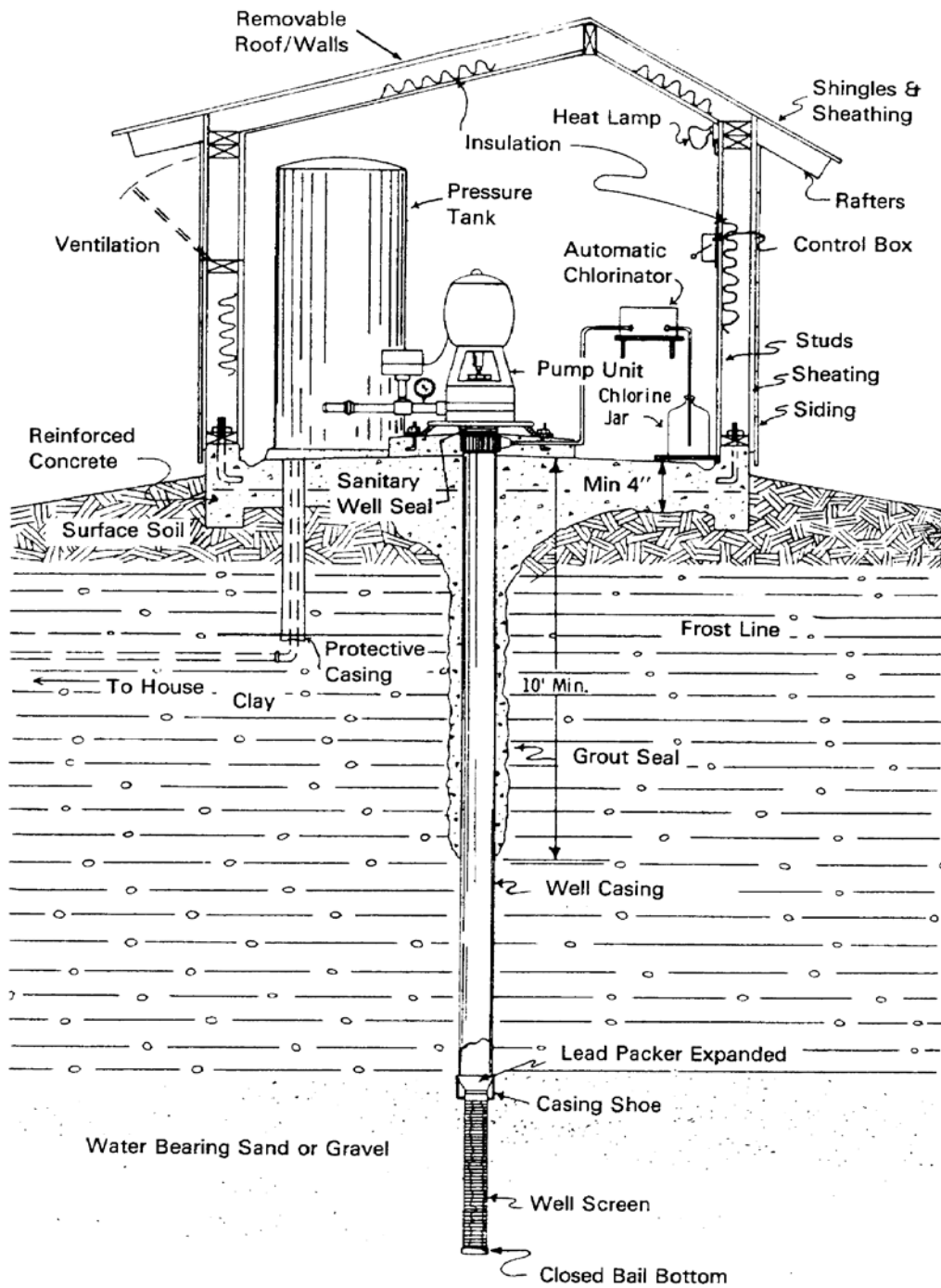


Figure 16. Pumphouse

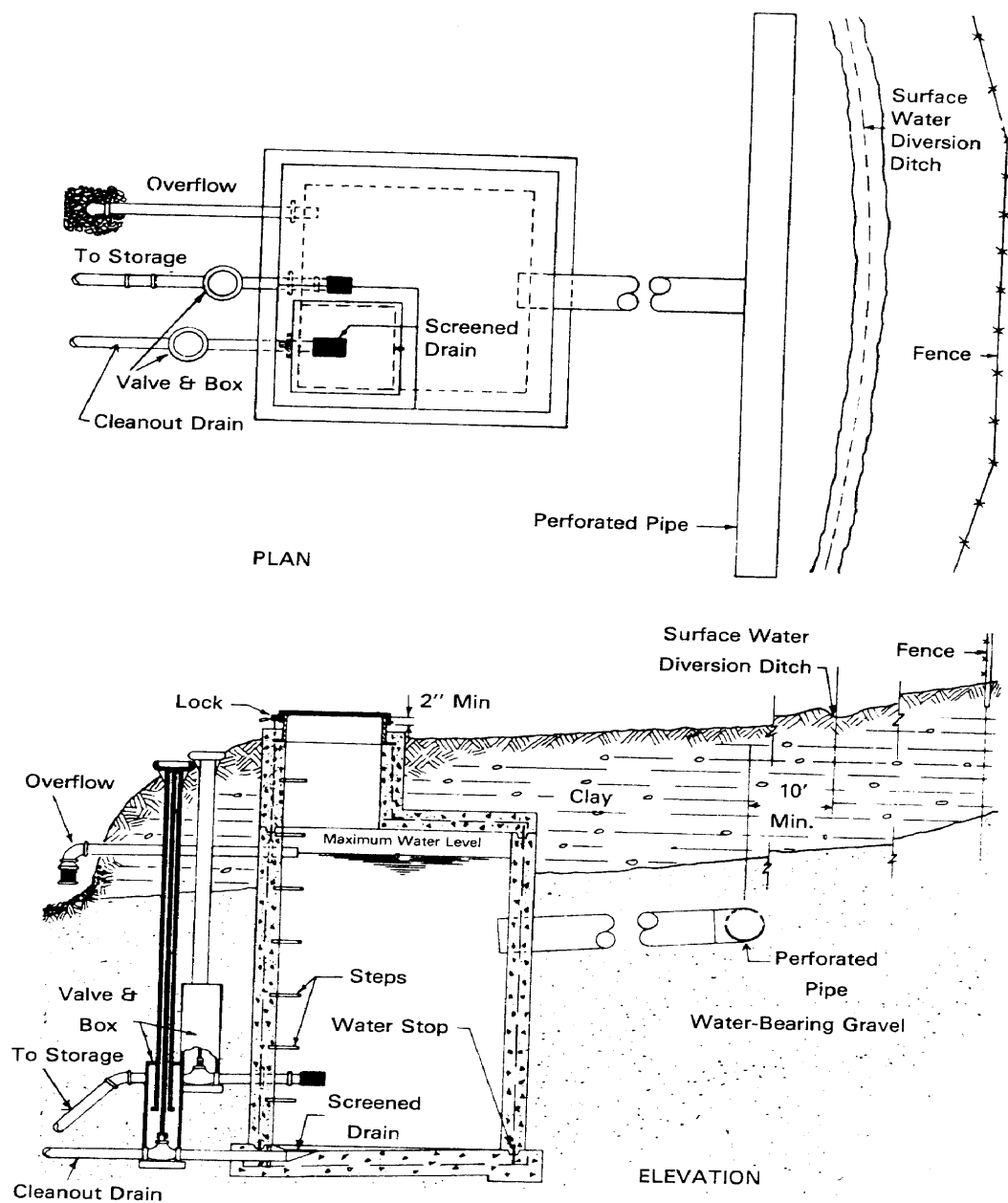


Figure 17. Spring Protection

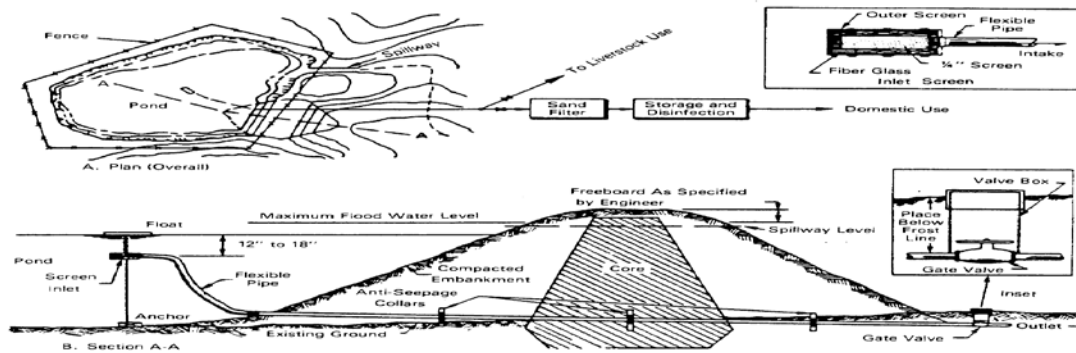


Figure 18. Pond

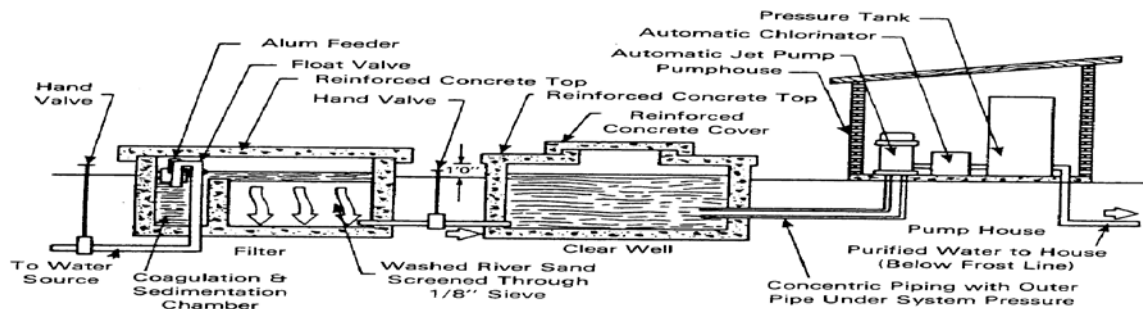


Figure 19. Schematic Diagram of a Pond Water Treatment System

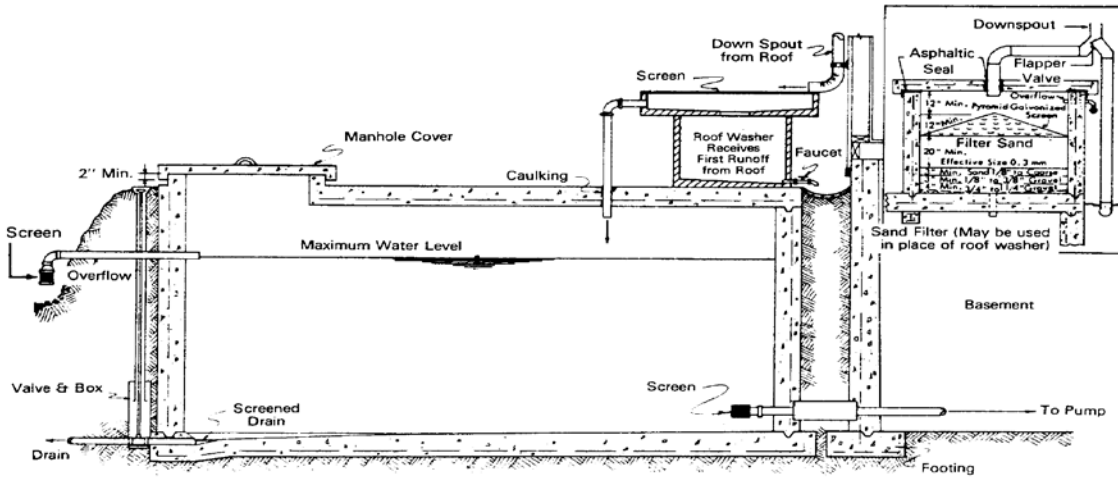


Figure 20. Cistern

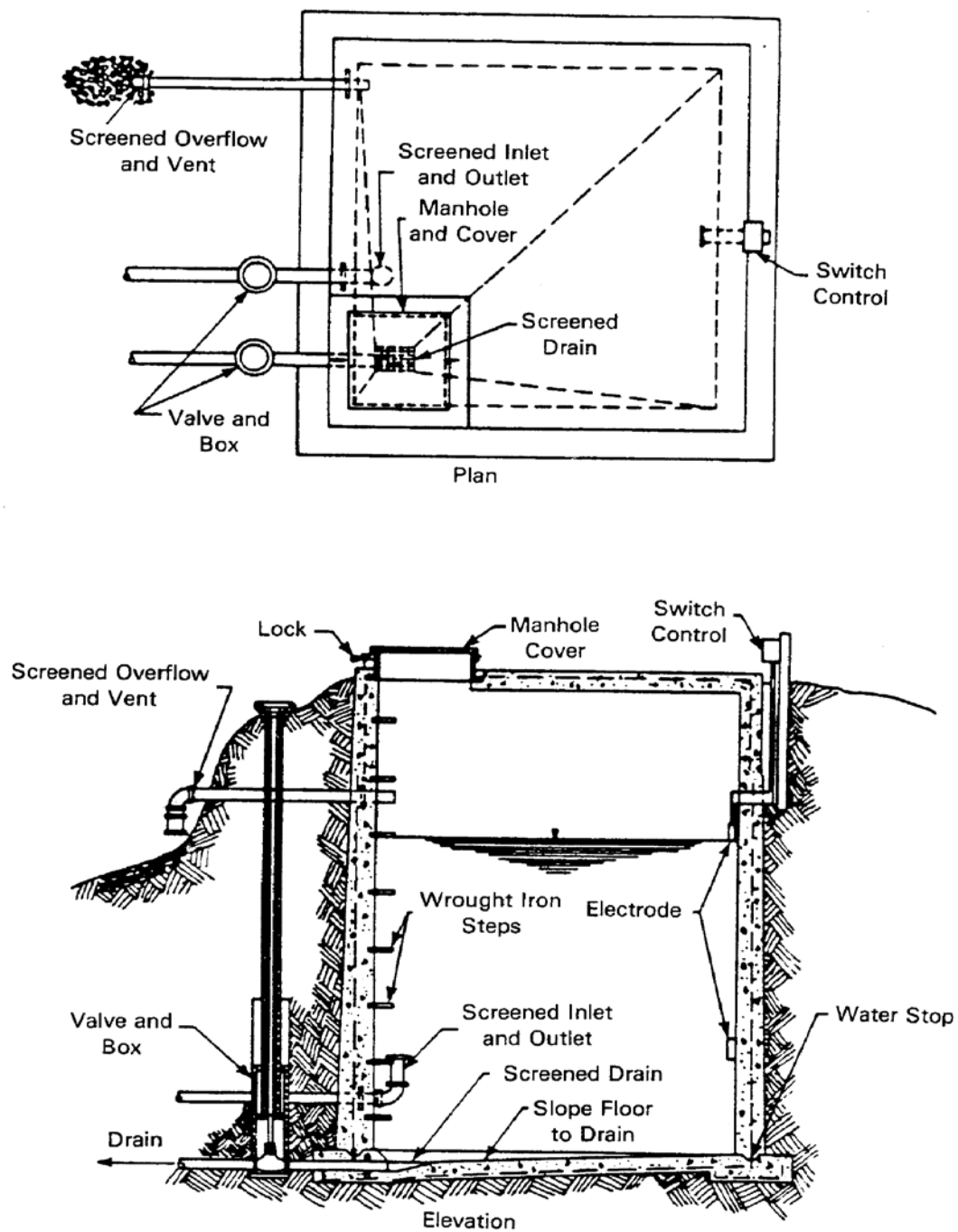
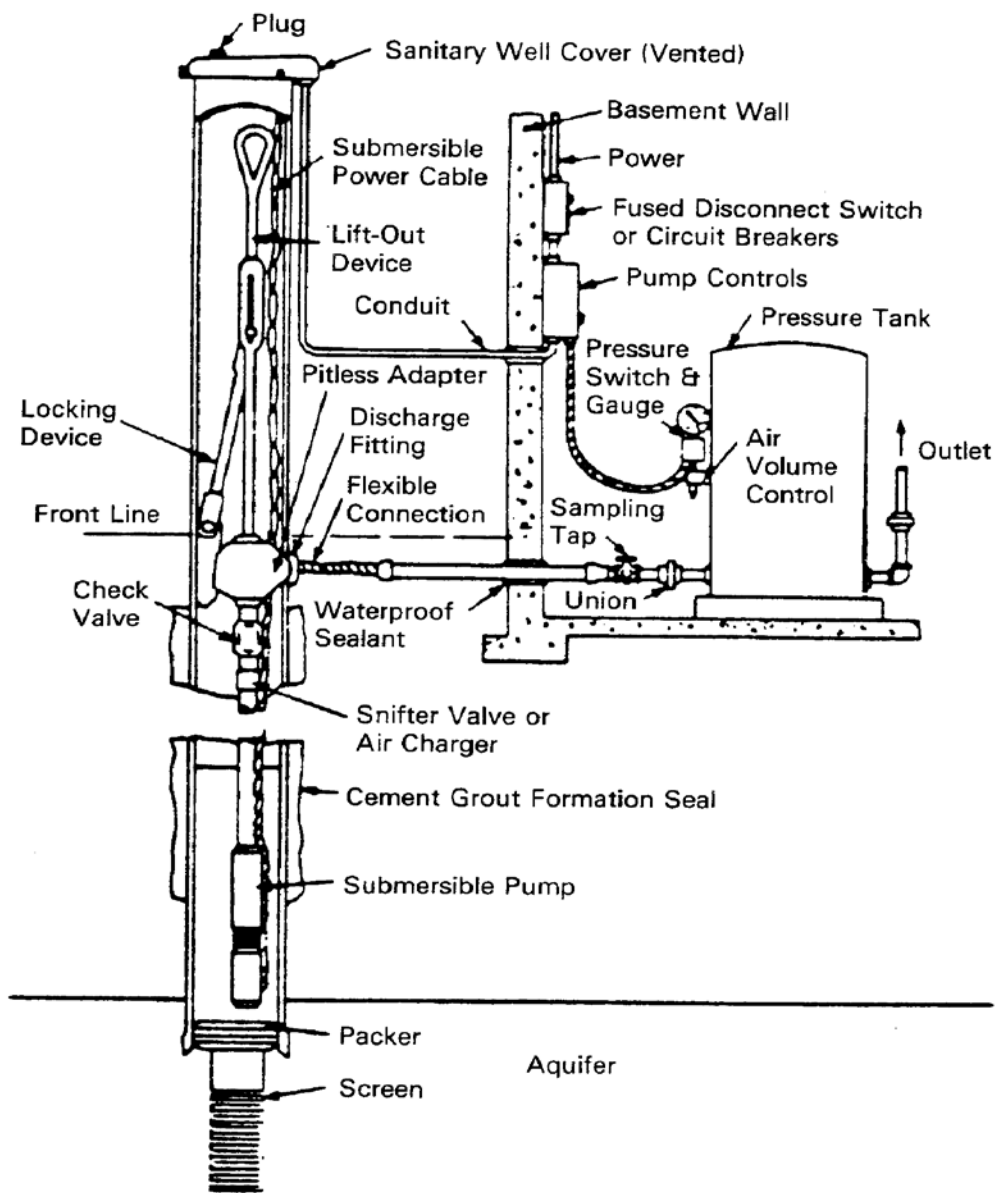


Figure 21. Typical Concrete Reservoir



~~Figure 22. Pit-less Adapter with Submersible Pump Installation for Basement Storage~~

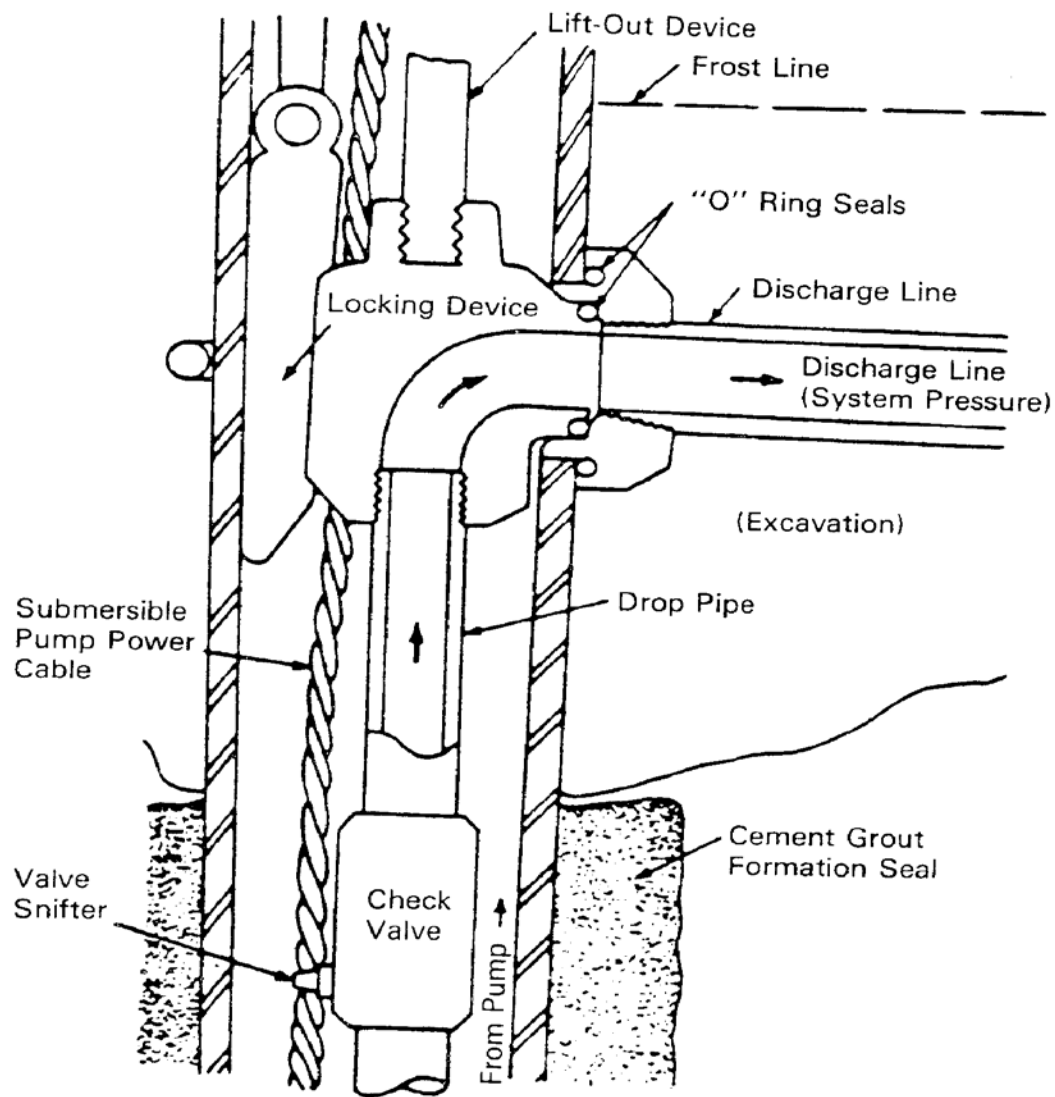


Figure 23. Clamp-on Pit-less Adapter with Concentric External Piping for "Shallow Well" Pump Installation

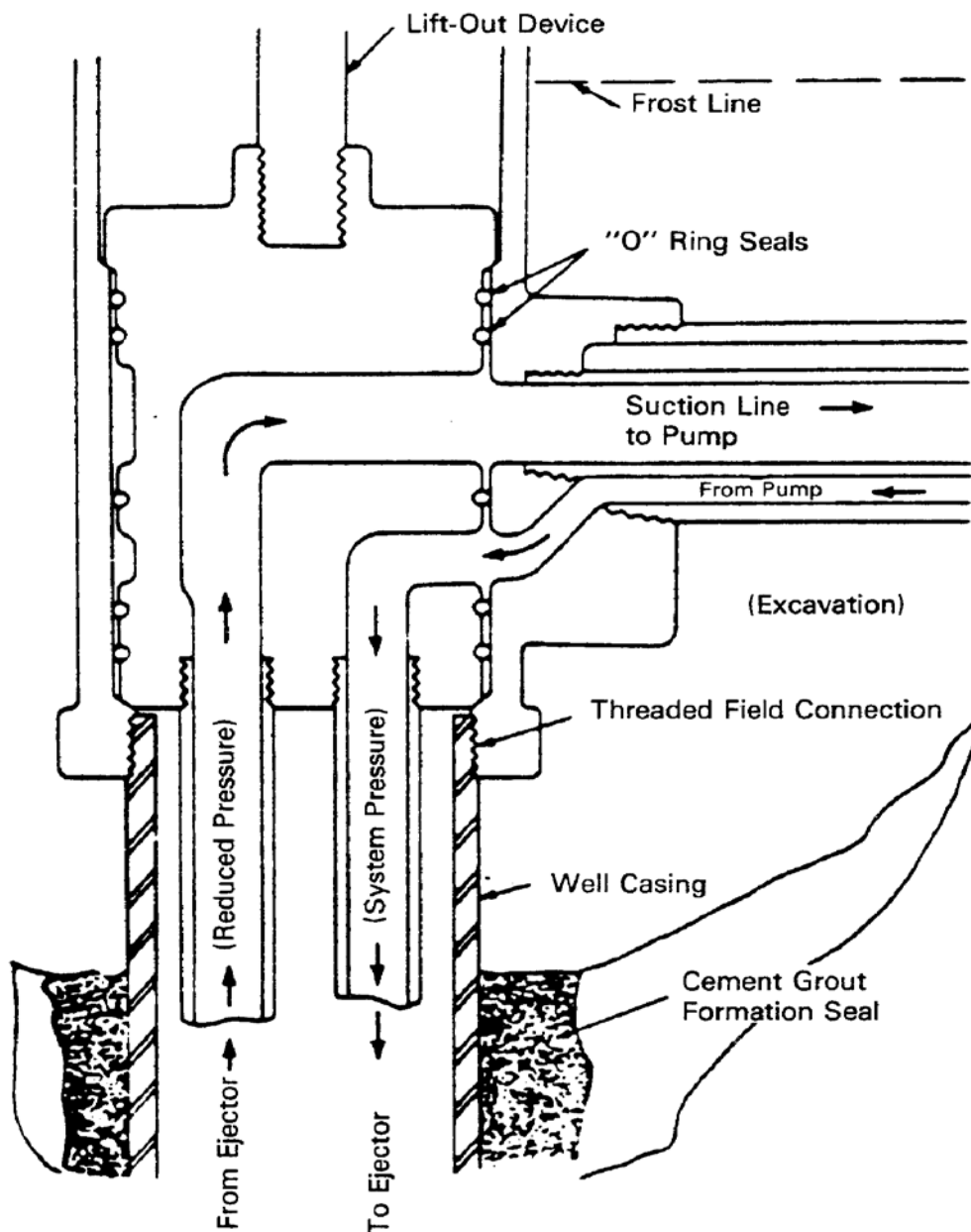
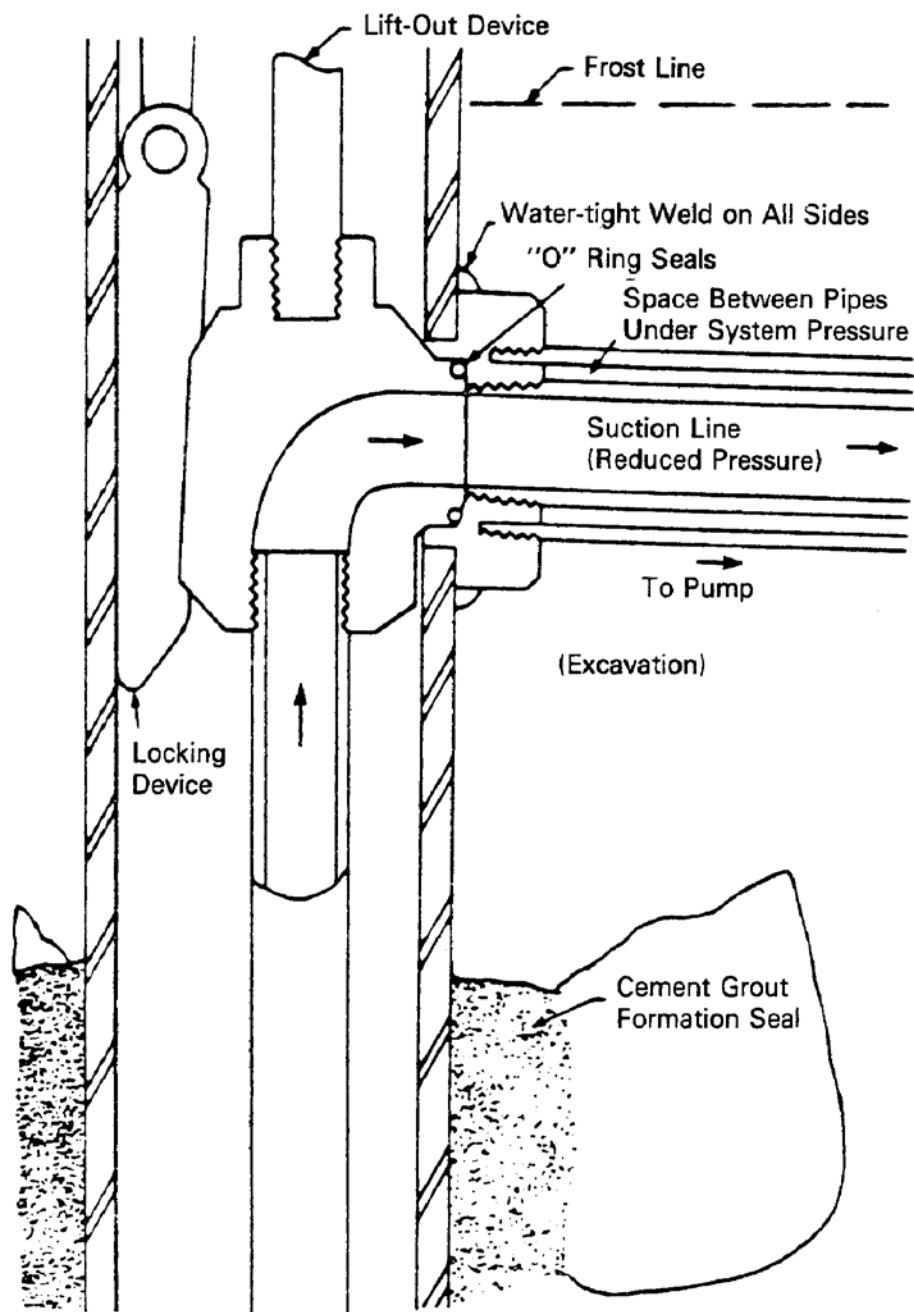


Figure 24. Pit-less Unit with Concentric External Piping for Jet Pump Installation



~~Figure 25. Weld-on Pit-less Adapter with Concentric External Piping for "Shallow Well" Pump Installation~~

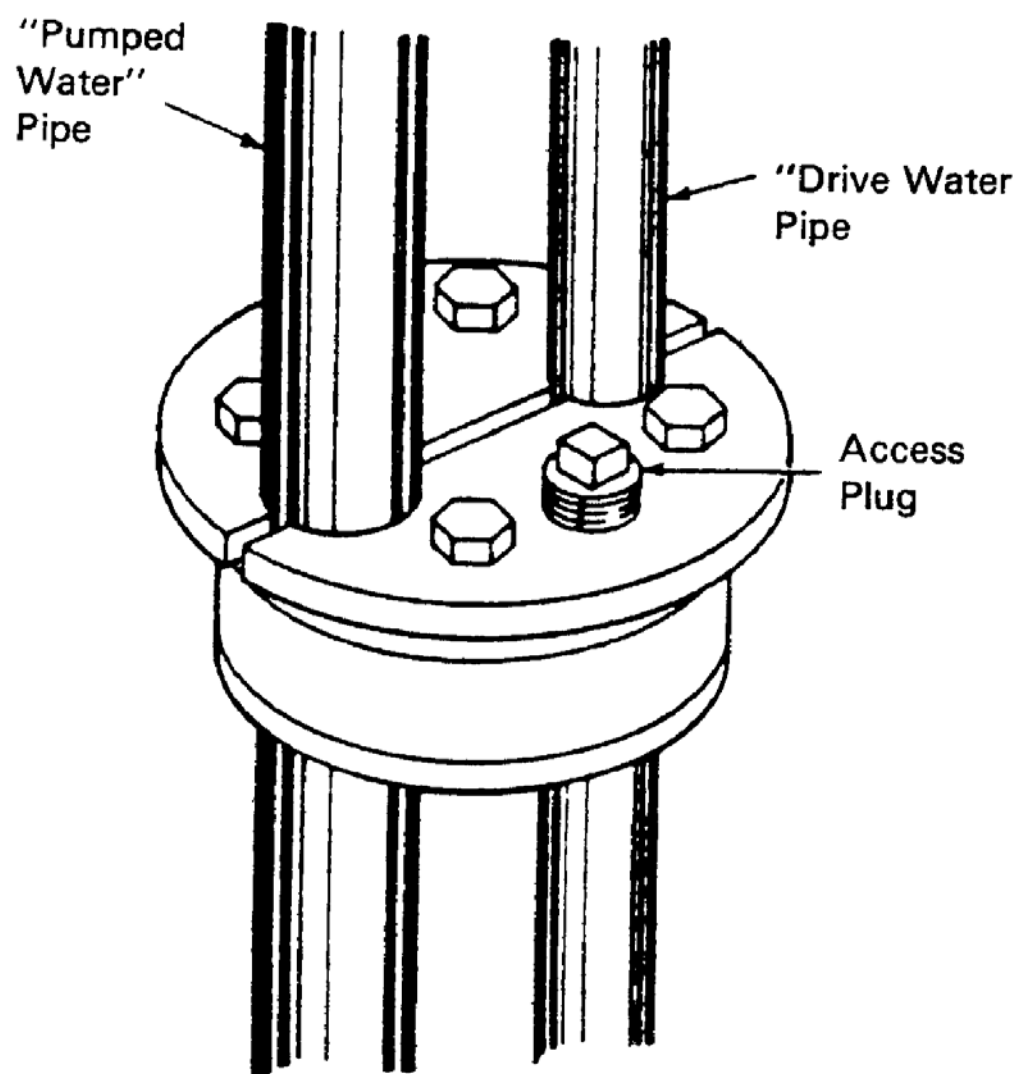


Figure 26. Well Seal for Jet Pump Installation

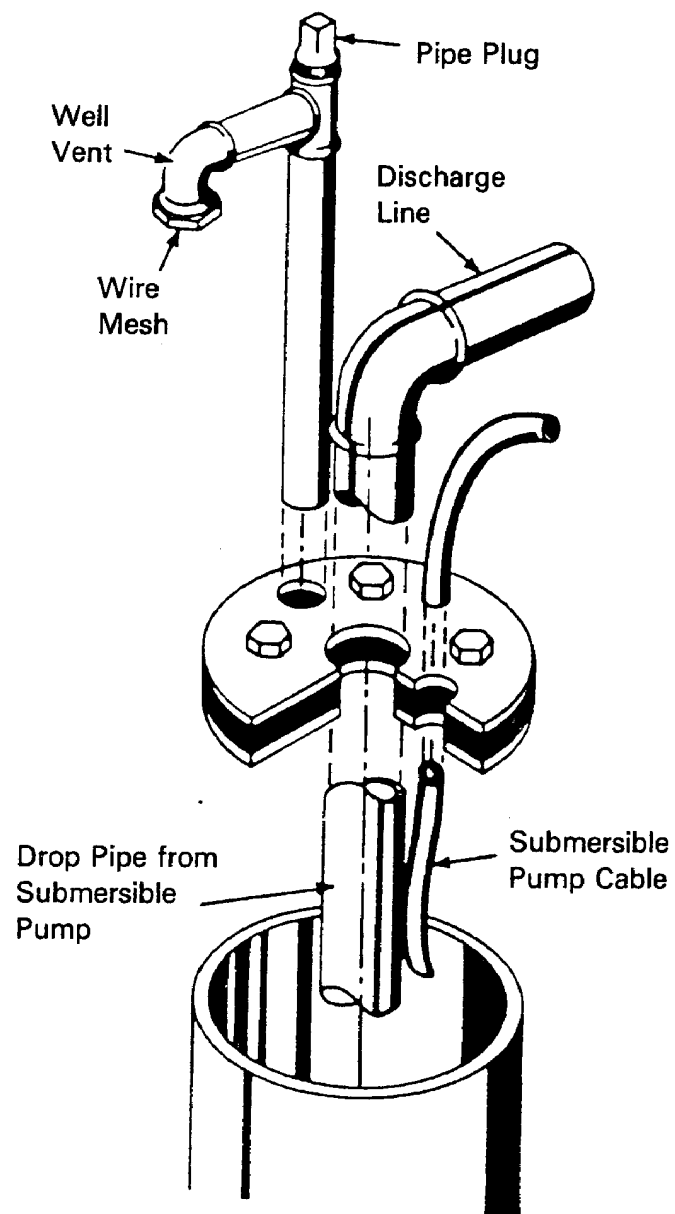
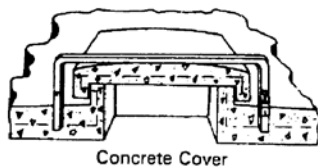
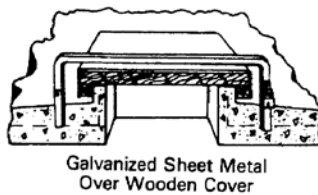
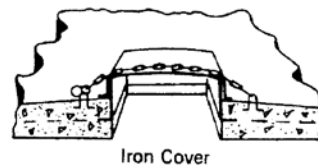
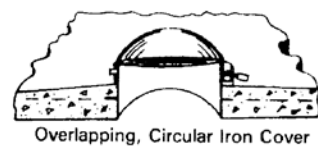
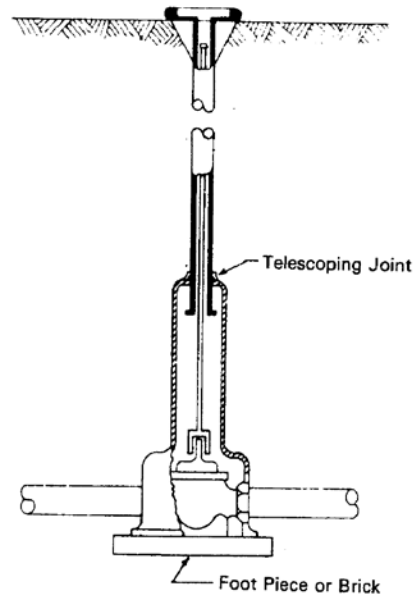


Figure 27. Well Seal for Submersible Pump Installation



MANHOLD COVERS



TYPICAL VALVE AND BOX

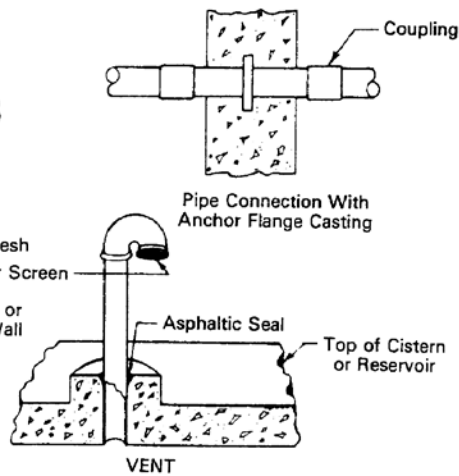
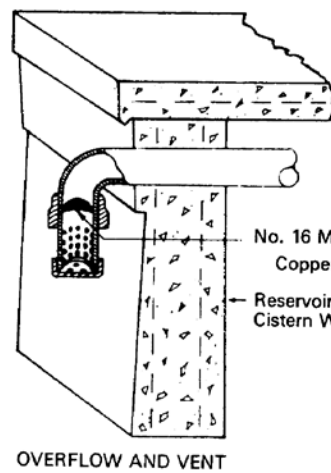


Figure 28. Typical Valve and Box, Manhole Covers, and Piping Installation

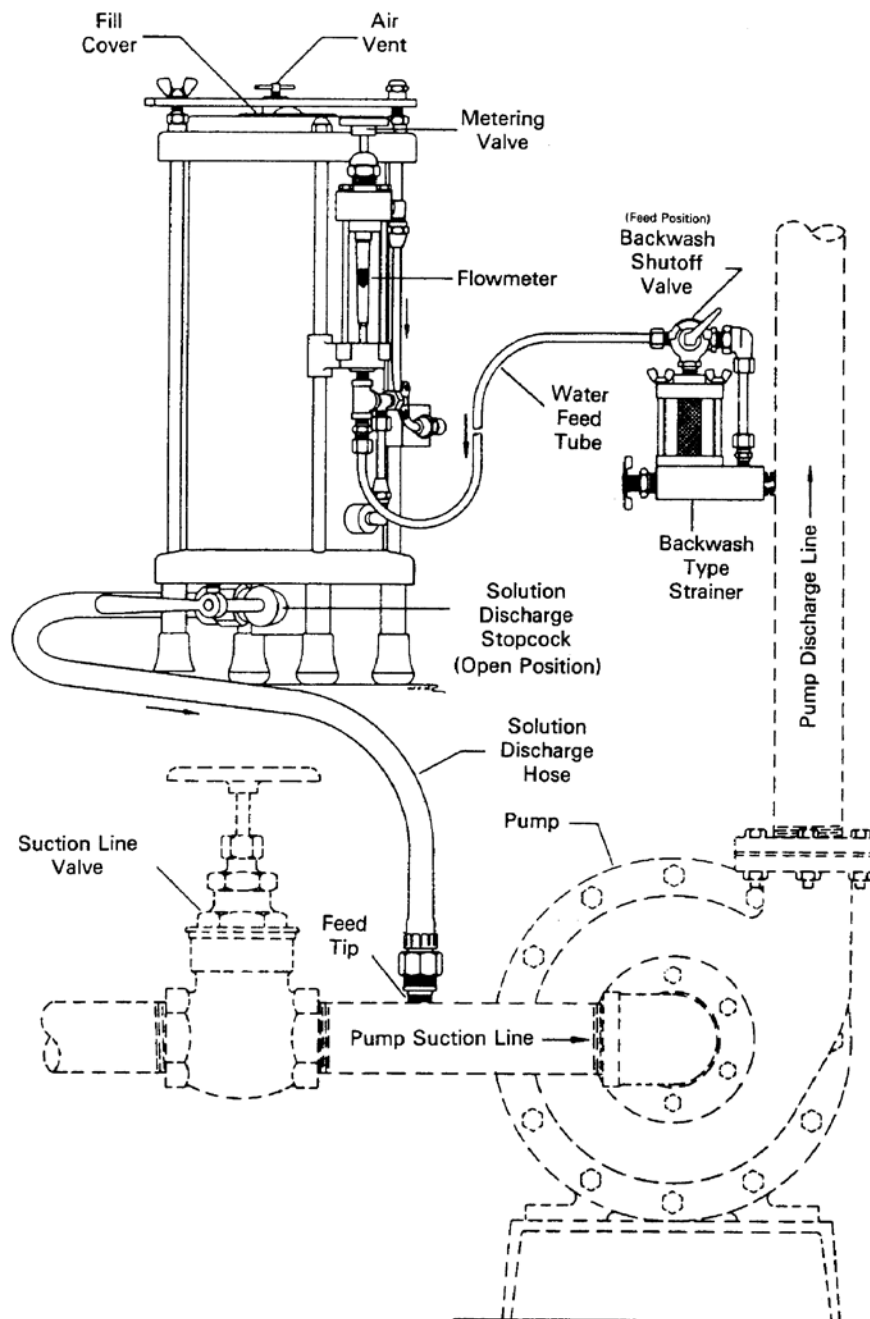


Figure 29. Suction Feeder

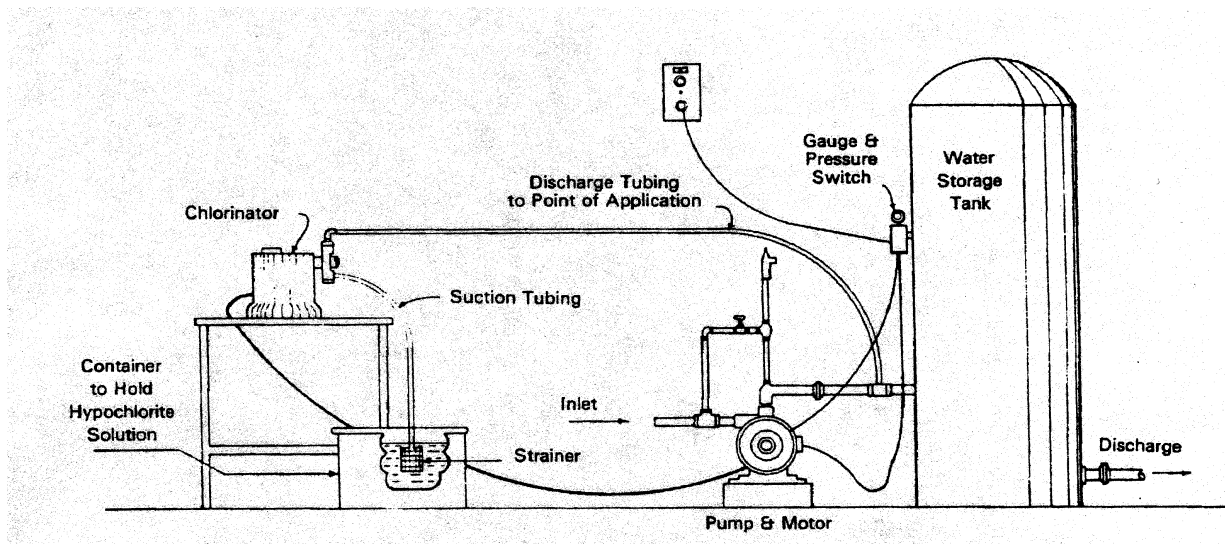


Figure 30. Positive Displacement Chlorinator

~~APPENDIX E. EXAMPLES OF 3-OUT-OF-5 COMPLIANCE ENFORCEMENT PROCEDURES~~

~~The following Tables provide several useful examples in the application of the enforcement system described in Section 6. While the illustrations given, relate only to pasteurized milk bacterial counts and somatic cell counts of raw milk, the method is applied, in like fashion, to the enforcement of established standards for cooling temperature, coliform limits, etc. Pasteurized milk or milk product that shows a positive phosphatase reaction and milk or milk product, in which the presence of drug residue, pesticides or other adulterants is found, shall be dealt with as indicated in Sections 2 and 6, respectively.~~

~~**Table 11. Example of Enforcement Procedures for Pasteurized Milk Laboratory
Examinations**~~

Date	Bacterial Count per mL	Enforcement Action as Applied to a Standard of 20,000/mL
1/05/2013	6,000	No Action Required
1/28/2013	11,000	No Action Required
2/11/2013	12,000	No Action Required
3/15/2013	22,000	Violative; No Action Required
3/25/2013	23,000	Violative; Written notice to the milk plant, 2 of last 4 counts exceed the standard. (This notice shall be in effect as long as 2 of the last 4 consecutive samples exceed the standard). Additional sample required within 21 days from the date of the notice, but not before the lapse of three (3) days.
4/02/2013	9,000	No Action Required
4/19/2013	51,000	Violative (3 of last 5 counts exceed the standard); Required Regulatory Actions: 1. Suspend the milk plant permit; or 2. Forego permit suspension, provided the milk or milk product(s) in violation are not sold as Grade "A" milk or milk product(s); or 3. Impose monetary penalty in lieu of permit suspension, provided the milk or milk product(s) in violation are not sold as Grade "A" milk or milk product(s).
4/23/2013		Issue temporary permit (if applicable) after a milk plant inspection. Begin accelerated sampling schedule. Samples shall then be taken at the rate of not more than two (2) per week on separate days within a three (3) week period in order to determine compliance with the appropriate standard as determined in accordance with Section 6 of this Ordinance. (Refer to Section 3 of this Ordinance.)
4/25/2013	11,000	No Action Required
4/29/2013	3,000	No Action Required
5/4/2013	22,000	Violative; No Action Required NOTE: Samples collected prior to 4/23/2013 are not used for subsequent bacterial count enforcement purposes.
5/9/2013	5,000	Permit Fully Reinstated

**~~Table 12. Example of Enforcement Procedures for Raw Milk Laboratory
Examinations~~**

Date	Confirmed Somatic Cell Counts per mL	Enforcement Action as Applied to a Standard of 750,000 per ML
7/10/2013	500,000	No Action Required
8/15/2013	600,000	No Action Required
10/1/2013	800,000	Violative; No Action Required
11/7/2013	900,000	Violative; Written notice to producer, 2 of last 4 counts exceed the standard. (This notice shall be in effect as long as 2 of the last 4 consecutive samples exceed the standard). Additional sample required within 21 days from the date of the notice, but not before the lapse of three (3) days.
11/14/2013	1,200,000	Violative (3 of last 5 counts exceed the standard); Required Regulatory Actions: 1. Suspend producer permit; or 2. Forego permit suspension, provided the milk in violation is not sold as Grade "A"; or 3. Impose monetary penalty in lieu of permit suspension, provided the milk in violation is not sold or offered for sale as Grade "A" product. Except that a milk producer may be assessed a monetary penalty in lieu of permit suspension for violative counts provided: If the monetary penalty is due to a violation of the somatic cell count standard, the Regulatory Agency shall verify that the milk supply is within acceptable limits as prescribed in Section 7 of this Ordinance. Samples shall then be taken at the rate of not more than two (2) per week on separate days within a three (3) week period in order to determine compliance with the appropriate standard as determined in accordance with Section 6 of this Ordinance. (Refer to Section 3.) NOTE: The option to issue a monetary penalty in lieu of a permit suspension, as cited in 3. above, shall not be applicable to a TPC authorized under the ICP.
11/18/2013	700,000	Issue temporary permit (if applicable) after sampling indicates the milk is within the standards prescribed in Section 7. Begin accelerated sampling schedule as cited under 11/14/2013.
11/20/2013	800,000	Violative; No Action Required NOTE: Samples collected prior to 11/18/2013 are not used for subsequent somatic cell count enforcement purposes.
11/24/2013	700,000	No Action Required
11/29/2013	550,000	No Action Required
12/3/2013	400,000	Permit Fully Reinstated

~~APPENDIX F. CLEANING AND SANITIZATION~~

~~I. METHODS OF SANITIZATION~~

~~CHEMICAL~~

~~Certain chemical compounds are effective for the sanitization of milk containers, utensils and equipment. These are contained in either in 40 CFR 180.940 and shall be used in accordance with label directions, or ECA device manufacturer's instructions if produced onsite in accordance with Section II below.~~

~~STEAM~~

~~When steam is used, each group of assembled piping shall be treated separately by inserting the steam hose into the inlet and maintaining steam flow from the outlet for at least five (5) minutes after the temperature of the drainage at the outlet has reached 94°C (200°F). The period of exposure required here is longer than that required for individual cans, because of the heat lost through the large surface exposed to the air. Covers shall be in place during treatment.~~

~~HOT WATER~~

~~Hot water may be used by pumping it through the inlet, if the temperature at the outlet end of the assembly is maintained to at least 77°C (170°F) for at least five (5) minutes.~~

~~II. CRITERIA FOR THE ONSITE PRODUCTION AND USE OF ELECTRO-CHEMICAL ACTIVATION (ECA) GENERATED HYPOCHLOROUS ACID FOR THE SANITIZATION OF MULTI USE CONTAINERS, UTENSILS, AND EQUIPMENT~~

~~The following is a list of criteria that are required for on-site generation of ECA-generated hypochlorous acid that was produced onsite and used as a sanitizer for the sanitization of multi-use containers, utensils and equipment.~~

- ~~1. The ECA device manufacturer shall be registered with the EPA as a pesticidal device establishment pursuant to 40 CFR 152.500 and shall comply with the labeling requirements outlined in 40 CFR 156.10.~~
- ~~2. The minimum dilution percentage of the sanitizer shall be 50 parts per million (ppm) free available chlorine (FAC) with a minimum contact time of 30 seconds pursuant to the efficacy requirements for EPA DIS/TSS 4 Sanitizer rinses, for previously cleaned milk contact surfaces, and less than 200 ppm FAC. The sanitizer produced shall meet the data requirements of 40 CFR Part 158 Data Requirements for Registration, Pesticide Assessment Guidelines Subdivision G, 91 2(f), and its test documents shall be pursuant to Good Laboratory Practices (GLPs).~~
- ~~3. The salt used to generate the sanitizer shall be of food-grade quality rated at a minimum of 99.6% purity, and potable water shall be used to ensure quality and consistency of the sanitizer generated.~~
- ~~4. The ECA device and its solution concentrate storage containers shall be constructed of materials that do not impart toxic materials into the sanitizing solution either as a result of the presence of toxic~~

~~constituents in the materials of construction or as a result of physical or chemical changes that may occur during the ECA process.~~

~~5. The ECA solution concentrate storage containers shall be labeled with the following:~~

- ~~a. Contents;~~
- ~~b. EPA Establishment Number for the ECA device manufacturer;~~
- ~~c. Dilution percentage instructions for use and storage conditions, including the shelf life;~~
- ~~d. A list of its active and inert ingredients; and~~
- ~~e. Other required standard safety data disclosures, formerly referred to as Material Safety Data Sheet (MSDS).~~

~~6. The ECA device used to produce the hypochlorous sanitizer shall control and record the parameters to ensure that the ECA device is operating within its design limits and provides an effective real time notification or alarm and shall shut down when it falls out of the required range as recommended by the ECA device manufacturer.~~

~~7. Standard measurement methods such as FAC titration or chlorine test strips shall be used to verify that the concentration of the ready to use sanitizer being applied is in a range between 50 ppm and 200 ppm. Measurement equipment shall be checked, calibrated and measurements recorded. All records shall be accessible to the Regulatory Agency for inspection. Electronically generated records for FAC concentrations, if used, shall meet the criteria specified in Appendix H., Section V.~~

~~III. EVAPORATING, DRYING AND DRY PRODUCT EQUIPMENT CLEANING~~

~~CLEANING~~

~~1. **Cleaning of Evaporators and Condensers:** Some evaporators are designed so that the milk or milk product is exposed to large surface areas for a long period of time at temperatures conducive to the growth of microorganisms.~~

~~Pipelines and/or equipment designed for automated mechanical cleaning of evaporators should meet the following requirements:~~

- ~~a. A pH recording device should be installed in the return solution line to record the pH and time, which the line or equipment is exposed during the cleaning and sanitizing operation.~~
- ~~b. These pH recording charts should be identified, dated, and retained for three (3) months.~~
- ~~c. During each official inspection the Regulatory Agency should examine and initial the pH recording charts to verify the time of exposure to the cleaning solutions and their pH.~~

~~The following are suggested procedures for cleaning and sanitizing evaporators and condensers:~~

~~The surface area inside an evaporator is extremely large. Not only is there a large separator chamber and vapor lines but steam chests may also have as many as 500 to 1400 heating tubes from three (3) to fifteen (15) meters (ten (10) to fifty (50) feet) long. The total surface area may be 4,000 to 35,000 square feet, which may require large volumes for recirculation. This surface area shall be cleaned and sanitized carefully or it will contaminate the milk or milk product. The operating temperatures in an evaporator are very close to the growing temperatures of thermophilic and certain mesophilic types of bacteria. The first effect may operate at 60°C (140°F) to 77°C (170°F), the second effect at 52°C (125°F) to 63°C (145°F), and the third effect at 38°C (100°F) to 49°C (120°F). The product being evaporated is often recirculated in the last effect several times until the right concentration is reached, which may give bacteria ample time to grow. A clean evaporator operates more efficiently. It is necessary to clean the evaporators~~

after long periods of operations because burned-on material reduces heat transfer and efficiency. A point is reached where it will be more economical to stop and clean up than to continue to operate. Evaporators need cleaning for sanitary reasons as well as for efficient operation. Tube chests and heating plates shall be cleaned to get good heat transfer. If vapor lines are not cleaned, it is possible to get a back surge of vapor when the vacuum is released. This can carry soil back into the milk or milk product thus lowering the quality. This soil may drop into the thermo-compression unit, block passage of vapors and actually prevent good operation. Compounds for cleaning are usually divided into two (2) main groups:

- a. The alkaline cleaners usually contain caustic with water conditioners, synthetic detergents and foam depressants added to enhance cleaning action. The purpose of the alkaline cleaner is to digest the bulk of the soil. The alkaline solutions are usually run first at concentrations ranging from one percent (1%) to three percent (3%) at temperatures of 83°C (180°F) to 88°C (190°F) for thirty (30) to sixty (60) minutes.
- b. Acid cleaners are usually food grade with synthetic detergents and inhibitors to prevent attack on metal surfaces. The purpose of acid cleaners is to remove mineral films, alkali cleaner residues, and shine the inside surfaces. Acid solutions are usually used last at concentrations of 0.2 percent (0.2%) to 0.5 percent (0.5%) at 60°C (140°F) to 71°C (160°F).

In all cases cleaners and cleaning instructions should be followed as recommended by the manufacturer of the cleaning compound. It is also necessary to follow the recommendations and instructions of evaporator manufacturers. The evaporators operating with compressed ammonia require special cleaning precautions.

Cleaning Methods: There are four (4) basic methods of cleaning evaporators:

1. Boil-out;
2. Circulation;
3. Spray cleaning; or
4. A combination of the three methods.

a. The boil-out method is the oldest, but it is still very effective. It is accomplished by rolling or boiling the cleaning solution under partial vacuum. Heat is applied by the evaporator and just enough vacuum is used to roll the solution. Cleaning solutions are elevated to the dome and upper parts by opening and closing the vacuum breaker. Hand-brushing of some areas is often necessary following boil-out because it is difficult to thoroughly clean the upper surfaces with this method.

b. Circulation cleaning is a newer method of cleaning. The cleaning solution actually follows the milk or milk product path. The solution is circulated by returning it back to the starting point. Heat is applied by a pre-heater, tube chest, or steam jet, sometimes called a boil-out nozzle. This method is not adaptable to all types of evaporators and it is usually necessary to add spray cleaning devices to thoroughly clean separators and the bottom tube sheet in steam chests.

c. Spray cleaning is the newest method of cleaning evaporators. Cleaning solutions are pumped through spray devices and distributed over the surfaces, which are contacted by the milk or milk product. Heat is applied by a pre-heater, a surge tank, or on the run with live steam. When properly designed and operated spray cleaning systems are used, cleaning problems are at a minimum. Spray cleaning offers many advantages over boil out or circulation methods of cleaning. Less water and less cleaning solution are required. This not only results in a saving of water, heat and cleaners, but more concentrated cleaning solutions can be used giving faster, more effective cleaning. Heat for the rinse water and cleaning

~~solutions is applied externally, preventing additional burn-on in tube chests. As the evaporator is not under vacuum, less heat is required to keep the solution hot, resulting in a saving of fuel. Higher temperatures can be used to improve cleaning efficiency. There are some disadvantages to spray cleaning. Spray devices cost extra money because they are specifically designed for almost every operation. Spray devices shall be properly placed and designed to cover the top of the dome in the separator, the tangential inlets, the vapor lines, sight glasses, and steam chest tubes. Spray cleaning may require additional stainless steel lines to convey the solution at the necessary volumes. Larger pumps are also required to pump the necessary volume of cleaning solution. Even with these disadvantages, the advantages of savings in heat, water, cleaning compound and time outweigh the disadvantages.~~

~~d. Sometimes there are advantages in using combined systems of cleaning. It may be possible to boil-out the steam chests and spray the separators. Sometimes it is possible to circulate the steam chests and spray clean the separators or other portions of the unit. Quite often the combined systems, especially the circulation in the spray system, will work best on certain types of evaporators.~~

~~e. One of the biggest factors affecting the method of cleaning used is the type of evaporator. In a falling film type evaporator, circulation cleaning can be used to clean the tube chests and spray cleaning can be utilized to clean the evaporator chambers. When using a plate-type evaporator, circulation cleaning is best. In an internal type tube chest, a boil-out system for the tubes and spray cleaning of the separator works very well. With an external chest type evaporator, the entire unit can be spray cleaned. If it is a compressed ammonia operated evaporator, spray cleaning works well. Sanitizing should be done to eliminate any microorganisms, which may have survived the cleaning regimen. Sanitizing can best be accomplished by using chemical sanitizers. Heat may be used if all surfaces are heated to 83°C (180°F) or higher. Since there is a tremendous investment in stainless steel evaporators, it is necessary to use cleaning and sanitizing products, which do not corrode stainless steel. Chemical sanitizers can be applied through the spray equipment or they can be applied with fogging guns.~~

2. High-Pressure Pump and High-Pressure Lines: ~~The high-pressure pump and high-pressure line to the dryer nozzles may be cleaned as a separate circuit by connecting the line to the nozzle back to the drop tank and this tank connecting to the inlet of the high-pressure pump. The regular milk or milk product atomizing nozzles should be removed before cleaning is to be done.~~

~~Another method of cleaning the high-pressure pump and lines is to include this pump and high-pressure lines in the circuit when wet cleaning some types of spray dryers. In either case a solution of one to three percent (1-3%) caustic heated to 72°C (160°F) should be circulated for at least thirty (30) minutes. A solution of inhibited acid should be pumped through the atomizing system as a daily procedure to remove the milkstone from the high-pressure pump and high-pressure line. A solution of inhibited acid should be recirculated a minimum of ten (10) to fifteen (15) minutes and followed by a rinse with potable water.~~

~~It is also recommended that the high-pressure pump head be disassembled as a daily procedure immediately following the final rinse and the parts be placed on a table or rack for air drying. When the pump is disassembled the parts are to be checked to see if they are clean, and to see if any maintenance is required to remove pits. Seats are also checked at this time. Since a high-pressure pump is subjected daily to extreme heavy duty, the valves and seats are recommended to be ground periodically to maintain uniform pressure on the atomizing nozzles. Prior to use, the entire system should be sanitized.~~

3. **Wet Cleaning of Dryers:** There are several methods of wet cleaning dryers:
- ~~The first method is hand brushing. The cleaning personnel go into the dryer with buckets of cleaning solution and brush all surfaces of the dryer. The unit is then rinsed with a hose.~~
 - ~~Cleaning can also be done with hand operated spray guns. These spray guns are pressure pumps, which operate at high pressures in low volumes. In many cases, box-type dryers can be completely cleaned with the addition of a seven (7) foot extension on these pressure guns. By using high pressure spray guns and cleaning compounds with a high synthetic detergent content, it is possible to remove very difficult soil.~~
 - ~~The third method of wet cleaning is by spray cleaning with various types of stationary or rotating spray devices. They usually operate at a high volume of low pressure in the range of 69 kPa (10 psi) to 138 kPa (20 psi). Constant spray coverage can be obtained when spray devices are properly designed. Usually several spray devices are required because of the many chambers, collectors, and down pipes within these units. Less time is required to do a complete job with spray cleaning. The systems are installed so that cleaning lines are easily connected to the spray devices and an effective return system. Spray cleaning time is much shorter than hand cleaning time, especially in large units. Spray cleaning eliminates the entry of cleaning personnel into the drying units. Silo or vertical type dryers are often 6.2 meters (20 ft.) to 30.4 meters (100 ft.) high and it is difficult and dangerous to clean by hand or by hand operated units. Spray cleaning eliminates the flavor contamination when switching to other milk or milk products. If an ungraded milk or milk product is run through the dryer, it is necessary to thoroughly clean before running a Grade "A" milk or milk product. There are disadvantages to spray cleaning. The spray devices shall be properly placed and designed to do the complete cleaning job. They shall be removable so as not to affect the air currents during operation. However, the advantages of safety plus cleaning time and consistently complete cleaning outweigh the disadvantages. A typical spray cleaning cycle might operate as follows:~~
 - ~~The various spray heads are placed in the dryer and securely fastened into place. The rinse water is pumped through the spray device and allowed to run down the side walls of the drying units. Cleaning compounds which are mild alkaline or chlorinated cleaners are prepared at 0.3 to 1 percent (0.3-1%) concentration, heated to 71°C (160°F) to 83°C (180°F), and circulated for forty five (45) minutes to one (1) hour. The unit is given a final rinse and is thoroughly dried. Occasionally acid type cleaners are used to control mineral films. Sanitizing with chemical sanitizers is a controversial subject. Sanitizing can be done with heat but it may be difficult to heat all surfaces to 83°C (180°F). Heating to 83°F (180°F) for ten (10) minutes does not kill spore formers. However, they are killed with many chemical sanitizers. Even if heat is used, it is recommended that chemical sanitizers be occasionally used. By pumping the sanitizer solution to the high pressure pump or by fogging with high pressure, it is possible to completely cover the milk or milk product contact surface. Actually, the unit shall be thoroughly dried before operation. Chlorine sanitizers may cause corrosion. Obviously, these compounds should be used with care. If chlorine is left on the dryer and heat is applied, the chlorine droplets will become hot and concentrate and cause pitting. When chlorinated cleaners are used, a dryer surface can be effectively cleaned and at least partially sanitized and the solution can be completely rinsed. Acid synthetic detergent type sanitizers have been developed, which are effective on spore formers. These compounds are germicidal, effective in hard water and stable in hot or cold solutions. They have an advantage in that they are noncorrosive to dairy metal.~~
 - ~~It is not necessary to wet clean dryers on a daily basis. However, a schedule should be set up so cleaning is done periodically. As long as a dryer is operating continuously, it is~~

~~not necessary to clean it from an efficiency standpoint. Some types of dryers require very little cleaning, maybe once each month; others require dry cleaning on a more frequent basis. It is necessary to clean and sanitize dryers if they are going to remain idle any appreciable length of time. Bacteria may grow in dryers, which remain idle. Dryers shall be spray cleaned if they are improperly operated, causing burn-on in the drying chamber. Whenever fires develop inside the drying unit or when burn-on occurs, it is necessary to thoroughly clean at least the drying chambers. Quality is the key to the dry milk industry. There should be a program of cleaning and sanitizing of both evaporators and dryers. Better quality milk and milk products are produced in evaporators and dryers when thoroughly cleaned and sanitized on a regular basis.~~

~~4. **Dry Cleaning:** It is very difficult to discuss proper cleaning procedures without also discussing proper operating procedures, especially the start-up and shutdown of the dryer. Assuming the dryer has been properly started and operated throughout the run or drying cycle, the first step in a successful cleaning operation is shutting the dryer down properly. The type of energy supplying heat to the dryer chamber, i.e., steam or gas, alters the proper shutdown technique. The correct procedure in shutting down a steam heated dryer is as follows:~~

- ~~a. Shut off the main steam valve at the proper time.~~
- ~~b. Maintain the proper dryer outlet temperature for drying by gradually reducing the output of the high pressure pump until the residual heat of the steam coil is dissipated to a point where it does not maintain proper temperature or until the milk or milk product being pumped by the high pressure pump does not maintain a satisfactory spray pattern.~~
- ~~c. Keep the dry milk product removal system and conveying system in operation.~~
- ~~d. Keep the air intake and exhaust fans on the dryer in operation until the main chamber is sufficiently cooled to provide a comfortable atmosphere for the cleaning personnel.~~

~~On a gas fired spray dryer, the burner assembly has very little or no residual heat capacity. Therefore, the shutdown is more rapid. The correct procedure for shutting down a gas fired dryer is as follows:~~

- ~~a. Shut off the gas supply to the burner.~~
- ~~b. Immediately shut off the high pressure pump.~~
- ~~c. Same procedure as steam heated dryer.~~
- ~~d. After the above procedures have been accomplished, shut down the intake fan. Let the exhaust fan and vibrators or shakers continue to operate, along with the milk and milk product removal system. The exhaust fan should be severely dampered so that it induces only a small air flow. A small auxiliary fan is sometimes used in lieu of the dampered exhaust fan. The use of either fan serves a twofold purpose: First, it is helpful to put the drying system under a slight negative pressure to reduce the tendency for milk or milk product to drift out of the system into the milk plant through open doors, etc. Secondly, it is vital to prevent thermal currents from creating a reverse air flow through the drying system, which tends to deposit milk or milk product on the heating surfaces and plenum duct. Milk or milk product deposits on steam coils reduce their heating ability, create sediment and conceivably bacterial problem areas. If the dryer is gas fired, there is a further hazard of fire. It is important; therefore, that the closure or covers supplied by the manufacturer be placed on the inlet air duct system simultaneous with the shutdown of the fan. After any prime milk or milk product has been removed from the drying system, the system is ready for cleaning. The cleaning personnel should be supplied each day with a freshly laundered set of coveralls, white cap, white face mask, and clean rubbers or boot covers (canvas or single service plastic). Prior to donning the above uniform, the procedure is to remove the spray nozzles and pipes as these are normally cleaned with the liquid dryer feed equipment. With clean uniforms, proper brushes and preferably vacuum cleaning equipment, the cleaning personnel enter the main~~

~~desiccator chamber and start the cleaning process as far upstream as possible from the milk or milk product removal or pneumatic conveyor system:~~

- ~~(1) The first portion cleaned is the collector system. This is done by inserting a brush into the cloth tubes and brushing the length of the tube. Again, this can be done more satisfactorily by utilizing the special vacuum tools designed and available for this service.~~
- ~~(2) Remove the dust covers and brush or vacuum out the nozzle ports.~~
- ~~(3) Manually brush or vacuum the ceiling and walls of the drying chamber.~~
- ~~(4) Sweep or vacuum clean the floor of the dryer, placing milk or milk product in a container.~~

NOTE: ~~Do not remove this milk or milk product by way of the milk and milk product removal system.~~

- ~~(5) Inspect the dryer for any inadvertent wet spraying or nozzle drippings that may have occurred during the drying cycle. Should either of these have occurred, the application of a minimum amount of water and effort will be required to remove the clinging material. Any moisture introduced shall be removed before operation begins because of its effect upon smooth milk or milk product flow and because it would establish a more favorable environment for bacterial growth if it were allowed to remain.~~
- ~~(6) Check the collector for loose or torn bags and any other mechanical checks necessary before leaving the dryer.~~
- ~~(7) Close the dryer securely and check the switches to make sure they are in the proper starting positions. At frequent intervals, not over a two (2) week period, the operator should clean and inspect the heated air intakes of the dryer, assuming that the dryer is properly operated during this time. However, should a malfunction occur where the dryer operator does not follow the procedures outlined for proper shutdown, it may require an inspection and cleaning at closer intervals. Frequent inspection will eliminate a source of sediment contamination.~~
- ~~(8) On start up after dry cleaning of the cloth collector dryer, the first two (2) bags of milk or milk product shall be discarded. This will allow for the removal of any milk or milk product remaining in the tubes and system after shutdown.~~

AUXILIARY DRY PRODUCT EQUIPMENT

~~1. **Sifters:** In general, there are two (2) types of dry product sifters in use by the dry milk industry. These are the shaker type and the rotary or gyrating type. Both are designed to operate at various capacities either manually bagging or packaging from their outlet or designed for automatic packaging equipment.~~

~~For the general guidance of sifter manufacturers and the dry milk industry, the following screen size openings may be considered as recommended openings to result in satisfactory screening of the listed dry milk product:~~

Table 13. SIEVE SIZES AND DESIGNATIONS

PRODUCT	SIEVE DESIGNATION FROM THE AMERICAN SOCIETY FOR TESTING AND MATERIALS (ASTM) INTERNATIONAL E-11	MAXIMUM SIEVE OPENING (approx.)	
		Mm	inch
Nonfat Dry Milk	#25	0.707	0.027
Dry Whole and Dry Buttermilk	#16	1.19	0.047

It is recognized that larger screen size openings may be necessary for sifting certain special dry milk products, such as "instant" products, and for classification of dry milk products into different particle sizes.

Openings referred to above are based on general experience as to what constitutes satisfactory screening to remove dry milk product lumps or potential dry milk product contamination, and also on the ability of most currently used sifters to successfully sift dry milk products through such size openings, without excessive loss of fine dry milk product into the "reject material" outlet. Other factors also affect loss, such as:

- Percent of "open area" in the screen used;
- Uneven flow rates to the sifter;
- Ratio of screening surface to dryer capacity;
- Amount and kind of mechanical energy applied to the screening surface;
- Sifter design and construction; and
- Nature of dry product being sifted.

Screen opening dimensions may be obtained by any desired combination of wire thickness and number of wires per inch. For instance, if the screening surface is made of stainless steel woven wire, the 0.707 mm (0.027 of an inch) opening might be obtained by using 24 X 24 mesh market grade screen cloth made of wire 0.399 mm (0.014 of an inch) thick (about 45 percent (45%) open area) or by using 30 X 30 bolting cloth screen made of wire 0.185 mm (0.0065 of an inch) (about 65 percent (65%) open area) or by many other mesh wire thickness combinations. These combinations allow a wide choice to obtain a desired balance between screen strength and percent open area. If materials other than stainless steel are used to construct the screening surface, similar combinations may be employed to achieve the desired opening size.

Recommendations for Cleaning Dry Milk Product Sifters:

- Dry Cleaning Program:** The procedures set forth below should be followed:
 - Completely dismantle and thoroughly vacuum or dry brush clean all dry milk or milk product contact surfaces of the dry milk sifter. Reassemble as soon as finished and make every effort to keep all parts dry.
 - Check the sifter screen(s) for broken or displaced wires (threads) and for other openings around the frame of the screen, which might permit the passage of un-sifted dry milk product. Other parts of the sifter, including ball trays and balls, if used, should also be inspected for condition. Any necessary repair or replacement should be made as soon as possible.

~~(3) Flexible rubber or cloth connectors at the inlet and outlets of the sifter should be thoroughly cleaned daily following the procedures as recommended for the sifter. At this time, connectors should be closely examined for holes, cracks, or other damage.~~

~~**NOTE:** To facilitate removal for cleaning, the use of easily removable, fastening devices are recommended.~~

~~(4) Thoroughly vacuum or dry brush clean all external parts of the sifter, including the sifter frame and drive mechanism.~~

~~b. **Wet Cleaning Program:** The procedures set forth below should be followed:~~

~~(1) Completely dismantle as cited in a.(1) above; remove all loose dry milk product; then rinse all parts with clear water; and follow by a thorough hand brushing of all parts, using a general purpose dairy cleaner. Rinse thoroughly to remove all evidence of cleaning solution or soil. It is recommended that hot water at 77°C (170°F) or above be used for rinsing in order to sanitize the equipment and to aid the subsequent drying.~~

~~(2) Allow all parts to air dry completely prior to reassembly.~~

~~(3) The wet wash should be done as frequently as necessary and should be done after each use, if the sifter is not being used on a daily basis.~~

~~(4) After cleaning, drying and reassembly, the dry milk product outlet should be protected from contamination.~~

~~c. **General Recommendations:**~~

~~(1) Vacuum cleaning is preferred to brush cleaning or cleaning with air under pressure as it decreases the dust drift problem to other areas of the milk plant.~~

~~(2) Brushes or vacuum cleaner fittings, used for cleaning dry milk product contact surfaces, should not be used for cleaning non dry milk product contact surfaces or for other uses, which might result in contamination. Such brushes and special fitting should be stored in an enclosed cabinet when not in use. For protection and housekeeping considerations, such cabinets preferably should be of non wood construction and should have open mesh metal shelving.~~

~~**NOTE:** For additional details refer to 3-A Sanitary Standards for Sifters for Dry Milk and Dry Milk Products, Serial 26-##.~~

~~2. **Storage/Shipping Bins:** The use of portable bins, totes, super sacks, or other portable storage/shipping containers shall comply with the construction requirements of Item 11p and the cleaning and sanitizing requirements of Item 12p of this *Ordinance*.~~

~~If interior bracing and ladders are used in milk plant storage bins, they shall be constructed of smooth rounded metal, and be installed sufficiently far from the walls to prevent harborages. Dry milk product entrance and discharge openings connected to the attending conveying equipment shall be dust tight and shall be easily accessible for cleaning. Vents to the exterior shall be equipped with readily removable air filters of adequate capacity or readily removable covers. If air is to be introduced into the dry milk product zone, only filtered air shall be used, and it shall comply with the applicable standards of Appendix H. Auxiliary agitators or any other interior devices, if used, shall be designed to be smooth, crevice free, and readily cleanable. The exterior surface of the bin should be smooth, hard finished, and readily cleanable. Hinges on covers, if used, shall be the take apart type. Covers or doors shall be provided to enclose the dry milk product zone when dry milk product is not being dumped. These shall be so constructed that dirt or dust on the top will not slide or fall into the bin when the cover is open. Access openings shall be provided on all in milk plant bins. Such openings should not be less than 45.7~~

centimeters (18 inches) in its smallest dimension. Covers shall be constructed without raised internal reinforcements and should be hinged and equipped with a quick opening device. The gaskets for such openings shall be made of solid material that is non-toxic, nonabsorbent, smooth, and unaffected by the dry milk product. Storage/shipping bins in continuous use either in the milk plant or in transporting dry milk products from one (1) milk plant to another should be cleaned according to manufacturer's recommendations when necessary. They may be cleaned by either approved dry cleaning methods or wet cleaned.

3. Packaging and Packages: Packaging equipment for dry milk products will vary greatly as to their design depending upon whether the packages being filled are drums, bins or bags. Whatever equipment is used, it should be designed so as to protect the dry milk product from contamination from outside sources and from air during the packaging operation. All connections of conveying equipment to packaging devices should have dust tight connections. All conveyors, ducts, belts and screws used in connection with packaging equipment should be provided with a dust collector system, capable of eliminating any visible dust. All dry milk product hoppers, when used, should be provided with covers to properly protect the dry milk product from contamination. Hand filling should not be permitted except for periods of adjustment of automatic weighing devices.

~~APPENDIX G. CHEMICAL AND BACTERIOLOGICAL TESTS~~

~~I. PRIVATE WATER SUPPLIES AND RECIRCULATED WATER BACTERIOLOGICAL~~

~~**Reference:** Section 7, Items 8r, 18r, 7p and 17p.~~

~~**Application:** To private water supplies, used by dairy farms, milk plants, receiving stations, transfer stations and milk tank truck cleaning facilities, and to recirculated cooling water, used in milk plants, receiving stations and dairy farms.~~

~~**Frequency:** Initially; after repair, modification or disinfection of the private water supplies of dairy farms, milk plants, receiving stations, transfer stations and milk tank truck cleaning facilities, and thereafter; semiannually for all milk plants, receiving stations, transfer stations and milk tank truck cleaning facilities water supplies and at least every three (3) years on dairy farms. Recirculated cooling water in milk plants, receiving stations and on dairy farms shall be tested semiannually.~~

~~**Criteria:** A MPN of coliform organisms of less than 1.1 per 100 mL, when ten (10) replicate tubes containing 10 mL, or when five (5) replicate tubes containing 20 mL are tested using the Multiple Tube Fermentation (MTF) technique, or one of the Chromogenic Substrate multiple tube procedures; a direct count of less than 1 per 100 mL using the Membrane Filter (MF) technique; or a presence/absence (P/A) determination indicating less than 1 per 100 mL when one vessel containing 100 mL is tested using the MTF technique or one of the Chromogenic Substrate procedures. The Chromogenic Substrate procedures are not acceptable for recirculated cooling water. Any sample producing a bacteriological result of Too Numerous To Count (TNTC) or Confluent Growth (CG) by the MF technique; or turbidity in a presumptive test with no gas production and with no gas production in confirmation (optional test) by the MTF technique (both MPN and P/A format) shall be considered invalid and shall have a Heterotrophic Plate Count (HPC), from the same sample or subsequent resample, of less than 500 colony forming units (CFU) per mL in order to be deemed satisfactory. Findings by HPC shall be reported as Positive or Not Found.~~

~~**Apparatus, Methods and Procedure:** Tests performed shall conform with the current edition of SMEWW or with FDA approved, EPA promulgated methods for the examination of water and waste water or the applicable FDA/NCIMS 2400 Forms. (Refer to M-a-98, latest revision.)~~

~~**Corrective Action:** When the laboratory report on the sample is unsatisfactory, the water supply in question shall again be physically inspected and necessary corrections made until subsequent samples are bacteriologically satisfactory.~~

~~II. PASTEURIZATION EFFICIENCY - FIELD PHOSPHATASE TEST~~

~~**Reference:** Section 6.~~

~~**Frequency:** When any laboratory phosphatase test is positive, or any doubt arises as to the adequacy of pasteurization due to noncompliance with equipment, or requirements of Item 16p.~~

~~**Criteria:** Less than 350 mU/L by an electronic phosphatase procedure.~~

~~**Apparatus:** Fluorophos (Advanced Instruments), Paslite and Fast Alkaline Phosphatase (Charm Sciences, Inc.), approved/validated standards and accessories.~~

~~**Methods:** The test is based on the detection of the phosphatase enzyme, a constituent that is inactivated by pasteurization at 63°C (145°F) for thirty (30) minutes or 72°C (161°F) for fifteen~~

~~(15) seconds. When pasteurization is faulty, some phosphatase remains and is determined by the electronic detection of fluorescent or chemiluminescent by products of its action on the approved test system's substrates.~~

~~**Procedure:** Refer to the applicable FDA/NCIMS 2400 Forms and M-a-98, latest revision, for the specific milk and/or milk products for which there are approved phosphatase tests available.~~

~~**Corrective Action:** Whenever a phosphatase test is positive, the cause shall be determined. Where the cause is improper pasteurization, it shall be corrected and any milk or milk products involved shall not be offered for sale.~~

~~III. PHOSPHATASE REACTIVATION IN HTST PASTEURIZED PRODUCTS~~

~~The presence of an appreciable quantity of phosphatase in milk and cream after heat treatment has been traditionally regarded as evidence of inadequate pasteurization. However, with the advent of modern HTST methods, evidence has been accumulating that under certain conditions, the relationship between inadequate pasteurization and the presence of phosphatase does not hold.~~

~~A number of investigators who have studied HTST pasteurizing methods have concluded that while a negative test can be obtained immediately after pasteurization, the same sample may yield a positive test after a short period of storage, particularly if the product is not continuously or adequately refrigerated. This phenomenon has come to be known as reactivation.~~

~~Reactivation may occur in HTST pasteurized products, after storage, at temperatures as low as 10°C (50°F), although 34°C (93°F) is optimum. Products of high fat content generally produce relatively more reactivable phosphatase.~~

~~Reactivation is greatest in products pasteurized at about 110°C (230°F) but may occur in products pasteurized at much higher temperatures and as low as 73°C (163°F).~~

~~It has been noted that an increase in holding time during pasteurization will reduce reactivation.~~

~~The addition of magnesium acetate to HTST processed milk or cream, after pasteurization but before storage, accelerates reactivation. The difference in activity between an adequately pasteurized sample, stored with and without magnesium, and an inadequately pasteurized sample, stored with and without magnesium, forms the basis of a test for differentiating reactivated from residual, inadequately pasteurized, phosphatase.~~

~~IV. DETECTION OF PESTICIDES IN MILK~~

~~Any Regulatory Agency that has adopted this *Ordinance* should operate under a control program that will insure that milk supplies are free from pesticide contamination, in conformance with Section 2.~~

~~Pesticide compounds gain access to milk by various routes, including any of the following:~~

- ~~1. Application to the lactating animals;~~
- ~~2. Inhalation of toxic vapors, by the animals, following application to their environment;~~
- ~~3. Ingestion of residues in feed and water; and~~
- ~~4. Accidental contamination of milk, feed and utensils.~~

~~At the present time, chlorinated hydrocarbon pesticides are the chief concern. While there are other pest control compounds that are more toxic than the chlorinated hydrocarbons, many of the~~

agents in this latter group tend to accumulate in the body fat of both lactating animals and human beings, and are secreted in the milk of contaminated lactating animals. The accumulation of these toxic agents in persons continually consuming contaminated milk may reach hazardous concentrations.

Advances in residue analysis have resulted in a radical decrease in the use of paper chromatographic screening procedures for milk, because of its rather limited sensitivity. Regulatory Agencies can now routinely detect residues as low as 0.01 ppm of many of the chlorinated organic pesticides. Satisfactory screening procedures should, therefore, attain this level of sensitivity, which usually necessitates the use of gas chromatography or thin layer chromatography.

General screening procedures of the latter two (2) types are described and discussed in Volume 1 of the *Pesticide Analytical Manual (PAM)* published by FDA.

The need for closer scrutiny of milk supplies for pesticide residues has stimulated considerable research in detection technology. The Regulatory Agency entering upon a surveillance program should carefully check the available equipment in relation to its adaptability to the indicated need.

While a schedule of testing comparable to that for microorganisms, four (4) tests of individual producer's milk during any consecutive six (6) months, would be desirable, broad spectrum procedures are too time consuming to render such a schedule feasible. As a more practical approach, the following procedure is suggested:

1. Test one (1) load of milk from each milk tank truck route, every six (6) months, by a broad spectrum method and trace positive samples; or
2. Test each producer's milk four (4) times every six (6) months for the most common chlorinated hydrocarbon pesticides, by available instrumental methodology.

NOTE: Where Procedure 1 is used, samples of commingled milk from known sources are drawn from receiving station storage tanks. Sampling for Procedure 2 may be done directly from the weigh tank.

V. DETECTION OF DRUG RESIDUES IN MILK

The problem of drug residues in milk is associated with their use in the treatment of mastitis and other diseases. Failure to withhold milk from the market for a sufficient length of time after treatment may result in the presence of drug residues in milk. Such milk is undesirable for two (2) reasons:

1. It comes from an unhealthy lactating animal; and
2. It is adulterated.

The allergenic properties of certain drugs in common use make their presence in milk potentially hazardous to consumers. Also, substantial losses of byproducts may be sustained by the milk industry each year because of the inhibitory effects of drug residues on the culturing process. Drug residues shall be tested for, using tests provided for in Section 6 of this *Ordinance*. These tests are specified in memoranda from the FDA. (Refer to the latest revision of M-a-85 for the approved drug tests, the FDA/NCIMS 2400 Forms for each specific test method and M-a-98,

~~latest revision, for the specific milk and/or milk products for which there are approved drug tests available.)~~

~~VI. ANALYSIS OF MILK AND MILK PRODUCTS FOR VITAMIN A AND D CONTENT~~

~~**Reference:** Section 6.~~

~~**Frequency:** Annually for each product type, or when any doubt arises as to the adequacy of vitamin fortification. (Refer to Appendix O. of this *Ordinance*.)~~

~~**Methods:** Vitamin testing shall be performed using test methods acceptable to FDA and other official methodologies that give statistically equivalent results to the FDA methods. (Refer to M-a-98, latest revision, for the specific milk and/or milk products that have FDA validated and NCIMS accepted test methods for vitamins.)~~

~~REFERENCES~~

~~*Official Methods of Analysis of AOAC INTERNATIONAL*, 19th Edition, 2012.~~

~~*Pesticide Analytical Manual*, (PAM) available from the U. S. Food and Drug Administration, Center for Food Safety and Applied Nutrition, HFS-335, 5100 Paint Branch Parkway, College Park, MD 20740-3835.~~

~~APPENDIX H. PASTEURIZATION EQUIPMENT AND PROCEDURES AND OTHER EQUIPMENT~~

~~I. HTST PASTEURIZATION~~

~~OPERATION OF HTST PASTEURIZATION SYSTEMS~~

~~HTST pasteurization is important to the dairy industry because of the operating efficiencies that it affords. Properly operated, these units allow a high volume of production in a minimum of processing space.~~

~~The ability of HTST pasteurizers to assure a safe, finished milk and/or milk product hinges on the reliability of the time-temperature-pressure relationships that must prevail whenever the system is in operation. It is important that the milk plant operator understand the HTST process in order to maintain proper surveillance over the equipment. The basic flow pattern is described below:~~

~~1. Cold raw milk or milk product, in a constant level supply tank, is drawn into the regenerator section of the HTST pasteurizer.~~

~~**NOTE:** Some operators prefer to bypass the regenerator when starting. Under this system, cold milk is drawn directly through the timing pump, step 3, and into the heater section. The remaining steps are performed without exception. This bypass arrangement facilitates and speeds up the starting operation. After forward flow has been established at the FDD, the bypass, which may be manually or automatically controlled, is not used and the raw milk or milk product flows through the regenerator. A second start-up technique involves the use of sanitizing solution at 77°C (170°F). This is passed through the complete unit and followed immediately by milk or milk product. Dilution of the first milk or milk product does occur; however, care shall be taken to prevent this from being packaged.~~

~~2. In the regenerator section, the cold raw milk or milk product is warmed by hot pasteurized milk or milk product flowing in a counter current direction on the opposite sides of thin stainless steel surfaces.~~

~~3. The raw milk or milk product, still under suction, passes through a positive displacement timing pump that delivers it under pressure through the rest of the HTST pasteurization system.~~

~~4. The raw milk or milk product is pumped through the heater section, where hot water or steam on opposite sides of thin stainless steel surfaces heats the milk or milk product to a temperature of at 72°C (161°F).~~

~~5. The milk or milk product, at pasteurization temperature, and under pressure, flows through the holding tube where it is held for at least fifteen (15) seconds. The maximum velocity of the milk or milk product through the holding tube is governed by the speed of the timing pump, the diameter and length of the holding tube and surface friction.~~

~~6. After passing the sensing bulbs of the indicating thermometer and recorder/controller, the milk or milk product passes into the FDD, which automatically assumes a forward-flow position, if the milk or milk product passes the recorder/controller bulb at the preset cut-in temperature, i.e., 72°C (161°F).~~

- ~~7. Improperly heated milk or milk product flows through the diverted flow line back to the constant level tank.~~
- ~~8. Properly heated milk or milk product flows through the forward flow line to the pasteurized milk or milk product regenerator section where it serves to warm the cold raw milk or milk product and, in turn, is cooled.~~
- ~~9. The warm milk or milk product passes through the cooling section, where coolant, on the sides of thin stainless steel surfaces opposite the pasteurized milk or milk product, reduces its temperature to 4.5°C (40°F) and below.~~
- ~~10. The cold pasteurized milk or milk product then passes to a storage tank or vat to await packaging.~~

~~**HTST PASTEURIZERS EMPLOYING MILK OR MILK PRODUCT TO MILK OR MILK PRODUCT REGENERATORS WITH BOTH SIDES CLOSED TO THE ATMOSPHERE**~~

~~Item 16p(C), Section 7 of this Ordinance establishes standards for regenerators. These standards insure that the raw milk or milk product will always be under less pressure than pasteurized milk or milk product in order to prevent contamination of the pasteurized milk or milk product in the event flaws should develop in the metal or joints separating it from the raw milk or milk product. An explanation of regenerator specifications is given below.~~

~~During normal operation, i.e., while the timing pump is operating, raw milk or milk product will be drawn through the regenerator at sub atmospheric pressure. The pasteurized milk or milk product in the milk or milk product to milk or milk product regenerator will be above atmospheric pressure. The required pressure differential will be assured when there is no flow promoting device downstream from the pasteurized milk or milk product side of the regenerator to draw the pasteurized milk or milk product through the regenerator, and the pasteurized milk or milk product downstream from the regenerator rises to at least 30.5 centimeters (12 inches) elevation above the highest raw milk or milk product level downstream from the constant level tank, and is open to the atmosphere at this or a higher elevation, as required in Item 16p(C),~~

~~**ADMINISTRATIVE PROCEDURES #2.**~~

~~During a shutdown, i.e., when the timing pump stops, the raw milk or milk product in the regenerator will be retained under suction, except this suction may be gradually relieved by possible entrance of air drawn through the regenerator plate gaskets from the higher outside atmospheric pressure. With a free draining regenerator, as required under Item 16p(C), ADMINISTRATIVE PROCEDURES #8, the raw milk or milk product level in the regenerator may drop slowly, depending on the tightness of the gaskets, ultimately falling below the level of the plates to the milk or milk product level in the constant level tank. However, under these conditions, as long as any raw milk or milk product remains in the regenerator, it will be at sub-atmospheric pressure.~~

~~During shutdown, the pasteurized milk or milk product in the regenerator is maintained at atmospheric pressure or above by meeting the elevation requirement of Item 16p(C), ADMINISTRATIVE PROCEDURES #2. Pressure greater than atmospheric is maintained when the level of pasteurized milk or milk product is at or above the required elevation and loss of pressure, due to suction, is prevented by prohibiting a downstream pump.~~

~~Any backflow of milk or milk product through the FDD would lower the pasteurized milk or milk product level, during pump shutdowns, thus tending to reduce the pressure on the pasteurized milk or milk product side of the regenerator. A FDD cannot be relied upon to~~

~~prevent backflow in such instances, because during the first few minutes following a pump shutdown, the milk or milk product is still at a sufficiently high temperature to keep the FDD in the forward flow position. Compliance with the provisions of Item 16p(C), ADMINISTRATIVE PROCEDURES #2 and #3; however, will insure a proper pressure differential in the regenerator.~~

~~At the beginning of a run, from the time raw milk or milk product or water is drawn through the regenerator, until the pasteurized milk or milk product or water has risen to the elevation specified in Item 16p(C), ADMINISTRATIVE PROCEDURES #2, the pasteurized milk or milk product side of the regenerator is at atmospheric pressure or higher. Even if the timing pump should stop during this period, the pressure on the pasteurized milk or milk product side of the regenerator will be greater than the sub-atmospheric pressure on the raw milk or milk product side. This will be assured by compliance with Item 16p(C), ADMINISTRATIVE PROCEDURES #2 and #3, as long as any raw milk or milk product remains in the regenerator. When a raw milk or milk product booster pump is incorporated into the HTST pasteurization system, Item 16p(C), ADMINISTRATIVE PROCEDURES #5 requires, in part, that automatic means shall be provided to assure, at all times, the required pressure differential between raw and pasteurized milk or milk product in the regenerator, before the booster pump can operate.~~

~~THE USE OF SEPARATORS WITHIN HTST SYSTEMS~~

~~Separators in HTST pasteurization systems shall be installed and operated in such a manner that they will not adversely affect the regenerator pressures, create a negative pressure on the FDD during operation or cause milk or milk product flow through the holding tube during times when such flow would compromise a required public health safe guard.~~

- ~~1. A separator may be located between the outlet of a raw regenerator and the timing pump or between raw regenerator sections if the separator is automatically valved out of the system, and separator stuffing pump(s) are de-energized, when:~~
 - ~~a. The timing pump is not in operation; or~~
 - ~~b. A dual stem FDD is in the inspect position; or~~
 - ~~c. In a system with a dual stem FDD, in which the separator is located between sections of a raw regenerator, during the first ten (10) minutes of a required ten (10) minute time delay in CIP mode and during any period of diverted flow; or~~
 - ~~d. The pressures in any raw regenerator sections, located after the separator, are out of compliance with the pressure requirements of this Ordinance.~~

~~**NOTE:** The second section of a split raw regenerator shall automatically drain freely to the constant level tank or to the floor in the event of a shut down.~~

- ~~2. A separator may not be located between the timing pump and the FDD.~~
- ~~3. A separator may be located on the pasteurized side of the FDD if:~~
 - ~~a. A properly installed atmospheric break is located between the FDD and the inlet of the separator;~~
 - ~~b. All milk or milk product rises to at least 30.5 centimeters (12 inches) higher than the highest raw milk or milk product in the system and is open to the atmosphere at some point between the outlet of the separator and the inlet of any pasteurized side regenerator;~~

- ~~c. All milk or milk product rises to at least 30.5 centimeters (12 inches) higher than the highest raw milk or milk product in the system and is open to the atmosphere at some point between the outlet of any pasteurized side regenerator and the inlet of a separator; and~~
- ~~d. The separator is automatically valved out of the system, and the separator stuffing pump is de-energized:

 - ~~(1) When a dual stem FDD is in the first ten (10) minutes of a required ten (10) minute delay in CIP mode;~~
 - ~~(2) When the FDD is diverted in product or inspect mode;~~
 - ~~(3) When the timing pump is not in operation; and~~
 - ~~(4) When the temperature is below the required pasteurization temperature and the FDD is not in the fully diverted position.~~~~
- ~~4. The following criteria apply to installations where a separator shall be valved out:

 - ~~a. A valve shall be located to isolate the product supply line from the separator;~~
 - ~~b. A valve shall be located to prevent all flow exiting the separator from being returned to the pasteurization system downstream of the separator; and~~
 - ~~c. The valves are required to move in order to accomplish the two (2) criteria listed above and shall move to the valved-out position, and any separator stuffing pumps shall be de-energized, upon loss of air or power.~~~~
- ~~5. The following criteria applies to installations where a separator is located on the raw side of a HTST system and a cream or skim balance tank(s) is not being utilized for the collection of either the cream or skim that exits the HTST system:

 - ~~a. A fail-safe (spring to close upon loss of air or power), block and bleed valve or valve arrangement shall be installed on the cream or skim line downstream from the separator and prior to any pump(s) or cream or skim storage tank(s), and shall be at least 30.5 centimeters (12 inches) below the required opening to the atmosphere on the pasteurized side of the HTST regenerator. This fail-safe valve or valve arrangement shall be closed whenever the separator is required to be automatically valved out of the system and the separator stuffer pump is de-energized.~~
 - ~~b. If a computer or programmable controller is used to provide any of these required functions, it shall comply with the applicable Section(s) of Appendix H., VI of this Ordinance.~~
 - ~~c. If not installed in compliance with a. and b. above, the height of the cream or skim storage tank shall be considered when determining the highest raw product in the HTST system.~~~~

~~THE USE OF LIQUID INGREDIENT INJECTION WITHIN HTST SYSTEMS~~

~~Milk or milk product flavoring slurries, condensed milk or milk products, and cream or skim for standardization and similar ingredients may be injected at a point after the last regenerator and before the timing pump, if all of the following conditions are met:~~

- ~~1. The slurry injection valve(s) is (are) closed and the slurry pump is de-energized:

 - ~~a. When the FDD is in the "Inspect" mode;~~
 - ~~b. When the timing pump is not in operation; and~~
 - ~~c. When the temperature is below the required minimum legal pasteurization temperature and the FDD is not in the fully diverted position.~~~~

NOTE: ~~The slurry pump may remain energized provided:~~

- ~~1. A spring to close and air to open blocking valve is located between the slurry injection pump and the slurry injection valve(s) described in 2 below.~~
- ~~2. All valves shall be inter wired to assure they fully isolate the slurry pump from the pasteurization system when the FDD is not in the forward flow position or whenever any flow promoting device(s), which is (are) upstream of the FDD and (are) capable of generating flow through the FDD, is (are) not in operation.~~
- ~~2. The slurry injection valve(s) is (are) of the fail safe type, spring to close and air to open, and are "block and bleed" design with a full port open to the atmosphere between the HTST isolation seat and the slurry pump when slurry is not being injected.~~
- ~~3. The slurry piping between the slurry pump and the injection point may rise to a height that is higher than the overflow level of the slurry supply tank(s) but is at least 30.5 centimeters (12 inches) lower than the required opening to the atmosphere on the pasteurized side.~~
- ~~4. The slurry supply tank has an overflow that is at least twice the diameter of the largest inlet pipe, or all inlet pipes are disconnected and the openings capped during operation of the slurry pump.~~
- ~~5. There is a check valve in the flow stream of the milk or milk product line from the last regenerator, typically after the separator, upstream of the injection point valve.~~
- ~~6. For a milk or milk product flavoring slurry that contains milk and/or milk products the tanks and/or vessels used to blend and hold the slurry shall be completely emptied and cleaned after each four (4) hours of operation or less, unless the slurry is stored at a temperature of 7°C (45°F) or less, or at a temperature of 66°C (150°F) or greater and maintained thereat until the time of injection.~~
- ~~7. If computers or programmable controllers are used to provide any of these required functions, they shall meet the applicable portion of Appendix H., VI of this Ordinance.~~
- ~~8. Appropriate test procedures shall be provided to evaluate the required inter wiring and function.~~

NOTE:

- ~~1. This Section describes one (1) method that has been reviewed and accepted for this purpose. It does not preclude other methods that may be reviewed and found acceptable.~~
- ~~2. In order to help assure compliance with Section 2 Adulteration of this Ordinance, a Regulatory Agency may require that the milk plant close the slurry valve and de-energize the slurry pump during times when the system is recycling milk or milk product, such as in recycle mode, diverted flow, or the first ten (10) minutes of the CIP cycle. If a computer is used to accomplish this, it does not need to meet Appendix H., VI of this Ordinance.~~

PRESSURE RELIEF VALVES LOCATED DOWNSTREAM FROM THE HOLDING TUBE WITHIN HTST PASTEURIZATION SYSTEMS

~~The pressures in the pasteurized side of the regenerator shall be protected from falling within 6.9 kPa (1 psi) of the pressures in the raw side of the regenerator at all times, including during shut down. A pressure relief valve on the pasteurized side of the FDD will meet this criterion if the~~

~~pressure relief valve is fail-safe. A leaking pressure relief valve can cause an unacceptable loss of pressure in the pasteurized side of the regenerator during a shut down and is considered a violation of Item 16p(C) of this Ordinance. Any leakage from this pressure relief valve shall be readily visible. This may be accomplished by opening the pressure relief valve vent directly to the floor or by providing sanitary piping from the pressure relief valve vent to the constant level tank. If the latter option is utilized, the piping shall be properly sloped to assure drainage to the constant level tank and shall be provided with a properly located and installed sight glass.~~

~~POSITION DETECTION DEVICES~~

~~Where the position detectability of FDDs and valve seats is required this may be accomplished by mechanical or electronic means, such as mechanical limit switches (micro switches) or electronic proximity switches. These switches shall be capable of providing an electrical signal when the valve seat is in the fully closed position, provided further that the position detection capability is fully testable.~~

~~Position detection devices (PDDs) shall be repeatable and capable of detecting valve seat movement of less than 3.18 mm (1/8 (0.125) of an inch) at all times.~~

~~MAGNETIC FLOW METER BASED TIMING SYSTEMS WITHIN CONTINUOUS FLOW PASTEURIZATION SYSTEMS~~

~~Many pasteurization systems use magnetic flow meter based timing systems (MFMBTS). The flow through these timing systems is developed by a combination of flow promoting devices including booster and stuffer pumps, separators and clarifiers, homogenizers and positive displacement pumps.~~

~~Item 16p.(B)2(f), Section 7 of this Ordinance provides for their use, provided they meet the following specifications for design, installation and use.~~

~~Components:~~ ~~Magnetic flow meter based timing systems shall consist of the following components:~~

~~1. A magnetic flow meter which has been reviewed by FDA or one (1) which meets the following criteria for accuracy and reliability:~~

- ~~a. Self diagnostic circuitry that provides constant monitoring of all sensing, input and conditioning circuits. The diagnostic circuitry shall be capable of detecting "open" circuits, "short" circuits, poor connections and faulty components. Upon the detection of a failure of any component, the magnetic flow meter read-out shall blank or become unreadable.~~
- ~~b. The electro-magnetic compatibility of the magnetic flow meter shall be documented and available to the Regulatory Agency. The magnetic flow meter shall be tested to determine the effects of electrostatic discharge, power fluctuation, conductive emission and susceptibility, and radiative emission and susceptibility.~~
- ~~c. The effect of exposure to specific environmental conditions shall be documented. The magnetic flow meter shall be tested to determine the effects of low and high temperatures, thermal shock, humidity, physical shock and salt fog.~~
- ~~d. The magnetic flow meter converter or transmitter and flow sensor, for those magnetic flow meters in which flow sensor sealing is required, shall be constructed so that they can be sealed by the Regulatory Agency.~~

~~e. The calibration of the magnetic flow meter shall be protected against unauthorized changes.~~

~~f. The magnetic flow meter shall be protected against unauthorized converter or transmitter replacement. If flow tubes are replaced, the Regulatory Agency shall be notified and such replacement shall be regarded as a replacement of the magnetic flow meter and subject to Regulatory Agency inspection and all applicable tests under Appendix I. of this Ordinance.~~

~~g. The flow tube shall be encased in appropriate material and constructed in such a manner that the final assembly complies with the conditions cited within Item 11p of this Ordinance.~~

~~**Calibration:** The calibration shall be based on multiple points for the entire range of the magnetic flow meter for MFMBTS application. The magnetic flow meter shall be tested against a traceable National Institute of Standards and Technology (NIST) standard. The procedure(s) used for the magnetic flow meter calibration is documented and available to the Regulatory Agency.~~

~~**Accuracy:** At mid range, six (6) consecutive flow measurements are taken at the same flow setting. From these six (6) measurements, the standard deviation is calculated. The standard deviation for these measurements shall be less than 0.5%. Compliance of the magnetic flow meter would be determined through the actual installation field testing of the magnetic flow meter.~~

~~2. Suitable converters for conversion of electric and/or air signals to the proper mode for the operation of the system.~~

~~3. A suitable flow recorder capable of recording flow at the flow alarm set point and also at least 19 liters (5 gallons) per minute higher than the flow alarm setting. The flow recorder shall have an event pen that shall indicate the status of the flow alarm with respect to flow rate.~~

~~4. A flow alarm, with an adjustable set point, shall be installed within the system which shall automatically cause the FDD to be moved to the divert position whenever excessive flow rate causes the milk or milk product holding time to be less than the legal holding time for the pasteurization process being used. The flow alarm shall be tested by the Regulatory Agency in accordance with the procedures of Appendix I, Test 11, 2.A and B of this Ordinance at the frequency specified. The flow alarm adjustment shall be sealed.~~

~~**NOTE:** Test 11, 2.A is not applicable to HHST pasteurization systems.~~

~~5. A low flow or loss of signal alarm shall be installed with the system, which shall automatically cause the FDD to be moved to the divert position whenever there is a low flow or loss of signal from the magnetic flow meter. The low flow or loss of signal provision shall be tested by the Regulatory Agency in accordance with Appendix I, Test 11, 2.C of this Ordinance at the frequency specified. The low flow or loss of signal provision shall be sealed.~~

~~6. For HTST systems, when the legal flow rate has been reestablished, following an excessive flow rate, a time delay shall be instituted, which shall prevent the FDD from assuming the forward flow position for at least a minimum of fifteen (15) or twenty five (25) seconds depending upon the product being pasteurized and the temperature being utilized. The time delay shall be tested and sealed by the Regulatory Agency.~~

~~For HHST systems, when the legal holding time has been reestablished, following an excessive flow rate, a time delay at least as long as the legal flow rate shall be instituted, which shall prevent the FDD from assuming the forward flow position until at least the legal holding time within the holding tube has been reestablished. This time delay shall be built into the sequence~~

~~logic that requires all conditions for legal pasteurization to be satisfied and that legal pasteurization temperature exists from the holding tube to the FDD, before the FDD can assume the forward flow position.~~

~~7. For HTST systems, a sanitary check valve or normally closed automatically controlled sanitary valve shall be installed with the magnetic flow meter to prevent a positive pressure in the raw milk or milk product side of the regenerator whenever a power failure, shutdown or flow diversion occurs.~~

~~**NOTE:** This provision is not applicable to HHST pasteurization systems.~~

~~8. For HTST systems, when a regenerator is used with large systems, it will be necessary to bypass the regenerator during start-up and when the FDD is in the diverted flow position. Care shall be taken in the design of such bypass systems to assure that a dead end does not exist. A dead end could allow milk or milk product to remain at ambient temperature for long periods of time and allow bacterial growth in the milk or milk product. Caution shall also be observed with such bypass systems and any valves used in them so that raw milk or milk product will not be trapped, under pressure in the raw regenerator plates, and not have free drainage back to the constant level tank when shutdown occurs.~~

~~**NOTE:** This provision is not applicable to HHST pasteurization systems.~~

~~9. When switching to the "CIP" position, the FDD shall move to the divert position and shall remain in the diverted flow position for at least ten (10) minutes, regardless of temperature, and for HTST pasteurization systems the booster pump cannot run during this ten (10) minute time delay.~~

~~10. All MFMBTS pasteurization systems shall be designed, installed and operated so that all applicable tests required by Section 7, Item 16p(D) of this Ordinance can be performed by the Regulatory Agency, at the frequency specified. (Refer to Appendix I.) Where adjustment or changes can be made to these devices or controls, appropriate seals shall be applied by the Regulatory Agency after testing, so that changes cannot be made without detection.~~

~~11. Except for those requirements directly related to the physical presence of the timing pump, all other requirements of the most recent edition of this Ordinance are applicable.~~

~~**Placement of Components:** Individual components in a MFMBTS shall comply with the following placement conditions:~~

~~1. The timing system's flow promoting device(s) shall be located upstream from the magnetic flow meter.~~

~~2. The magnetic flow meter shall be placed after the last raw product regenerator outlet and upstream of the holding tube. There shall be no intervening flow promoting components between the magnetic flow meter and the holding tube.~~

~~3. For HTST pasteurization systems, when a sanitary check valve or normally closed automatically controlled sanitary valve, as described in #7 above, is used with a variable or constant speed flow promoting device, it shall be located downstream of the last regenerator outlet and upstream of the holding tube.~~

~~**NOTE:** This provision is not applicable to HHST pasteurization systems.~~

- ~~4. All flow promoting devices, which are upstream of the FDD and which are capable of generating flow through the FDD, shall be properly interwired with the FDD so that they may run and produce flow through the system at sub-legal temperatures, only when the FDD is in the fully diverted position and in "Product" run mode, or "CIP" mode after the ten (10) minute time delay has timed out. Such flow promoting devices shall be de-energized in "Inspect" mode. Separators or clarifiers that continue to run, after they are de-energized shall be automatically valved out of the system, with fail-safe valves, so that they are incapable of producing flow.~~
- ~~5. There shall not be any product entering or leaving the pasteurization system, i.e., cream or skim milk from a separator or other product components, between the magnetic flow meter and the holding tube.~~
- ~~6. The magnetic flow meter shall be so installed that the milk or milk product has contact with both electrodes at all times when there is flow through the system. This is most easily accomplished by mounting the flow tube of the magnetic flow meter in a vertical position with the direction of flow from the bottom to the top. However, horizontal mounting is acceptable when other precautions are taken to assure that both electrodes are in contact with the product and the horizontal line shall remain full of liquid during operation. Magnetic flow meters shall not be mounted on a horizontal line that may be only partially full and thereby trap air.~~
- ~~7. The magnetic flow meter shall be piped in such a manner that at least ten (10) pipe diameters of straight pipe exists, upstream and downstream from the center of the magnetic flow meter, before any elbow or change of direction takes place. Except that other piping configurations upstream and downstream of the magnetic flow meter may also be used if they have been reviewed and found acceptable to FDA and the Regulatory Agency.~~

~~THE USE OF VACUUM BREAKERS ON HTST SYSTEMS~~


~~Vacuum breakers are often used on HTST pasteurization systems to help maintain proper pressure relationships in milk-to-milk regenerator sections, or to prevent a negative pressure between the FDD and any downstream flow promoting device. The use of vacuum breakers on HTST pasteurization systems is allowed provided the following conditions are met:~~

- ~~1. Vacuum breakers shall open to the atmosphere when subject to a negative pressure.~~
- ~~2. The pasteurized milk and milk product, between its outlet from the regenerator and the nearest point downstream open to the atmosphere, shall rise to a vertical elevation of 30.5 centimeters (12 inches) above the highest raw milk or milk product level, downstream from the constant-level tank, and shall be open to the atmosphere at this or a higher elevation.~~

~~Spring-to-close vacuum breakers are not allowed.~~

~~HTST AND HHST FLOW DIAGRAMS~~

LINE LEGEND

RAW PRODUCT	
PASTEURIZED PRODUCT	
HEAT EXCHANGE MEDIA	
ELECTRICAL SIGNAL	

~~LEGEND~~

~~ABBREVIATIONS:~~

~~AUX STL~~ = ~~AUXILIARY SAFETY THERMAL~~
~~LIMIT RECORDER~~

~~AUX TE~~ = ~~AUXILIARY TEMPERATURE ELEMENT~~

~~CLT~~ = ~~CONSTANT-LEVEL TANK~~

~~CMR~~ = ~~COOLING MEDIA RETURN~~

~~CMS~~ = ~~COOLING MEDIA SUPPLY~~

~~CTRL~~ = ~~CONTROLLER~~

~~DPLI~~ = ~~DIFFERENTIAL PRESSURE LIMIT~~
~~INSTRUMENT~~

~~DRT~~ = ~~DIGITAL REFERENCE THERMOMETER~~

~~FC~~ = ~~FAIL CLOSED (INTERWIRED WITH FLOW~~
~~DIVERSION DEVICE)~~

~~FRC~~ = ~~FLOW RECORDER/CONTROLLER~~

~~HMR~~ = ~~HEATING MEDIA RETURN~~

~~HMS~~ = ~~HEATING MEDIA SUPPLY~~

~~MBTS~~ = ~~METER-BASED TIMING SYSTEM~~

~~P~~ = ~~PASTEURIZED~~

~~PC~~ = ~~PRESSURE CONTROLLER~~

~~PLI~~ = ~~PRESSURE LIMIT INSTRUMENT~~

~~PT~~ = ~~PRESSURE TRANSMITTER~~

~~R~~ = ~~RAW~~

~~RBPC~~ = ~~REGENERATOR BACK PRESSURE~~
~~CONTROLLER~~

~~RC~~ = ~~RATIO CONTROLLER~~

~~RDPS~~ = ~~REGENERATOR DIFFERENTIAL~~
~~PRESSURE SWITCH~~

~~STLR~~ = ~~SAFETY THERMAL LIMIT~~
~~RECORDER/CONTROLLER~~

~~T~~ = ~~THROTTLING (MODULATING) VALVE~~

~~TC~~ = ~~TEMPERATURE CONTROLLER~~

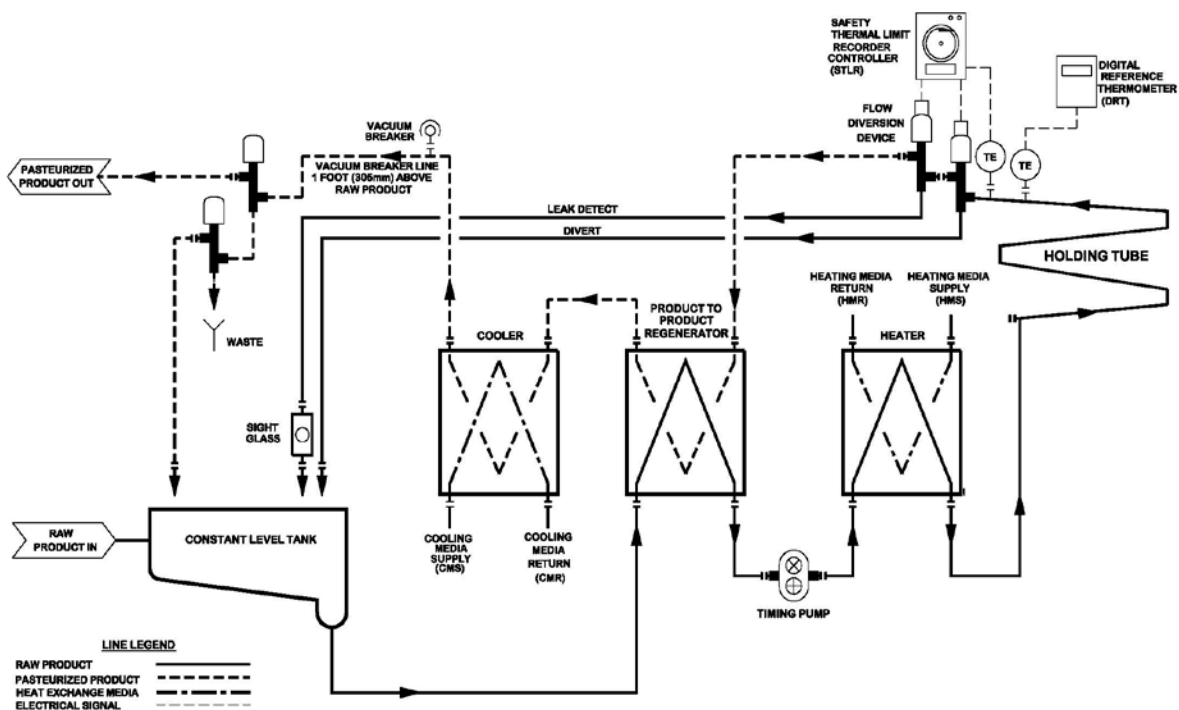


Figure 31. HTST Pasteurizer with a Positive Displacement Rotary Timing Pump

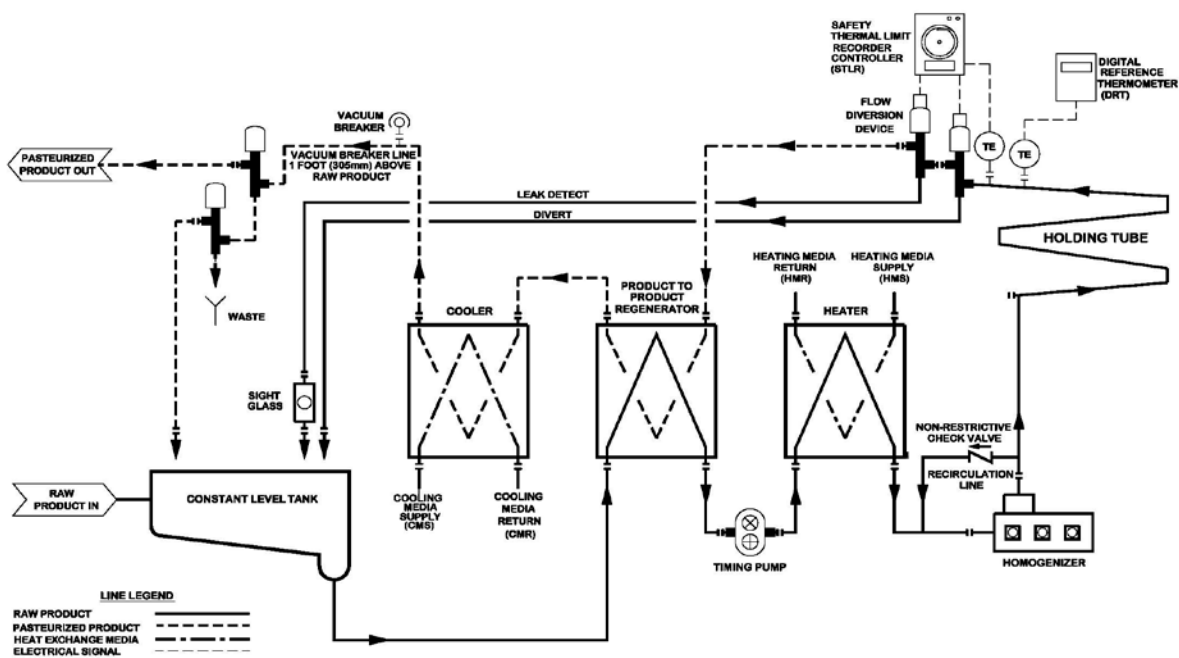


Figure 32. HTST Pasteurizer with a Homogenizer Located at the Outlet of the Heater Section and of a Larger Capacity than the Timing Pump

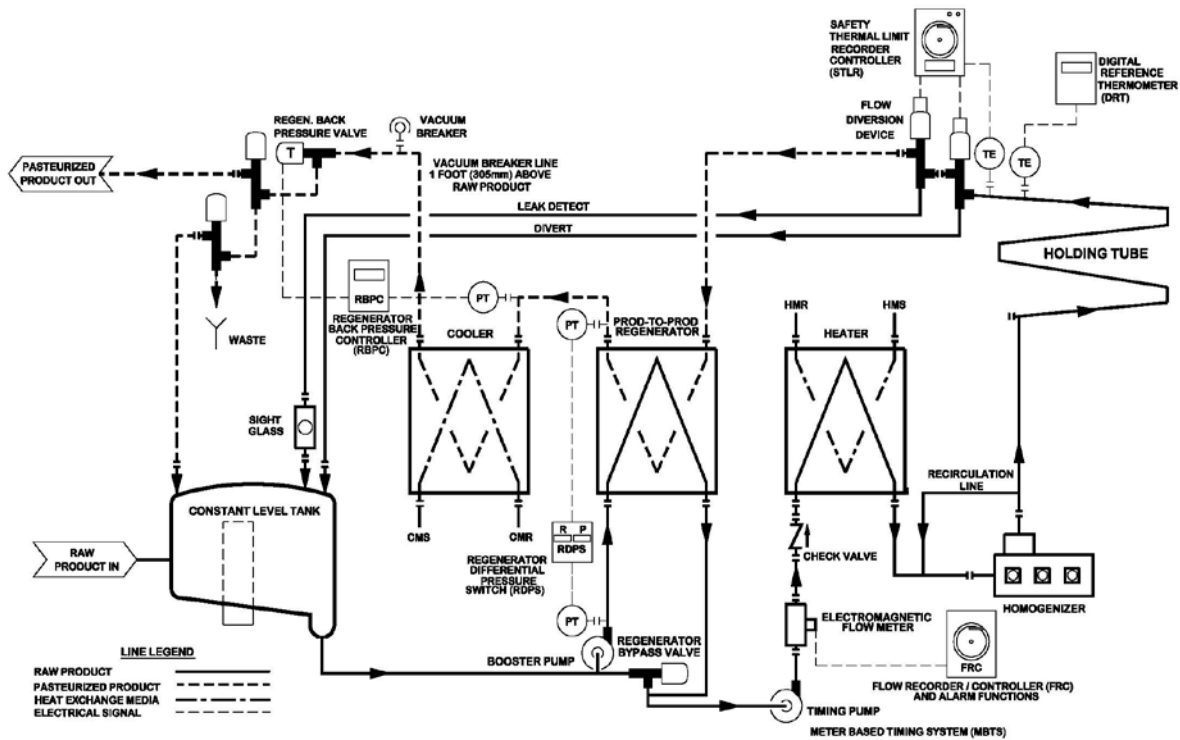


Figure 33. HTST Pasteurizer with a Booster Pump, Meter Based Timing System and a Homogenizer with a Bypass Line

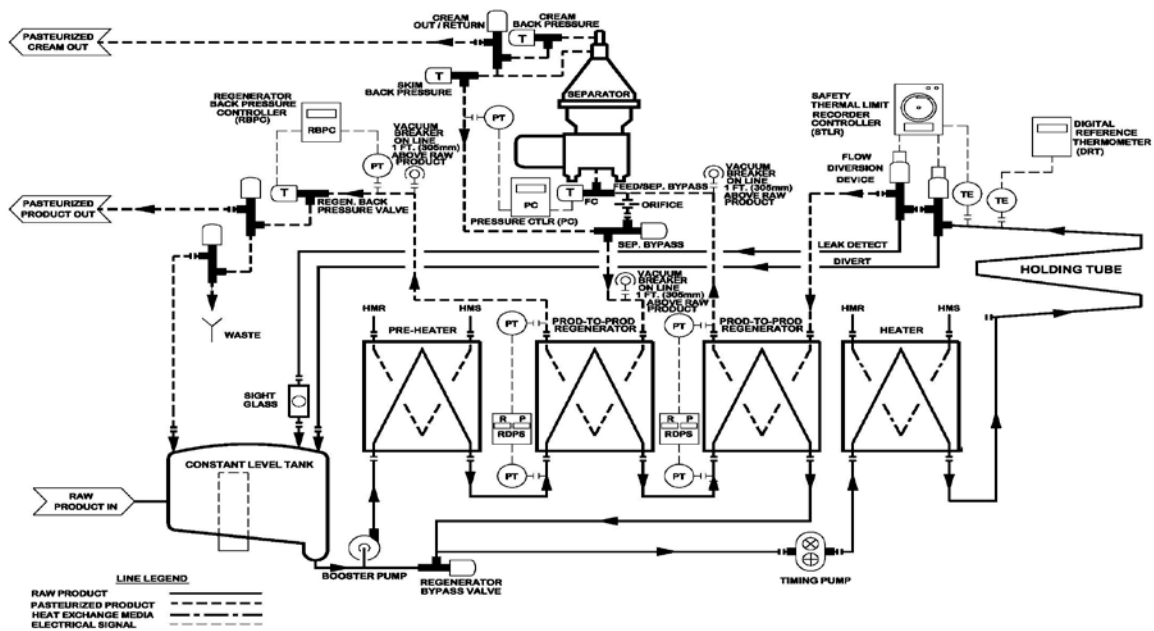
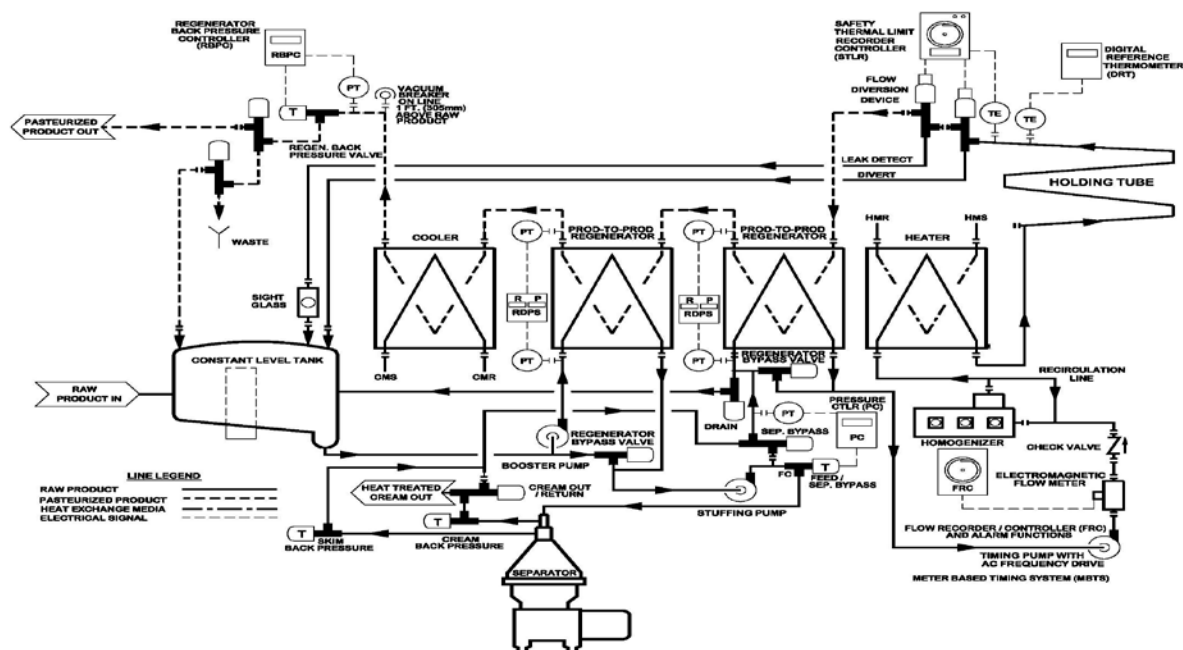
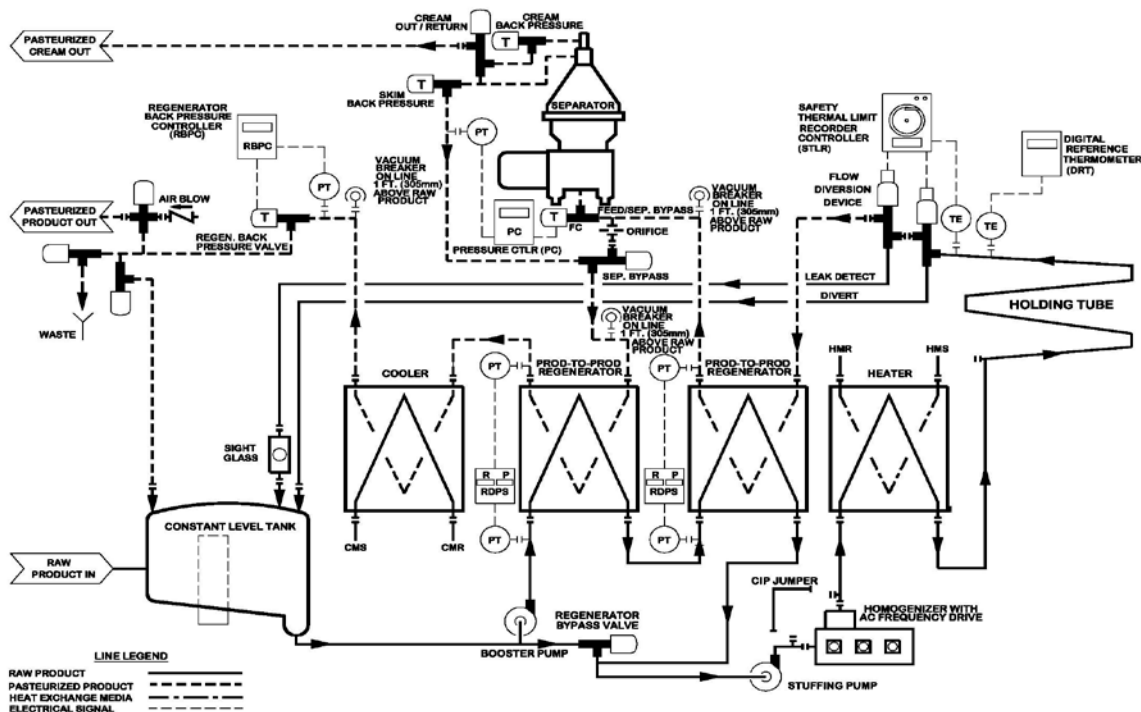


Figure 34. HTST Pasteurizer with a Booster Pump, Timing Pump and a CIP Type Separator Located Between Two Pasteurized Product Regenerators with a Pre-Heater



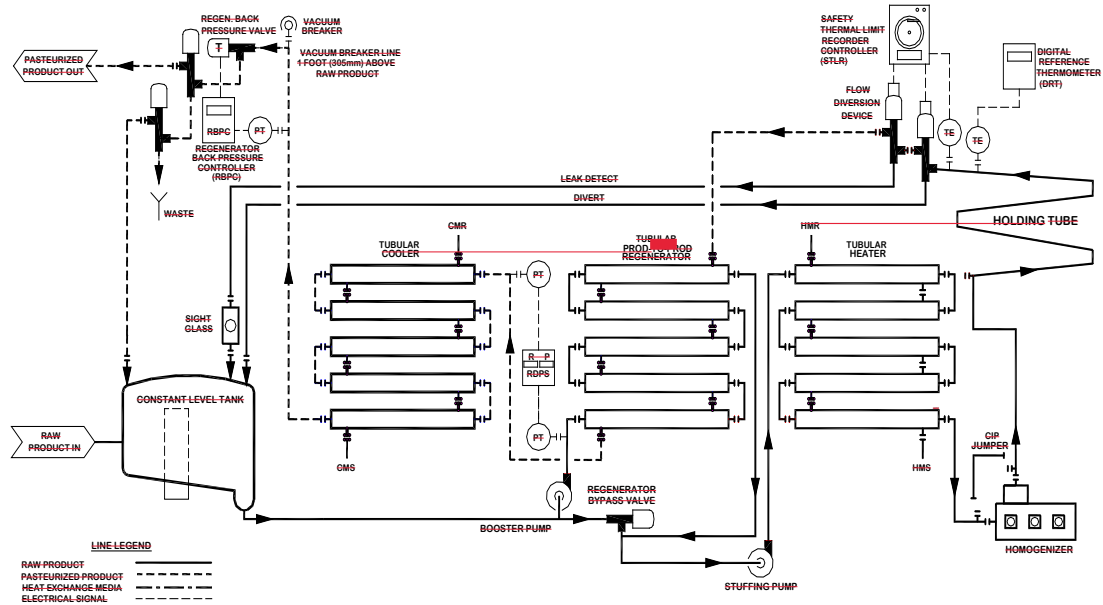


Figure 37. HTST Pasteurizer Utilizing Tubular Type Heat Exchangers and a Homogenizer as the Timing Pump

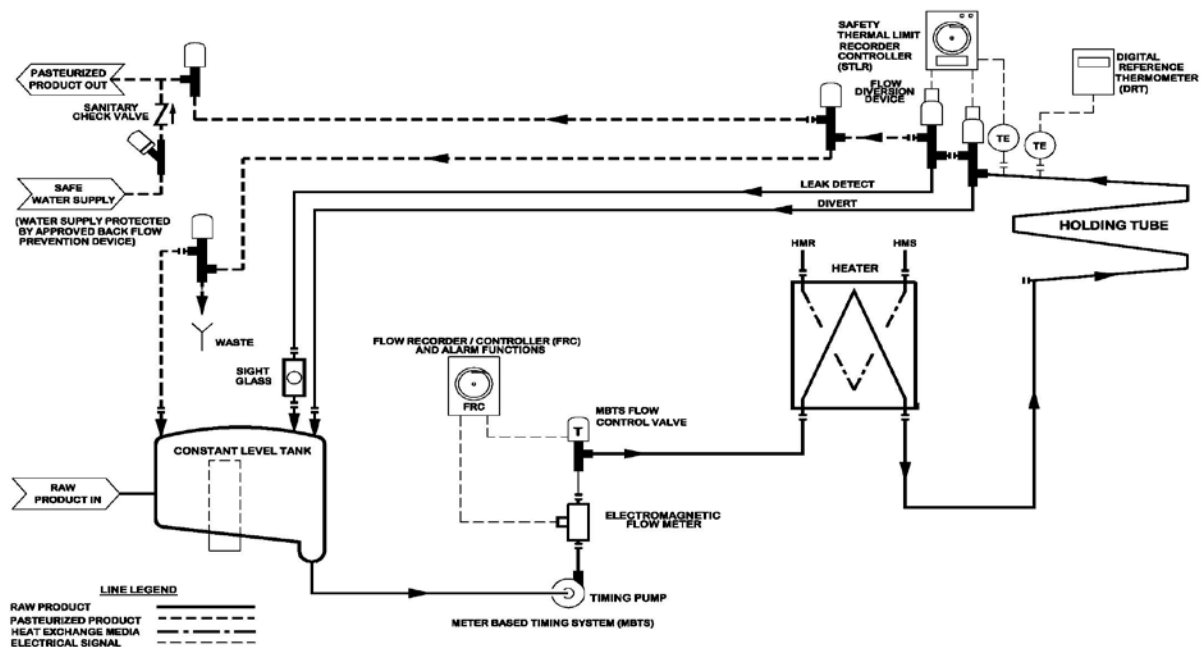


Figure 38. HTST Pasteurizer, without a Regenerator or Cooler Section, with a Meter Based Timing System Located Upstream from an Evaporator

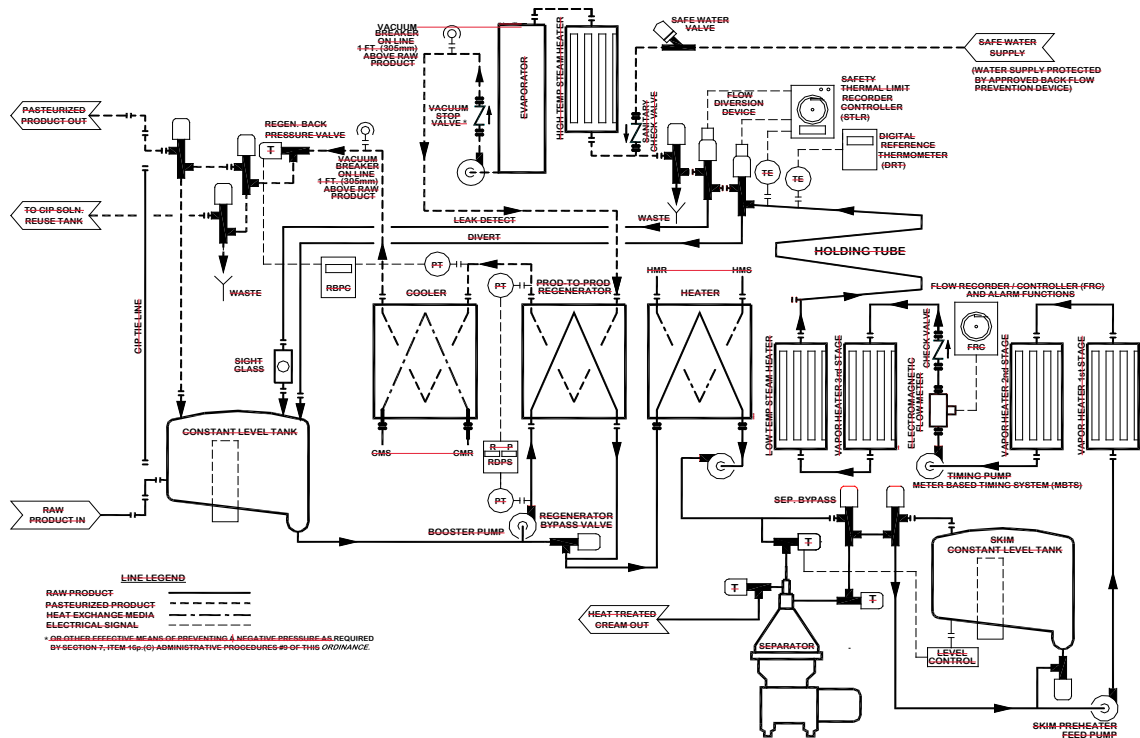


Figure 39. HTST Pasteurizer with a Regenerator, Separator, Skim Surge Tank and a Meter Based Timing System Located Upstream from an Evaporator Pump

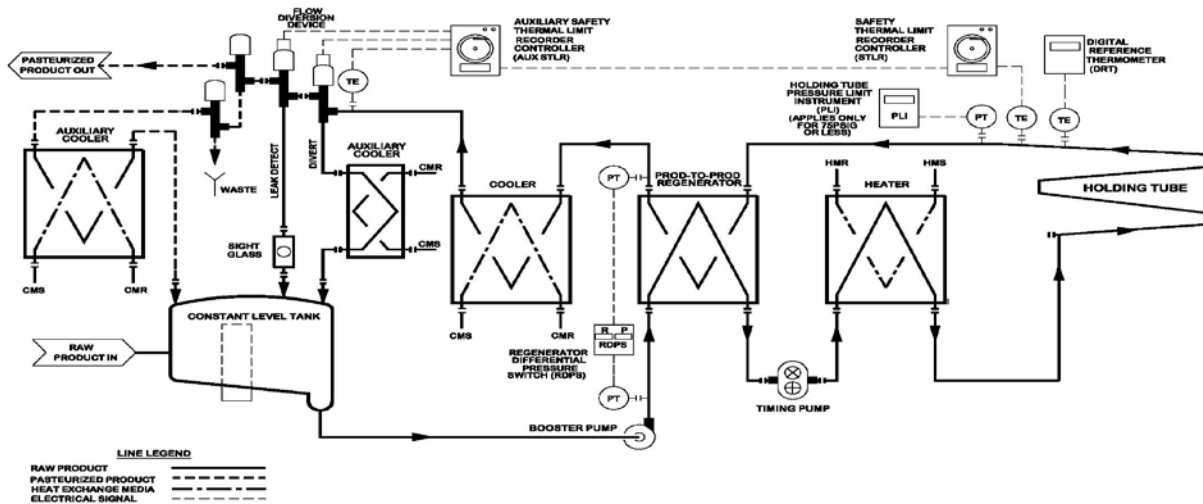


Figure 40. HHST Pasteurizer with a Flow-Diversion Device Located Downstream of the Cooling Section

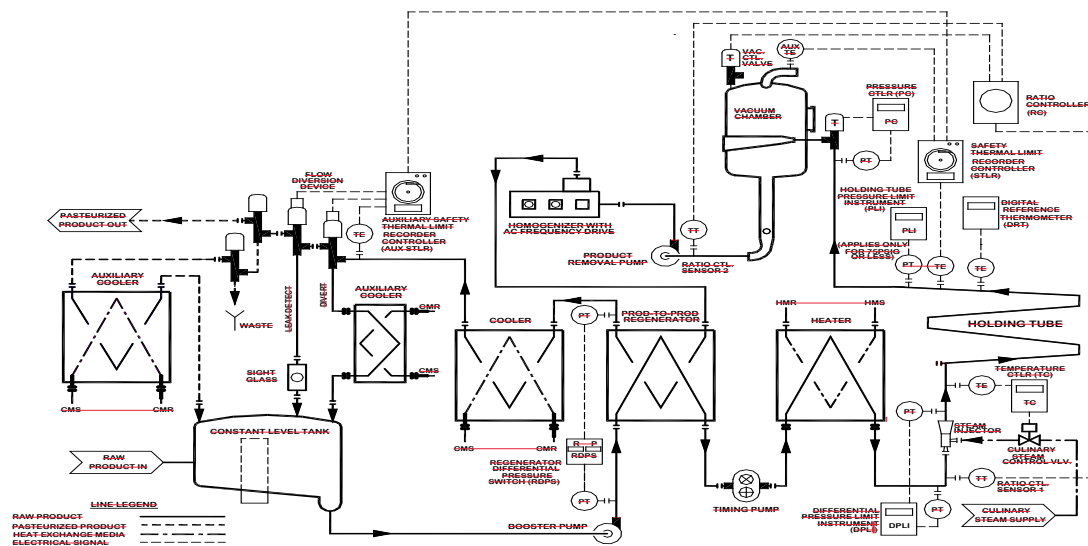


Figure 41. HHST Pasteurizer Utilizing Steam Injection Heating, Vacuum Flash Cooling and a Flow-Diversion Device Located Downstream of the Cooler Section Pump

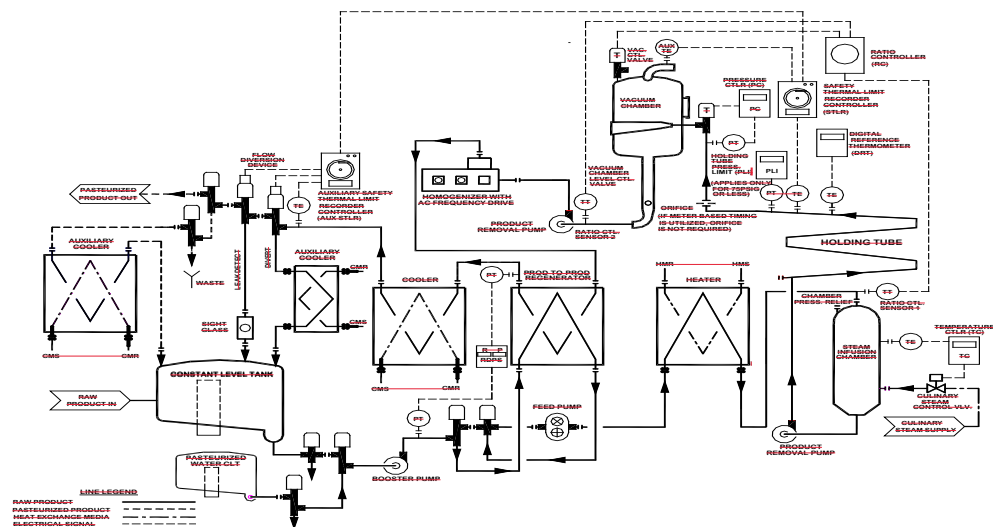


Figure 42. HHST Pasteurizer Utilizing Direct Culinary Steam Infusion and Vacuum Flash Cooling with a Homogenizer Located Downstream

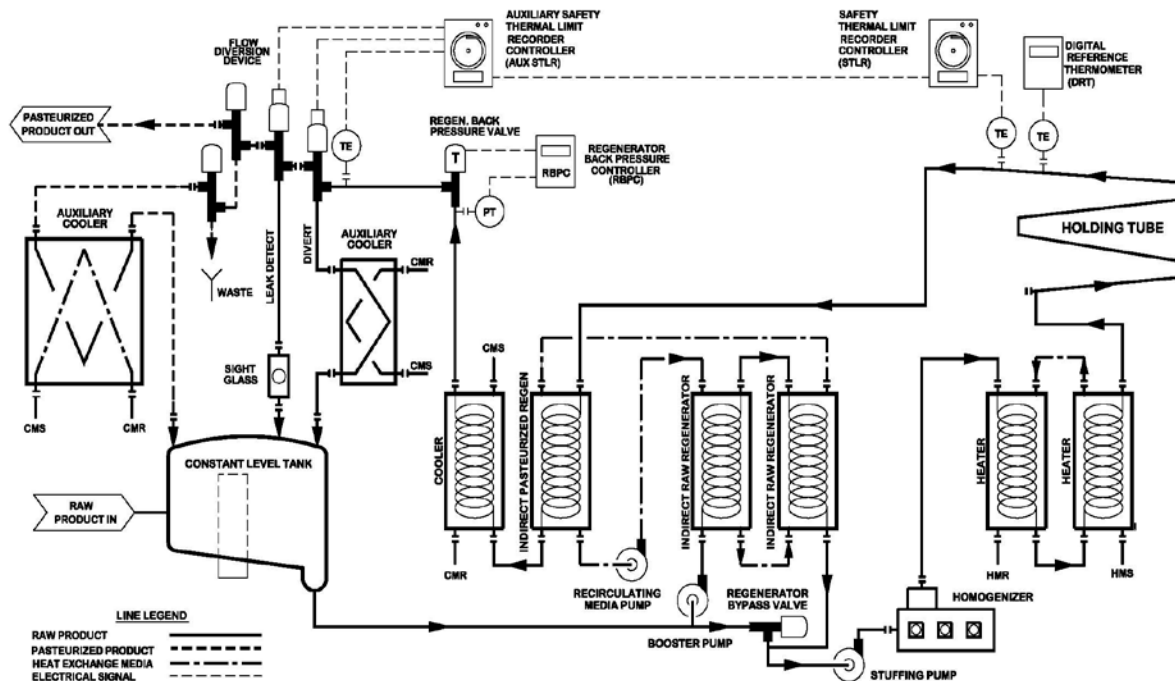


Figure 43. HHST Pasteurizer with a Homogenizer as the Timing Pump and Utilizing a Spiral Tubular Heat Exchanger with Indirect Regeneration

H. AIR FOR DRYING EQUIPMENT AND AIR UNDER PRESSURE - DIRECT CONTACT WITH MILK AND MILK PRODUCTS AND MILK PRODUCT CONTACT SURFACES

AIR FOR DRYING EQUIPMENT

Filter Media: Intake air filter media shall consist of fiberglass with a downstream backing dense enough to prevent fiberglass break off from passing through, cotton flannel, wool flannel, spun metal, activated carbon, activated alumina, non woven fabric, absorbent cotton fiber, electrostatic, or other suitable materials which, under conditions of intended use, are non-toxic and non-shedding and which do not release toxic volatiles or other contaminants to the air, or volatiles which impart any flavor or odor to the milk or milk product. Chemical bonding materials contained in the media shall be non-toxic, non-volatile and insoluble under all conditions of use. Disposable media are not intended to be cleaned and re-used. Electronic air cleaners using electrostatic precipitation principles to collect particulate matter may be used in spray drying systems only as a pre-filter.

Filter Performance: The air supply system and/or ducting shall be such that the air supply is caused to pass through suitable air filters, properly installed, before coming in contact with milk product contact surfaces of the drying system. Supply air filters for air, which will be heated before it comes in contact with the milk or milk product, shall be of a design, selected to operate at a face velocity, and installed in a manner which will allow the filter manufacturer's rating to be

~~90 percent (90%) or higher, when tested in accordance with the American Society of Heating, Refrigerating and Air Conditioning Engineers (ASHRAE) Synthetic Dust Arrestance test.¹ Supply air filters for air, which will not be heated before it comes in contact with the milk or milk product, shall be of a design, selected to operate at a face velocity, and installed in a manner which will allow the filter manufacturer's rating to be 85 percent (85%) or higher when tested in accordance with the ASHRAE Atmospheric Dust Spot Method.¹~~

~~AIR UNDER PRESSURE – MILK PRODUCT CONTACT SURFACES~~

~~**Filter Media:** Air intake and pipeline filters shall consist of fiberglass with a downstream backing dense enough to prevent fiberglass break off from passing through, cotton flannel, wool flannel, spun metal, electrostatic material or other equally acceptable filtering media, which are non-shedding and which do not release to the air, toxic volatiles or volatiles which may impart any flavor or odor to the milk or milk product.~~

~~**Filter Performance:** Intake air filter efficiency shall be at least 98% SAE J726², June 1987³ using Air Cleaner (AC) coarse test dust. Final filter efficiency shall be at least 99% as measured by the Dioctylphthalate Fog Method (DOP) test (with a mean particle diameter of 0.3 microns).⁴ When commercially sterile air is required, the final filter efficiency shall be at least 99.99% as measured by the DOP test.~~

~~FABRICATION AND INSTALLATION~~

~~**Air Supply Equipment:** The compressing equipment shall be designed to preclude contamination of the air with lubricant vapors and fumes. Oil free air may be produced by one (1) of the following methods or their equivalent:~~

- ~~a. Use of a carbon ring piston compressor;~~
- ~~b. Use of oil lubricated compressor with effective provision for removal of any oil vapor by cooling the compressed air; or~~
- ~~c. Water-lubricated or non-lubricated blowers.~~

~~The air supply shall be taken from a clean space or from relatively clean outer air and shall pass through a filter upstream from the compressing equipment. This filter shall be located and constructed so that it is easily accessible for examination and the filter media are easily removable for cleaning or replacing. The filter shall be protected from weather, drainage, water, product spillage and physical damage.~~

¹ ~~The method of making these tests will be found in the following reference: *Method of Testing Air Cleaning Devices, ASHRAE Standard 52*. Available from The American Society of Heating, Refrigerating and Air Conditioning Engineers.~~

² ~~Dill, R.S., A Test Method for Air Filters. Transactions of the American Society of Heating and Ventilation Engineers. 44:379, 1938. Society of Automotive Engineers, 400 Commonwealth Drive, Warrendale, PA 15096-0001 (412) 776-4841.~~

³ ~~DOP Smoke Penetration and Air Resistance of Filters. Military Standard No. 282. Section 102.91. Naval Supply Depot. 5801 Tabor Avenue, Philadelphia, Pennsylvania 19120.~~

⁴ ~~MIL-STD-282 Military Standard 282: Method 102.9.1: Dioctylphthalate Fog Method (DOP). Standardization, Document Order Desk (Department of Navy), 700 Robinson Avenue, Building 4, Section D, Philadelphia, PA 1911-5094.~~

Moisture Removal Equipment: Air under pressure systems in excess of one (1) bar, i.e., 103.5 kPa (15psi), shall be provided with methods of moisture removal. The removal of moisture may be achieved by condensation and coalescing filtration or absorption, or equivalent, to prevent free water in the system. If it is necessary to cool the compressed air, an after cooler shall be installed between the compressor and the air storage tank for the purpose of removing moisture from the compressed air.

Filters and Moisture Traps: Filters shall be constructed so as to assure effective passage of air through the filter media only. The coalescing filter and associated traps shall be located in the air pipeline downstream from the compressing equipment, and from the air tank, if one is used. The filter shall be readily accessible for examination, cleaning, and for replacing the filter media. The moisture trap shall be equipped with a petcock or other means for draining accumulated water. (Refer to Figures 44, 45 and 48.)

When coalescing filters are used, a means shall be provided to measure the differential pressure across the filter. The differential pressure device is required to indicate the need for filter media replacement.

All coalescing filter housings shall be provided with a means of removing the condensed liquid from the filtration device. This can be accomplished by an automatic or manual drain installed on the base of the filter housing.

The final filter media shall be disposable. The filter media shall be located in the air line upstream from, and as close as possible to, the point of application. (Refer to Figures 44, 45 and 48.) Except that a final filter shall not be required where the compressing equipment is of a fan or blower type and operating at a pressure of less than one (1) bar, i.e., 103.5 kPa (15psi). (Refer to Figures 46 and 47.)

Electronic air cleaners utilizing electrostatic precipitation principles to collect particulate matter may be used.

Disposable filter media shall not be cleaned and reused.

Air Piping: The air piping from the compressing equipment to the filter and moisture trap shall be readily drainable.

A milk or milk product check valve of sanitary design shall be installed in the air piping, downstream from the disposable media filter, to prevent backflow of milk or milk product into the air pipeline, except that a check valve shall not be required if the air piping enters the milk or milk product zone from a point higher than the milk or milk product overflow level, which is open to the atmosphere, or is for dry product applications, or for other dry application where liquids are not present.

When a check valve is not required, plastic or rubber or rubber like tubing and suitable compatible fittings and connections made of plastic or stainless steel may be used between the final filter and the point of application.

Air distribution piping and fittings after the final filter shall be of corrosion resistant materials.

Air distribution piping, fittings and gaskets between the discharge of the sanitary check valve to the processing equipment shall be sanitary piping that conforms to the requirements of Item 10p, Section 7 of this *Ordinance*, except that:

When air under pressure is directed at product contact surfaces of containers, closures and supplementary fitments, the air passage from the final filter to the point of application shall be made of a non toxic, relatively nonabsorbent material. In this application, check valves are not required. The final filter shall be located as close as practical to the point of application. (Refer to Figure 48.)

~~When used for air agitation, tubing used to introduce air into the product and/or product zone shall be sanitary piping that conforms to the requirements of Item 10p, Section 7 of this Ordinance. There shall be no threads on product contact surfaces. When drilled or perforated pipe is used, internal drilling burrs shall be removed and the orifices shall be chamfered on the outer surface of the pipe. If the volume of the air from the compressing equipment is in excess of that required for satisfactory agitation, suitable means shall be employed to eliminate the excess volume.~~

~~**NOTE:** For additional details, refer to the 3 A Accepted Practices for Supplying Air Under Pressure in Contact with Milk, Milk Products and Product Contact Surfaces 604 ## and 3 A Accepted Practices for Spray Drying Systems 607 ##.~~

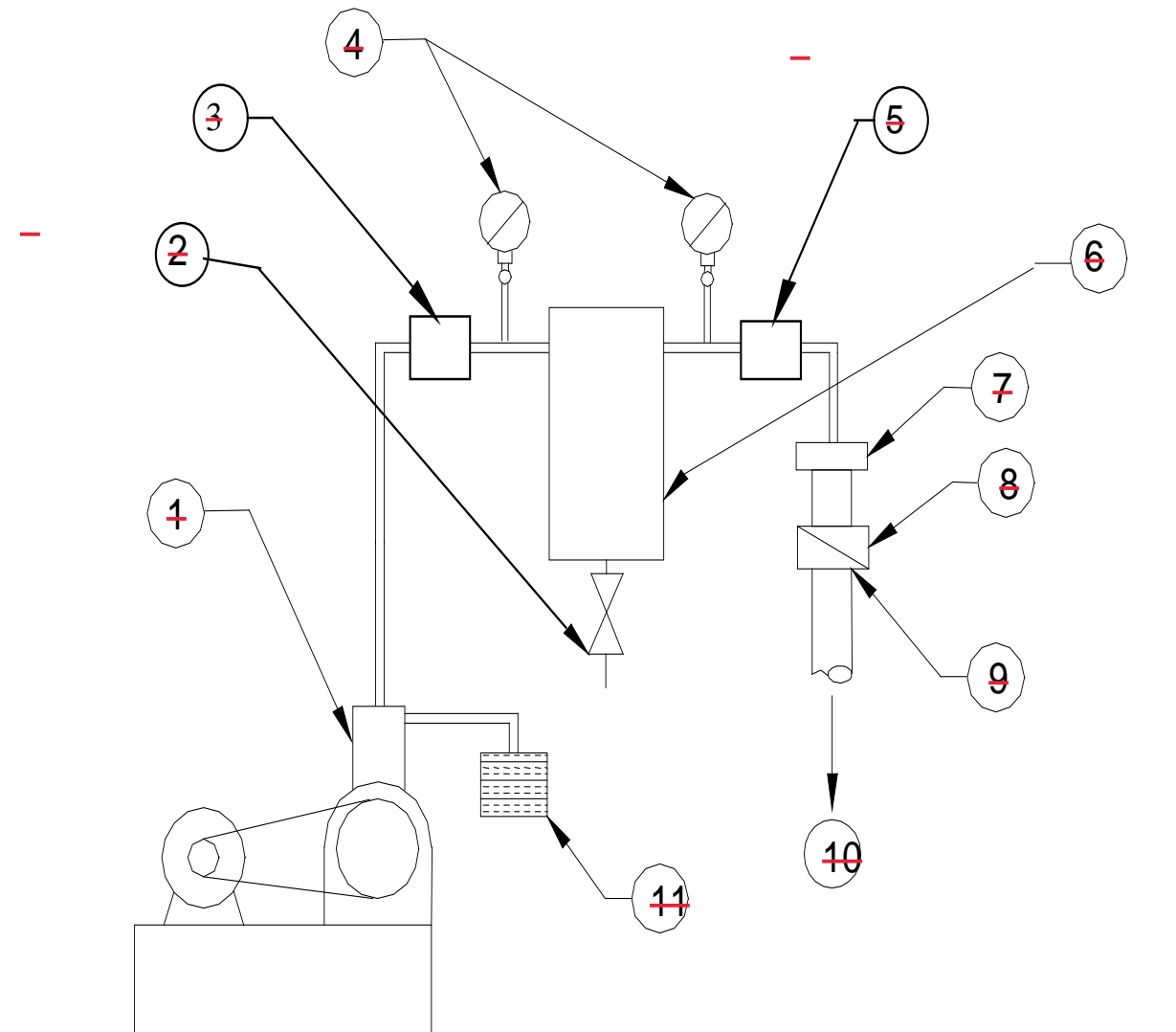
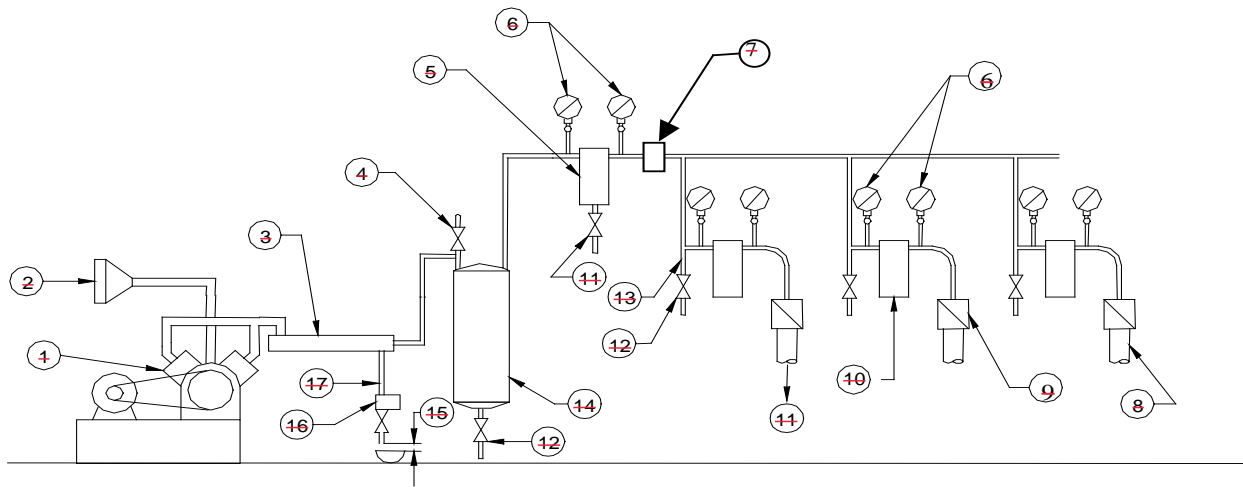


Figure 44. Individual Compression Type Air Supply

- | | |
|--|---|
| 1. Compressing Equipment | 7. Final Filter |
| 2. Drain Valve | 8. Product Contact Valve (Where Required) |
| 3. After-cooler (When Used) | 9. Sanitary Piping Downstream From This Point |
| 4. Pressure Gauge (Optional) | 10. To Point of Application |
| 5. Dryer (When Used) | 11. Intake Air Filter |
| 6. Air Pipe Line Coalescing Filter and Moisture Trap | |



~~Figure 45. Central Compression-Type Air Supply~~

- | | |
|---|--|
| 1. Compressing Equipment | 10. Final Filter |
| 2. Intake Air Filter | 11. To Point of Application |
| 3. After cooler | 12. Drain Valve |
| 4. Sanitary Relief Valve | 13. Moisture Leg or Trap |
| 5. Air Pipe Line Coalescing Filter and Moisture Trap | 14. Air Storage Tank |
| 6. Pressure Gauge (Optional) | 15. Air Gap |
| 7. Dryer (When Used) | 16. Trap and Drain Valve |
| 8. Sanitary Piping Downstream From This Point | 17. Condensate Pipe |
| 9. Product Check Valve (Where Required) | |

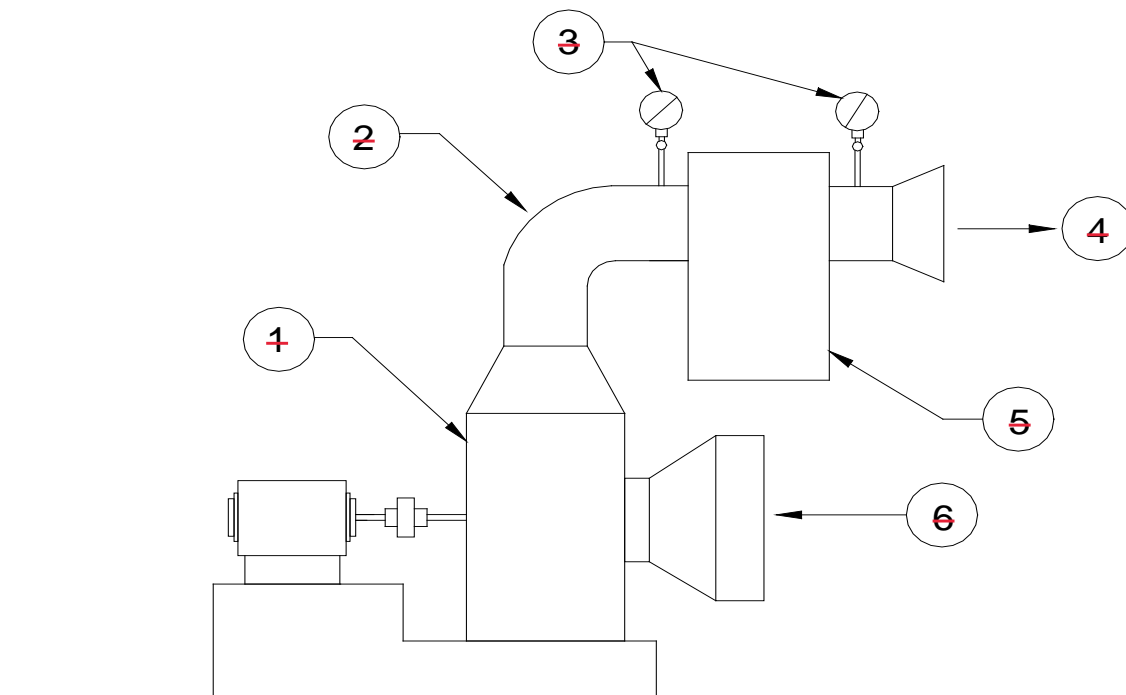


Figure 46. Individual Blower Type Air Supply

- | | |
|---|-----------------------------|
| 1. Blower or Fan, 34.5-103.5 kPa (5-15 psi) | 4. To Point of Application |
| 2. Air Line or Duct | 5. Final Filter (When Used) |
| 3. Pressure Gauge (When Used) | 6. Intake Air Filter |

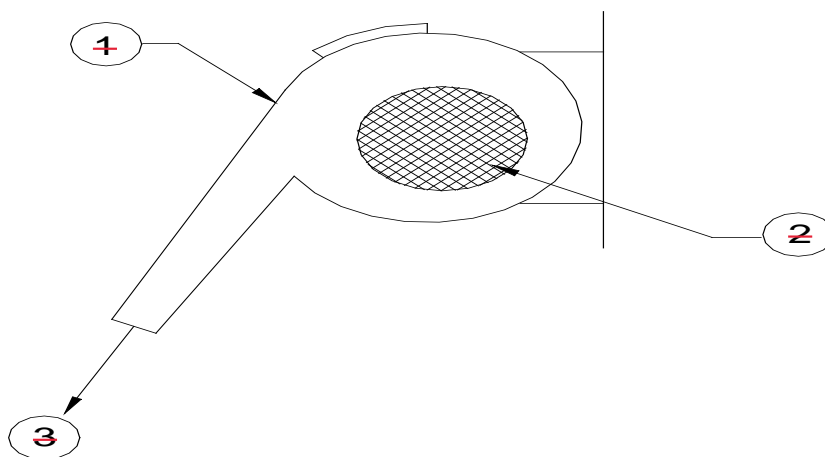
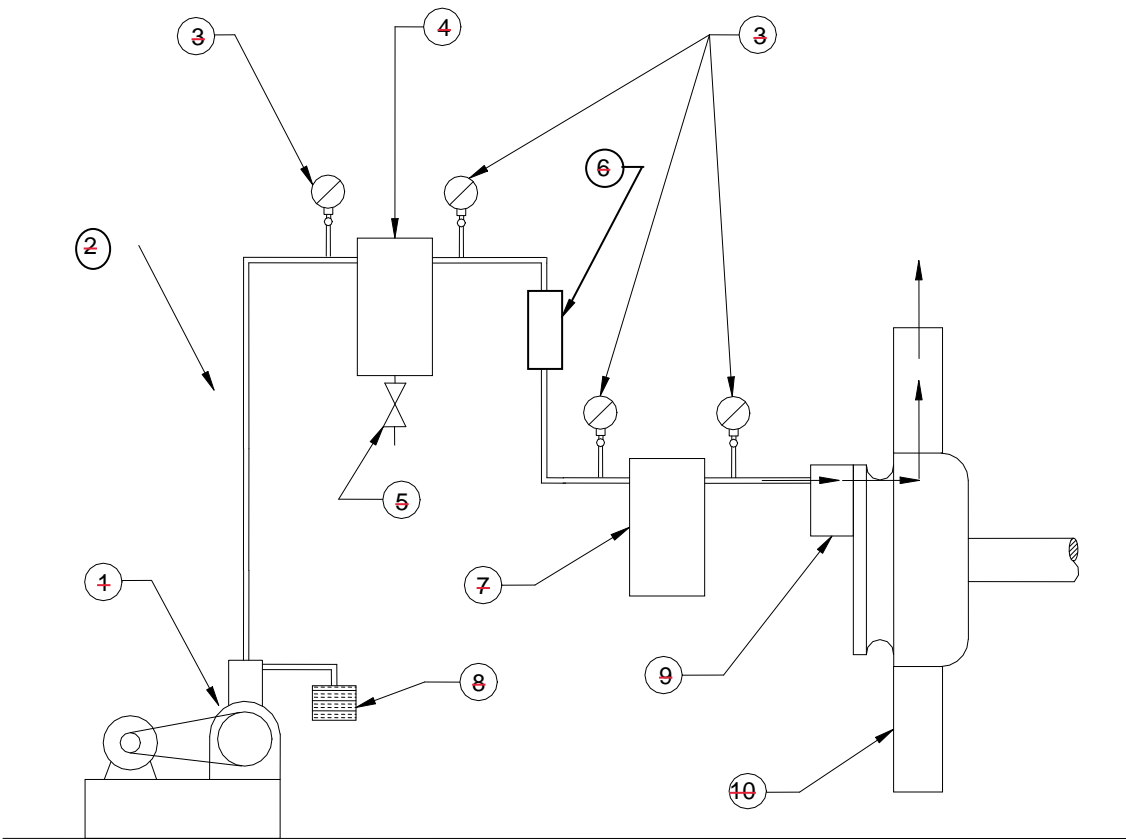


Figure 47. Individual Fan Type Air Supply

- | |
|--|
| 1. Blower or Fan, Below 34.5 kPa (5 psi) |
| 2. Intake Air Filter |
| 3. To Point of Application |



~~Figure 48. Rotating Mandrel Assembly~~

- | | |
|--|--|
| 1. Compressing Equipment | 6. Dryer (When Used) |
| 2. After cooler (When Used) | 7. Final Filter |
| 3. Pressure Gauge (When Used) | 8. Intake Air Filter |
| 4. Air Pipeline Coalescing Filter and Moisture Trap | 9. Fixed Air Passage |
| 5. Drain Valve | 10. Rotating Mandrel Assembly |

~~III. CULINARY STEAM MILK AND MILK PRODUCTS~~

~~The following methods and procedures will provide steam of culinary quality for use in the processing of milk and milk products.~~

~~SOURCE OF BOILER FEED WATER~~

~~Potable water or water supplies, acceptable to the Regulatory Agency, shall be used.~~

~~FEED WATER TREATMENT~~

~~Feed water may be treated, if necessary, for proper boiler care and operation. Boiler feed water treatment and control shall be under the supervision of trained personnel or a firm specializing in industrial water conditioning. Such personnel shall be informed that the steam is to be used for culinary purposes. Pretreatment of feed waters for boilers or steam generating systems to reduce water hardness, before entering the boiler or steam generator by ion exchange or other acceptable procedures, is preferable to the addition of conditioning compounds to boiler waters. Only compounds complying with 21 CFR 173.310 may be used to prevent corrosion and scale in boilers, or to facilitate sludge removal.~~

~~Greater amounts shall not be used of the boiler water treatment compounds than the minimum necessary for controlling boiler scale or other boiler water treatment purposes. No greater amount of steam shall be used for the treatment and/or pasteurization of milk and milk products than necessary.~~

~~It should be noted that tannin, which is also frequently added to boiler water to facilitate sludge removal during boiler blow down, has been reported to give rise to odor problems, and should be used with caution.~~

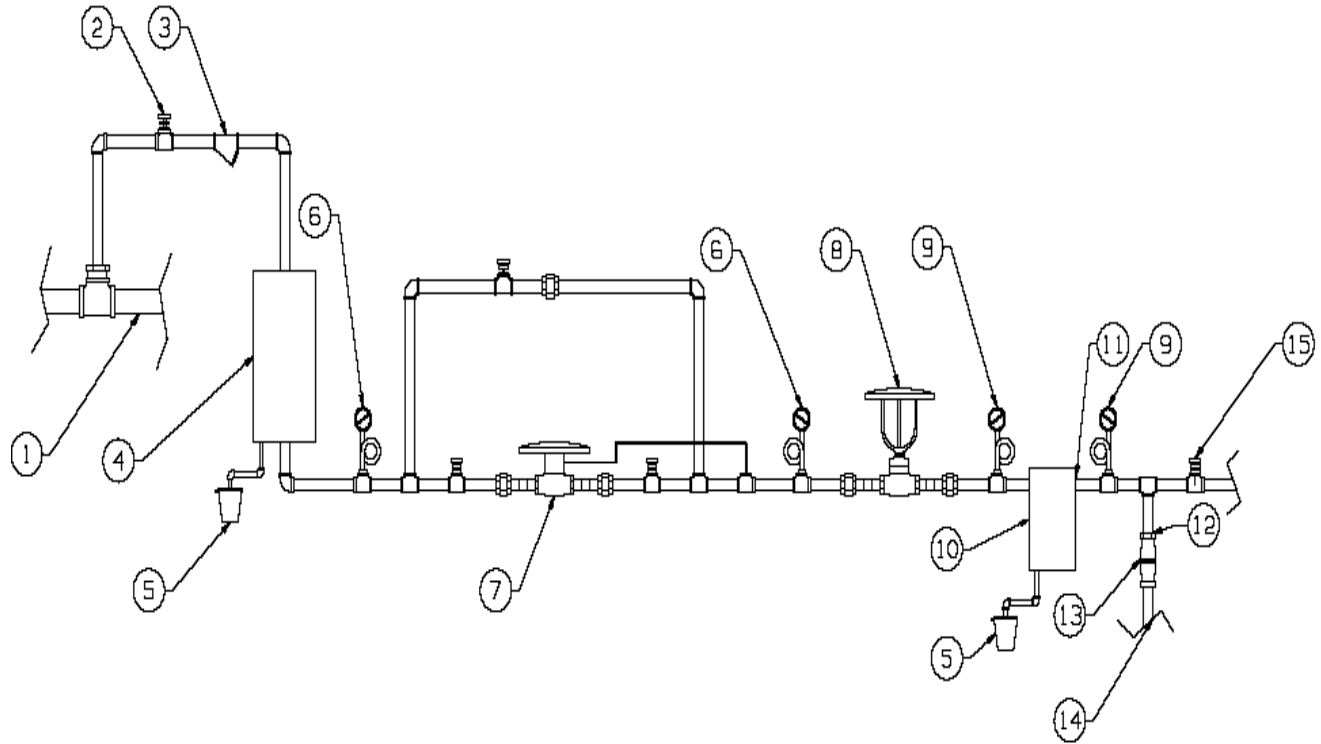
~~Boiler compounds containing cyclohexylamine, morpholine, octadecylamine, diethylamino-ethanol, trisodium nitrilotriacetate, and hydrazine shall not be permitted for use in steam in contact with milk and milk products.~~

~~BOILER OPERATION~~

~~A supply of clean, dry saturated steam is necessary for proper equipment operation. Boilers and steam generation equipment shall be operated in such a manner as to prevent foaming, priming, carryover and excessive entrainment of boiler water into the steam. Carryover of boiler water additives can result in the production of milk or milk product off flavors. Manufacturers' instructions regarding recommended water level and blow down should be consulted and rigorously followed. The blow down of the boiler should be carefully watched, so that an over concentration of the boiler water solids and foaming is avoided. It is recommended that periodic analyses be made of condensate samples. Such samples should be taken from the line between the final steam separating equipment and the point of the introduction of steam into the milk or milk product.~~

~~PIPING ASSEMBLIES~~

~~Refer to Figures 49 and 50 for suggested piping assemblies for steam infusion or injection. Other assemblies that will assure a clean, dry saturated steam are acceptable.~~



~~Figure 49. Culinary Steam Piping Assembly for Steam Infusion or Injection~~

- | | |
|---|--|
| 1. Steam Main
2. Stop Valve
3. Strainer
4.* Entrainment Separator
5.* Condensate Trap
6. Pressure Gauge
7. Steam Pressure Regulating (Reducing) Valve
8. Steam Throttling Valve (Automatic or Manual) or Orifice | 9.* Differential Pressure Measuring Device
10.* Filtering Device
11.* Stainless Steel From This Point
12.* Sanitary Piping and Fittings From This Point
13.* Spring-loaded Sanitary Check Valve
14.* Sanitary Piping To Process Equipment
15.* Sampling Means |
|---|--|

~~* Required Equipment~~

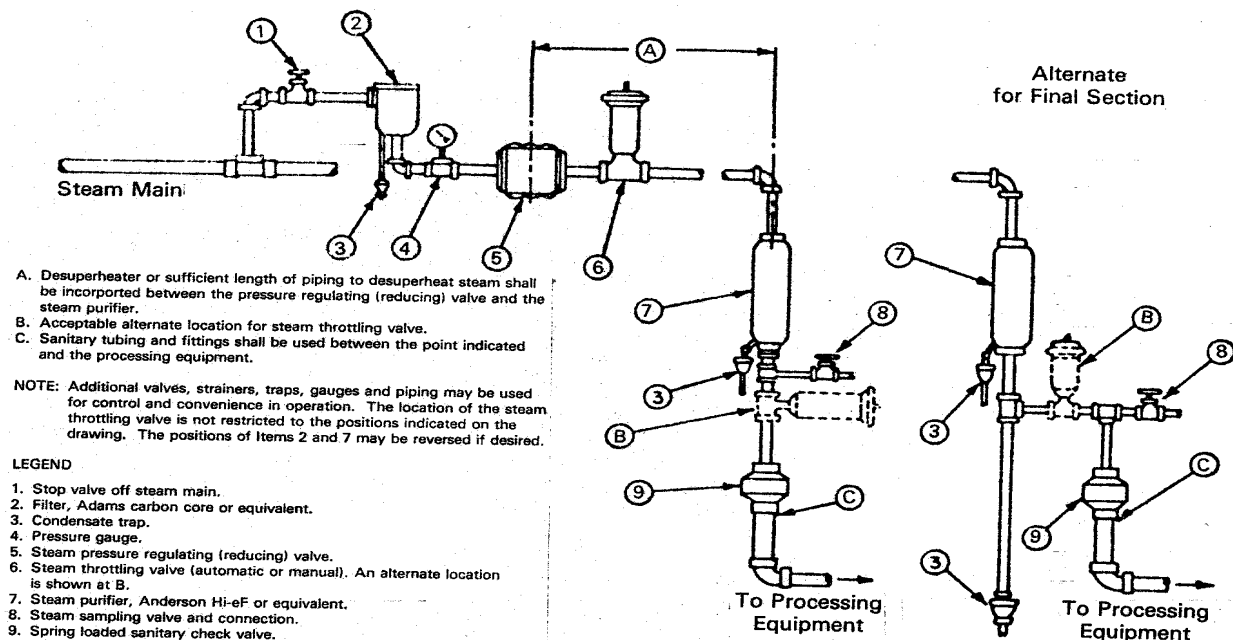


Figure 50. Culinary Steam Piping Assembly for Steam Infusion or Injection (Optional Configuration)

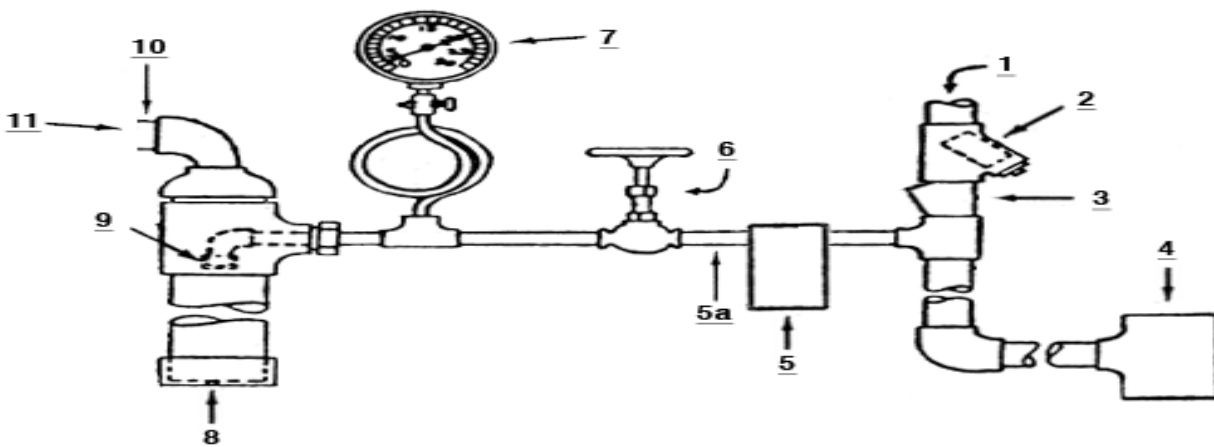


Figure 51. Culinary Steam Piping Assembly for Airspace Heating or Defoaming

- | | |
|--------------------------------------|---|
| 1. Steam Main | 7.* Steam Gauge |
| 2. Strainer | 8.* Cap With Drain Hole |
| 3.* Entrainment Strainer | 9.* Cap With Orifice |
| 4.* Steam Trap | 10.* Sanitary Piping From This Point (Sanitary piping should rise prior to entering the vat pasteurizer.) |
| 5.* Filtering Device | 11.* To Equipment |
| 5a.* Stainless Steel From This Point | |
| 6.* Control Needle Valve | |
| *Required Equipment | |

~~IV. THERMOMETER SPECIFICATIONS~~

~~INDICATING THERMOMETERS FOR BATCH PASTEURIZERS~~

Type:

1. ~~Mercury Actuated Direct Reading:~~

- ~~a. Contained in a corrosion-resistant case, which protects against breakage and permits easy observation of the column and scale.~~
- ~~b. Filling above mercury nitrogen or other suitable gas.~~
- ~~c. The mercury column shall be magnified to an apparent width of not less than 1.6 millimeters (0.0625 of an inch).~~

2. ~~Digital Stand Alone:~~

- ~~a. No more than 0.2°C (0.5°F) drift over three (3) months use on a batch pasteurizer compared to a certified temperature source.~~
- ~~b. Self diagnostic circuitry, which provides constant monitoring of all sensing, input and conditioning circuits. The diagnostic circuitry should be capable of detecting “open” circuits, “short” circuits, poor connections and faulty components. Upon detection of failure of any component, the device shall blank or become unreadable.~~
- ~~c. The electromagnetic compatibility of this device for this use shall be documented and available to the Regulatory Agency. The device shall be tested to determine the effects of electrostatic discharge, power fluctuation, conductive emission and susceptibility, and radiative emission and susceptibility. The device shall comply with the requirements for performance level characteristics of industrial devices.~~
- ~~d. The effect of exposure to specific environmental conditions shall be documented. The device shall be tested to determine the effects of low and high temperatures, thermal shock, humidity, physical shock and salt fog.~~
- ~~e. Both the probe and the display case shall be constructed so that they may be sealed by the Regulatory Agency.~~
- ~~f. Calibration of the device shall be protected against unauthorized changes.~~
- ~~g. The device shall be protected against unauthorized component or sensing element replacement. Replacement of any component or sensing element shall be regarded as a replacement of the indicating thermometer and subject to Regulatory Agency inspection and all application tests under Appendix I. of this Ordinance.~~
- ~~h. The sensing element shall be encased in appropriate material constructed in such a way that the final assembly meets the conditions of Item 11p of this Ordinance.~~
- ~~i. The device shall be tested from the sensing probe through the final output.~~

3. ~~Digital Combination:~~

- ~~a. No more than 0.2°C (0.5°F) drift over three (3) months use on a batch pasteurizer compared to a certified temperature source.~~
- ~~b. Self diagnostic circuitry, which provides constant monitoring of all sensing, input and conditioning circuits. The diagnostic circuitry should be capable of detecting “open” circuits, “short” circuits, poor connections and faulty components. Upon detection of failure of any component, the temperature sensors output signal and indicating display shall go visibly out of range.~~
- ~~c. The electromagnetic compatibility of this device for this use shall be documented and available to the Regulatory Agency. The device shall be tested to determine the effects of~~

~~electrostatic discharge, power fluctuation, conductive emission and susceptibility, and radiative emission and susceptibility. The device shall comply with the requirements for performance level characteristics of industrial devices.~~

~~d. The effect of exposure to specific environmental conditions shall be documented. The device shall be tested to determine the effects of low and high temperatures, thermal shock, humidity, physical shock and salt fog.~~

~~e. Both the probe and the display case shall be constructed so that they may be sealed by the Regulatory Agency.~~

~~f. Calibration of the device shall be protected against unauthorized changes.~~

~~g. The device shall be protected against unauthorized component or sensing element replacement. Replacement of any component or sensing element shall be regarded as a replacement of the indicating thermometer and subject to Regulatory Agency inspection and all application tests under Appendix I. of this Ordinance.~~

~~h. The sensing element shall be encased in appropriate material constructed in such a way that the final assembly meets the conditions of Item 11p of this Ordinance.~~

~~i. The device shall be tested from the sensing probe through the final output.~~

Scale: ~~Shall have a span of not less than fourteen (14) Celsius degrees (twenty-five (25) Fahrenheit degrees), including the pasteurization temperature, $\pm 2.5^{\circ}\text{C}$ ($\pm 5^{\circ}\text{F}$); graduated in 0.5°C (1°F) divisions, with not more than nine (9) Celsius degrees (sixteen (16) Fahrenheit degrees) per 2.54 centimeters (1 inch) of span; and protected against damage at 105°C (220°F). Provided, that on batch pasteurizers used solely for thirty (30) minute pasteurization of milk and milk products at temperatures above 71°C (160°F), indicating thermometers with 1°C (2°F) scale graduations, with not more than six (6) Celsius degrees (twenty-eight (28) Fahrenheit degrees) per 2.54 centimeters (1 inch) of scale, may be used.~~

Accuracy: ~~Within $\pm 0.2^{\circ}\text{C}$ ($\pm 0.5^{\circ}\text{F}$), through the specified scale span. Provided, that on batch pasteurizers used solely for thirty (30) minute pasteurization of milk and milk products at temperatures above 71°C (160°F), indicating thermometers shall be accurate to within $\pm .5^{\circ}\text{C}$ ($\pm 1^{\circ}\text{F}$). (Refer to Appendix I., Test 1.)~~

Submerged Stem Fitting: ~~A pressure-tight seat against the inside wall of the holder; no threads exposed to milk or milk products; and the location of this seat to conform to the 3-A Sanitary Standard for a wall-type fitting or other equivalent sanitary fitting.~~

Bulb: ~~Corning normal or equally suitable thermometric glass.~~

~~INDICATING THERMOMETERS LOCATED ON PASTEURIZATION PIPELINES~~

~~Type:~~

~~1. Mercury Actuated Direct Reading:~~

~~a. Contained in a corrosion-resistant case, which protects against breakage and permits easy observation of the column and scale.~~

~~b. Filling above mercury – nitrogen or other suitable gas.~~

~~c. The mercury column shall be magnified to an apparent width of not less than 1.6 millimeters (0.0625 of an inch).~~

~~2. Digital:~~

~~a. No more than 0.2°C (0.5°F) drift over three (3) months use on a HTST system compared to a certified temperature source.~~

- ~~b. Self diagnostic circuitry, which provides constant monitoring of all sensing, input and conditioning circuits. The diagnostic circuitry should be capable of detecting “open” circuits, “short” circuits, poor connections and faulty components. Upon detection of failure of any component, the device shall blank or become unreadable.~~
- ~~c. The electromagnetic compatibility of this device for this use shall be documented and available to the Regulatory Agency. The device shall be tested to determine the effects of electrostatic discharge, power fluctuation, conductive emission and susceptibility, and radiative emission and susceptibility. The device shall comply with the requirements for performance level characteristics of industrial devices.~~
- ~~d. The effect of exposure to specific environmental conditions shall be documented. The device shall be tested to determine the effects of low and high temperatures, thermal shock, humidity, physical shock and salt fog.~~
- ~~e. Both the probe and the display case shall be constructed so that they may be sealed by the Regulatory Agency.~~
- ~~f. Calibration of the device shall be protected against unauthorized changes.~~
- ~~g. The device shall be protected against unauthorized component or sensing element replacement. Replacement of any component or sensing element shall be regarded as a replacement of the indicating thermometer and subject to Regulatory Agency inspection and all applicable tests under Appendix I. of this Ordinance.~~
- ~~h. The sensing element shall be encased in appropriate material constructed in such a way that the final assembly meets the conditions of Item 11p of this Ordinance.~~
- ~~i. The device shall be tested from the sensing probe through the final output.~~

~~**Scale:** Shall have a span of not less than fourteen (14) Celsius degrees (twenty five (25) Fahrenheit degrees), including the pasteurization temperature, $\pm 2.5^{\circ}\text{C}$ ($\pm 5^{\circ}\text{F}$); and protected against damage at 105°C (220°F), and in the case of thermometers used on HHST pasteurization systems protected against damage at 149°C (300°F). Mercury actuated thermometers shall be graduated in 0.2°C (0.5°F) divisions with not more than four (4) Celsius degrees (eight (8) Fahrenheit degrees) per 2.54 centimeters (1 inch) of scale. The digital thermometer readout shall display in units no greater than of 0.05°C (0.1°F).~~

~~**Accuracy:** Within $\pm 0.2^{\circ}\text{C}$ ($\pm 0.5^{\circ}\text{F}$), throughout the specified scale span. (Refer to Appendix I., Test 1.)~~

~~**Stem Fittings:** A pressure tight seat against the inside wall of the fittings; no threads exposed to milk or milk products. The probe is to be designed so that the sensitive area is discernible from the remainder of the stem. The overall probe length to be such that the sensitive area is positioned in the milk or milk product flow path when properly installed.~~

~~**Thermometric Response:** When the thermometer is at room temperature and then is immersed in a well stirred water bath 11°C (19°F) or less above the pasteurization temperature, the time required for the reading to increase from water bath temperature, minus 11°C (19°F), to water bath temperature, minus 4°C (7°F), shall not exceed four (4) seconds. The digital thermometer displays shall change at a rate that can be noted by the operator or Regulatory Agency during the thermometric lag test. (Refer to Appendix I., Test 7 of this Ordinance.)~~

~~**Bulb:** Corning normal or equally suitable thermometric glass.~~

~~AIRSPACE INDICATING THERMOMETER FOR BATCH PASTEURIZERS~~

Type:

1. ~~Mercury Actuated Direct Reading:~~

- ~~a. Contained in a corrosion-resistant case, which protects against breakage and permits easy observation of the column and scale.~~
- ~~b. The bottom of the bulb chamber shall not be less than 51 millimeters (2 inches) and not more than 89 millimeters (3.5 inches), below the underside of the cover.~~
- ~~c. Filling above mercury nitrogen or other suitable gas.~~
- ~~d. The mercury column shall be magnified to an apparent width of not less than 1.6 millimeters (0.0625 of an inch).~~

2. ~~Digital Stand Alone:~~

- ~~a. No more than 0.2°C (0.5°F) drift over three (3) months use on a batch pasteurizer compared to a certified temperature source.~~
- ~~b. Self diagnostic circuitry, which provides constant monitoring of all sensing, input and conditioning circuits. The diagnostic circuitry should be capable of detecting "open" circuits, "short" circuits, poor connections and faulty components. Upon detection of failure of any component, the device shall blank or become unreadable.~~
- ~~c. The electromagnetic compatibility of this device for this use shall be documented and available to the Regulatory Agency. The device shall be tested to determine the effects of electrostatic discharge, power fluctuation, conductive emission and susceptibility, and radiative emission and susceptibility. The device shall comply with the requirements for performance level characteristics of industrial devices.~~
- ~~d. The effect of exposure to specific environmental conditions shall be documented. The device shall be tested to determine the effects of low and high temperatures, thermal shock, humidity, physical shock and salt fog.~~
- ~~e. Both the probe and the display case shall be constructed so that they may be sealed by the Regulatory Agency.~~
- ~~f. Calibration of the device shall be protected against unauthorized changes.~~
- ~~g. The device shall be protected against unauthorized component or sensing element replacement. Replacement of any component or sensing element shall be regarded as a replacement of the indicating thermometer and subject to Regulatory Agency inspection and all application tests under Appendix I of this *Ordinance*.~~
- ~~h. The sensing element shall be encased in appropriate material constructed in such a way that the final assembly meets the conditions of Item 11p of this *Ordinance*.~~
- ~~i. The device shall be tested from the sensing probe through the final output.~~
- ~~j. The bottom of the bulb chamber is not less than 51 millimeters (2 inches) and not more than 89 millimeters (3.5 inches), below the underside of the cover.~~

3. ~~Digital Combination:~~

- ~~a. No more than 0.2°C (0.5°F) drift over three (3) months use on a batch pasteurizer compared to a certified temperature source.~~
- ~~b. Self diagnostic circuitry, which provides constant monitoring of all sensing, input and conditioning circuits. The diagnostic circuitry should be capable of detecting "open" circuits, "short" circuits, poor connections and faulty components. Upon detection of failure of any component, the temperature sensors output signal and indicating display shall go visibly out of range.~~

- ~~e. The electromagnetic compatibility of this device for this use shall be documented and available to the Regulatory Agency. The device shall be tested to determine the effects of electrostatic discharge, power fluctuation, conductive emission and susceptibility, and radiative emission and susceptibility. The device shall comply with the requirements for performance level characteristics of industrial devices.~~
- ~~d. The effect of exposure to specific environmental conditions shall be documented. The device shall be tested to determine the effects of low and high temperatures, thermal shock, humidity, physical shock and salt fog.~~
- ~~e. Both the probe and the display case shall be constructed so that they may be sealed by the Regulatory Agency.~~
- ~~f. Calibration of the device shall be protected against unauthorized changes.~~
- ~~g. The device shall be protected against unauthorized component or sensing element replacement. Replacement of any component or sensing element shall be regarded as a replacement of the indicating thermometer and subject to Regulatory Agency inspection and all application tests under Appendix I. of this Ordinance.~~
- ~~h. The sensing element shall be encased in appropriate material constructed in such a way that the final assembly meets the conditions of Item 11p of this Ordinance.~~
- ~~i. The device shall be tested from the sensing probe through the final output.~~
- ~~j. The bottom of the bulb chamber is not less than 51 millimeters (2 inches) and not more than 89 millimeters (3.5 inches), below the underside of the cover.~~

~~**Scale:** Shall have a span of not less than fourteen (14) Celsius degrees (twenty five (25) Fahrenheit degrees), including the pasteurization temperature of 66°C (150°F), $\pm 2.5^{\circ}\text{C}$ ($\pm 5^{\circ}\text{F}$); graduated in not more than 1°C (2°F) divisions, with not more than nine (9) Celsius degrees (sixteen (16) Fahrenheit degrees) per 2.54 centimeters (1 inch) of scale; and protected against damage at (105°C) 220°F.~~

~~**Accuracy:** Within $\pm 0.5^{\circ}\text{C}$ ($\pm 1^{\circ}\text{F}$), throughout the specified scale span. (Refer to Appendix I, Test 1 of this Ordinance.)~~

~~**Stem Fittings:** A pressure tight seat or other suitable sanitary fitting with no threads exposed.~~

~~TEMPERATURE-RECORDING DEVICES FOR BATCH PASTEURIZERS~~

~~1. UTILIZING TEMPERATURES LESS THAN 71°C (160°F)~~

~~**Case:** Moisture proof under normal operating conditions in milk plants.~~

~~**Chart Scale:** Shall have a span of not less than eleven (11) Celsius degrees (twenty (20) Fahrenheit degrees), including pasteurization temperature, $\pm 2.5^{\circ}\text{C}$ ($\pm 5^{\circ}\text{F}$); and graduated in temperature scale divisions of 0.5°C (1°F), spaced not less than 1.6 millimeter (0.0625 of an inch) apart between 60°C (140°F) and 69°C (155°F). Provided, that temperature scale divisions of 0.5°C (1°F), spaced not less than 1 millimeter (0.040 of an inch) apart, are permitted when the ink line is thin enough to be easily distinguished from the printed line; graduated in time scale divisions of not more than ten (10) minutes; and having a chord of straight line length of not less than 6.3 millimeters (0.25 of an inch), between 63°C (145°F) and 66°C (150°F).~~

~~**Temperature Accuracy:** Within $\pm 0.5^{\circ}\text{C}$ ($\pm 1^{\circ}\text{F}$), between 60°C (140°F) and 69°C (155°F). (Refer to Appendix I, Test 2 of this Ordinance.)~~

~~**Time Accuracy:** The recorded elapsed time, as indicated by the chart rotation, shall not exceed the true elapsed time, as compared to an accurate watch, over a period of at least thirty (30) minutes at pasteurization temperature. Temperature recording devices for batch pasteurizers~~

~~may be equipped with spring operated or electrically operated clocks. (Refer to Appendix I., Test 3 of this Ordinance.)~~

~~**Pen Arm Setting Device:** Easily accessible and simple to adjust for mercury actuated recording thermometer. (Refer to Appendix I., Test 4 of this Ordinance.)~~

~~**Temperature Sensing Device:**~~

~~1. **Mercury Actuated:** Bulb, tube, and spring, protected against damage at a temperature of 105°C (220°F).~~

~~2. **Digital:**~~

~~a. No more than 0.5°C (1.0 °F) drift over three (3) months use on a batch pasteurizer compared to a certified temperature source.~~

~~b. Self diagnostic circuitry, which provides constant monitoring of all sensing, input and conditioning circuits. The diagnostic circuitry should be capable of detecting “open” circuits, “short” circuits, poor connections and faulty components. Upon detection of failure of any component, the device shall blank, become unreadable or go visibly out of range.~~

~~c. The electromagnetic compatibility of this device for this use shall be documented and available to the Regulatory Agency. The device shall be tested to determine the effects of electrostatic discharge, power fluctuation, conductive emission and susceptibility, and radiative emission and susceptibility. The device shall comply with the requirements for performance level characteristics of industrial devices.~~

~~d. The effect of exposure to specific environmental conditions shall be documented. The device shall be tested to determine the effects of low and high temperatures, thermal shock, humidity, physical shock and salt fog.~~

~~e. Both the probe and the display case shall be constructed so that they may be sealed by the Regulatory Agency.~~

~~f. Calibration of the device shall be protected against unauthorized changes.~~

~~g. The device shall be protected against unauthorized component or sensing element replacement. Replacement of any component or sensing element shall be regarded as a replacement of the indicating thermometer and subject to Regulatory Agency inspection and all application tests under Appendix I. of this Ordinance.~~

~~h. The sensing element shall be encased in appropriate material constructed in such a way that the final assembly meets the conditions of Item 11p of this Ordinance.~~

~~**Submerged Stem Fitting:** A pressure tight seal against the inside wall of the holder; no threads exposed to milk or milk products; and the distance from the underside of the ferrule to the sensitive portion of the bulb to be not less than 76 millimeters (3 inches).~~

~~**Chart Speed:** A circular chart shall make one (1) revolution in not more than twelve (12) hours. Two (2) charts shall be used if operations extend beyond twelve (12) hours in one (1) day. Circular charts shall be graduated for a maximum record of twelve (12) hours. Strip charts may show a continuous recording over a twenty four (24) hour period.~~

~~**Chart Support Drive:** The rotating chart support drive shall be provided with a pin to puncture the chart in a manner to prevent its fraudulent rotation.~~

~~2. **UTILIZING TEMPERATURES GREATER THAN 71°C (160°F)**~~

~~Batch pasteurizers used solely for thirty (30) minute pasteurization of milk and milk products at temperature above 71°C (160°F) may use temperature recording devices that comply with 1., with the following options:~~

~~**Chart Scale:** Graduated in temperature scale divisions of 1°C (2°F), spaced not less than 1 millimeter (.040 of an inch) apart between 65°C (150°F) and 77°C (170°F); graduated in time scale divisions of not more than fifteen (15) minutes; and having a chord of straight line length of not less than 6.3 millimeters (0.25 of an inch) between 71°C (160°F) and 77°C (170°F).~~

~~**Temperature Accuracy:** Within $\pm 1^{\circ}\text{C}$ ($\pm 2^{\circ}\text{F}$), between 71°C (160°F) and 77°C (170°F).~~

~~**Digital Temperature Sensing Device:** No more than 1°C (2°F) drift over three (3) months use on a batch pasteurizer compared to a certified temperature source.~~

~~**Chart Speed:** A circular chart shall make one (1) revolution in not more than twenty four (24) hours and shall be graduated for a maximum record of twenty four (24) hours.~~

~~**RECORDER/CONTROLLERS FOR CONTINUOUS PASTEURIZERS**~~

~~**Case:** Moisture proof under normal operating conditions in milk plants.~~

~~**Chart Scale:** Shall have a span of not less than seventeen (17) Celsius degrees (thirty (30) Fahrenheit degrees), including the temperature at which diversion is set, $\pm 7^{\circ}\text{C}$ ($\pm 12^{\circ}\text{F}$); graduated in temperature scale divisions of 0.5°C (1°F), spaced not less than 1.6 millimeter (0.0625 of an inch) apart at the diversion temperature, $\pm 0.5^{\circ}\text{C}$ ($\pm 1^{\circ}\text{F}$). Provided, that temperature scale divisions of 0.5°C (1°F), spaced not less than 1 millimeter (0.040 of an inch) apart, are permitted when the ink line is thin enough to be easily distinguished from the printed line; graduated in time scale divisions of not more than fifteen (15) minutes; and having an equivalent fifteen (15) minute chord or straight line length of not less than 6.3 millimeters (0.25 of an inch) at the diversion temperature, $\pm 0.5^{\circ}\text{C}$ ($\pm 1^{\circ}\text{F}$).~~

~~**Temperature Accuracy:** Within $\pm 0.5^{\circ}\text{C}$ ($\pm 1^{\circ}\text{F}$), at the temperature, $\pm 3^{\circ}\text{C}$ ($\pm 5^{\circ}\text{F}$), at which the controller is set to divert. (Refer to Appendix I., Test 2 of this *Ordinance*.)~~

~~**Power Operated:** All recorder/controllers for continuous pasteurization shall be electrically operated.~~

~~**Pen-Arm Setting Device:** Easily accessible and simple to adjust for mercury actuated recording thermometer. (Refer to Appendix I., Test 4 of this *Ordinance*.)~~

~~**Pen and Chart Paper:** Pen designed to give a line not over .07 millimeters (0.025 of an inch) wide and easy to maintain.~~

~~**Temperature Sensing Device:**~~

~~1. **Mercury Actuated:** Bulb, tube and spring protected against damage at a temperature of 105°C (220°F). Provided, that the recorder/controller temperature sensing devices, used on HHST systems, shall be protected against damage at temperatures of 149°C (300°F).~~

~~2. **Digital:**~~

~~a. No more than 0.5°C (1.0°F) drift over three (3) months use on a HTST pasteurization system compared to a certified temperature source.~~

~~b. Self diagnostic circuitry, which provides constant monitoring of all sensing, input and conditioning circuits. The diagnostic circuitry should be capable of detecting “open” circuits, “short” circuits, poor connections and faulty components. Upon detection of failure of any component, the device shall blank or become unreadable.~~

~~c. The electromagnetic compatibility of this device for this use shall be documented and available to the Regulatory Agency. The device shall be tested to determine the effects of electrostatic discharge, power fluctuation, conductive emission and susceptibility, and radiative emission and susceptibility. The device shall comply with the requirements for performance level characteristics of industrial devices.~~

- d. ~~The effect of exposure to specific environmental conditions shall be documented. The device shall be tested to determine the effects of low and high temperatures, thermal shock, humidity, physical shock and salt fog.~~
- e. ~~Both the probe and the display case shall be constructed so that they may be sealed by the Regulatory Agency.~~
- f. ~~Calibration of the device shall be protected against unauthorized changes.~~
- g. ~~The device shall be protected against unauthorized component or sensing element replacement. Replacement of any component or sensing element shall be regarded as a replacement of the indicating thermometer and subject to Regulatory Agency inspection and all applicable tests under Appendix I. of this Ordinance.~~
- h. ~~The sensing element shall be encased in appropriate material constructed in such a way that the final assembly meets the conditions of Item 11p of this Ordinance.~~
- i. ~~The device shall be tested from the sensing probe through the final output.~~

Stem Fitting: ~~A pressure-tight seat against the inside wall of the pipe; no threads exposed to milk or milk products; and the distance from the underside of the ferrule to the sensitive portion of the bulb is to be not less than 76 millimeters (3 inches).~~

Chart Speed: ~~A circular chart shall make one (1) revolution in not more than twelve (12) hours. Two (2) charts shall be used if operations extend beyond twelve (12) hours in one (1) day. Circular charts shall be graduated for a maximum record of twelve (12) hours. Strip charts may show a continuous recording over a twenty four (24) hour period.~~

Frequency Pen: ~~The recorder/controller shall be provided with an additional pen-arm located on the outer edge of the chart, for recording the time at which the FDD is in the forward or diverted flow position. The chart time line shall correspond with the reference arc, and the recording pen shall rest upon the time line matching the reference arc.~~

Controller: ~~Actuated by the same sensor as the recorder pen, however the cut in and cut out response shall be independent of pen-arm movement.~~

Controller Adjustment: ~~A mechanism for the adjustment of the response temperature. It shall be designed so that the temperature setting cannot be altered or the controller manipulated without detection.~~

Thermometric Response: ~~With the recorder/controller bulb at room temperature and then immersed in sufficiently agitated water or oil bath at 4°C (7°F) above the cut in point, the interval between the moment when the recording thermometer reads 7°C (12°F) below the cut in temperature and the moment of power cut in shall be not more than five (5) seconds. (Refer to Appendix I., Test 8 of this Ordinance.)~~

Chart Support Drive: ~~The rotating chart support drive shall be provided with a pin to puncture the chart in a manner to prevent its fraudulent rotation.~~

~~INDICATING THERMOMETERS USED IN STORAGE TANKS~~

Scale Range: ~~Shall have a span not less than twenty-eight (28) Celsius degrees (fifty (50) Fahrenheit degrees), including normal storage temperatures, $\pm 3^{\circ}\text{C}$ ($\pm 5^{\circ}\text{F}$), with an extension of scale on either side permitted, and graduated in not more than 1°C (2°F) divisions.~~

Temperature Scale Division: ~~Spaced not less than 1.6 millimeters (0.0625 of an inch) apart between 2°C (35°F) and 13°C (55°F).~~

Accuracy: ~~Within $\pm 1^{\circ}\text{C}$ ($\pm 2^{\circ}\text{F}$) throughout the specified scale range.~~

Stem Fitting: ~~A pressure-tight seat or other suitable sanitary fittings with no threads exposed.~~

~~TEMPERATURE RECORDING DEVICES USED IN STORAGE TANKS~~

~~**Case:** Moisture proof under operating conditions in milk plants.~~

~~**Chart Scale:** Shall have a scale span of not less than twenty eight (28) Celsius degrees (fifty (50) Fahrenheit degrees) including normal storage temperature, $\pm 3^{\circ}\text{C}$ ($\pm 5^{\circ}\text{F}$), graduated in not more than 1°C (2°F) divisions. Lines spaced not less than 1 millimeter (0.040 of an inch) apart, are permitted when the ink line is thin enough to be easily distinguished from the printed line. They shall be graduated in time scale divisions of not more than one (1) hour, having a chord of straight line length of not less than 3.2 millimeters (0.125 of an inch) at 5°C (41°F). These charts shall be capable of recording temperatures up to 83°C (180°F). Span specifications do not apply to extensions beyond 38°C (100°F).~~

~~**Temperature Accuracy:** Within $\pm 1^{\circ}\text{C}$ ($\pm 2^{\circ}\text{F}$), between the specified range limits.~~

~~**Pen Arm Setting Device:** Easily accessible and simple to adjust.~~

~~**Pen and Chart Paper:** Designed to make a line not over .635 millimeters (0.025 of an inch) wide when in proper adjustment and easy to maintain.~~

~~**Temperature Sensor:** Protected against damage at 100°C (212°F).~~

~~**Stem Fittings:** A pressure tight seat or other suitable sanitary fitting with no threads exposed.~~

~~**Chart Speed:** The circular chart shall make one (1) revolution in not more than seven (7) days and shall be graduated for a maximum record of seven (7) days. Strip chart shall move not less than 2.54 centimeters (1 inch) per hour and may be used continuously for one (1) calendar month.~~

~~TEMPERATURE RECORDING DEVICES ON CLEANING SYSTEMS~~

~~**Location:** Temperature sensor is in the return solution line downstream from the process.~~

~~**Case:** Moisture proof under operation conditions.~~

~~**Chart Scale:** Shall have a range from 16°C (60°F) to 83°C (180°F), with extensions of scale on either side permissible and graduated in time scale divisions of not more than fifteen (15) minutes. The chart is to be graduated in temperature divisions of not more than 1°C (2°F), spaced not less than 1.6 millimeters (0.0625 of an inch) apart, above 44°C (110°F). Provided, that temperature scale divisions of 1°C (2°F), spaced not less than 1 millimeter (0.040 of an inch) apart, are permitted when the ink line is thin enough to be easily distinguished from the printed line.~~

~~**Temperature Accuracy:** Within $\pm 1^{\circ}\text{C}$ ($\pm 2^{\circ}\text{F}$), above 44°C (110°F).~~

~~**Pen Arm Setting Device:** Easily accessible and simple to adjust.~~

~~**Pen and Chart Paper:** Designed to make a line not over .635 millimeters (0.025 of an inch) wide and easy to maintain.~~

~~**Temperature Sensor:** Protected against damage at 100°C (212°F).~~

~~**Stem Fitting:** A pressure tight seat against the inside wall of the pipe with no threads exposed to solution.~~

~~**Chart Speed:** Circular charts shall make one (1) revolution in not more than twenty four (24) hours. Strip charts shall not move less than 25 millimeters (1 inch) per hour. More than one (1) record of the cleaning operation shall not overlap on the same section of the chart for either circular or strip type charts.~~

~~INDICATING THERMOMETERS USED IN REFRIGERATED ROOMS WHERE MILK AND MILK PRODUCTS ARE STORED~~

~~**Scale Range:** Shall have a span not less than twenty eight (28) Celsius degrees (fifty (50) Fahrenheit degrees), including normal storage temperatures, $\pm 3^{\circ}\text{C}$ ($\pm 5^{\circ}\text{F}$), with extensions of scale on either side permitted if graduated in not more than 1°C (2°F) divisions.~~

~~**Temperature Scale Divisions:** Spaced not less than 1.6 millimeters (0.0625 of an inch) apart between 0°C (32°F) and 13°C (55°F).~~

~~**Accuracy:** Within $\pm 1^{\circ}\text{C}$ ($\pm 2^{\circ}\text{F}$), throughout the specified scale ranges.~~

~~SPECIFICATIONS FOR RECORDING pH METER FOR USE ON AUTOMATED CIP CLEANING SYSTEMS FOR EVAPORATORS~~

~~**Location:** pH sensor shall be located in the return line downstream from processing equipment and all lines included in the CIP cleaning circuit.~~

~~**Case:** Moisture proof under operating conditions.~~

~~**Chart Scale:** It shall have a range of pH value from two (2) to twelve (12), with extensions of scale on either side permissible, and graduated in time scale divisions of not more than fifteen (15) minutes. The chart is to be graduated in pH divisions of not more than 0.5 pH values and spaced not less than 1.6mm (0.0625 of an inch) apart.~~

~~**pH Accuracy:** Within 0.5, plus or minus pH values.~~

~~**Pen Arm Setting Device:** Easily accessible; simple to adjust.~~

~~**Pen and Chart Paper:** Designed to mark a line not over 0.635mm (0.025 of an inch) wide; easy to maintain.~~

~~**pH Sensor:** Protected against damage at 83°C (180°F).~~

~~**Chart Speed:** Circular charts shall make one (1) revolution in not more than twenty four (24) hours. Strip charts shall not move slower than 25mm (1 inch) per hour. More than one (1) record of the cleaning operation shall not overlap on the same section of the chart for either circular or strip type charts.~~

~~V. CRITERIA FOR THE EVALUATION OF ELECTRONIC DATA COLLECTION, STORAGE AND REPORTING~~

~~BACKGROUND~~

~~Electronically collecting data, storing data and reporting information with computers can be a beneficial replacement for circular chart recorders and/or hand written records. This method of presenting Grade "A" PMO required information should essentially replace and duplicate the purpose and functionality of their manual or chart recorder counterparts. These would include CIP records, pasteurization records, raw and heat treated product storage tank's temperature and cleaning requirements and temperature monitors for membrane filtration. This criteria for the evaluation addresses the difference between manual records or chart recorders and electronic or computer record keeping. These differences are identified in the criteria below that address the verification of system reliability, security and dependability and what information is available and accurate for assuring public health safety and inspection.~~

~~Following are some of the differences between manual records and chart recorders as compared to electronically collecting data, storing data and reporting information using computers:~~

~~1. **Manual Records and Chart Recorders are Visual in Nature:** Milk plant employees and regulatory personnel can see and physically hold the records and place them in files for safe keeping. Whereas, computerized data collection systems are not so, they need to have methods in place to assure that the information is reliably placed and safe.~~

~~2. **Manual Records and Chart Recorders are Physical in Nature:** Milk plant employees and regulatory personnel can physically record on and actually sign the records and; therefore, become responsible for the required public health activity. Also, the quality assurance manager is typically responsible for the integrity of the stored records. Whereas, computerized data collection and reporting systems need to collect the identity of the person performing the function and they also need to have someone at each milk plant responsible for the integrity of the stored records.~~

~~3. **Manual Records and Chart Recorders are Typically Hard Wired Directly to Dedicated Instrumentation:** Very little complexity exists between the sensor, such as a temperature or flow sensor, and the final recording device. This allows routine maintenance and compliance monitoring and inspection of manual records and chart recorders to be relatively simple. Whereas, the computerized data collection, storage, and reporting systems need to have documented procedures in place to assure that system changes, upgrades, and normal operating procedures do not compromise the integrity of the public health safety information and reports.~~

CRITERIA

~~The following criteria are to be used for the evaluation of electronic collection, storage and recording or reporting of any information required within Items 12p and 16p(D)., Section 7 of this *Ordinance*.~~

~~**NOTE:** These criteria do not address computer instrumentation or the electronic control of pasteurization for public health safety.~~

~~All computer generated records and reports shall contain the information required in this *Ordinance* that is applicable. The computerized data collection, storage, and reporting system shall have an assigned and identified representative from the milk plant that is responsible for the system. This person's name shall be available to the Regulatory Agency and FDA.~~

~~1. Any computer required making a public health safety report, including data collection computers, data storage computers, or report servers shall be powered with an Uninterruptible Power Supply (UPS) capable of maintaining power to the computerized data collection, storage and reporting system for twenty (20) minutes.~~

~~2. A written user's guide of the computerized data collection, storage and reporting system shall be provided and will explain the system's architecture, the software used and the sensors or instruments monitored. This overview may be presented in text or in a graphical representation. A copy of this overview shall be maintained at the discretion of the Regulatory Agency. This document shall bear the name of the identified representative from the milk plant assigned to administrate this procedure and be available for review at the milk plant by the Regulatory Agency and FDA. This documentation shall explain:~~

- ~~a. System's architecture, the software used and the sensors or instruments monitored;~~
- ~~b. Reporting interface of the computerized data collection, storage and reporting system;~~

- ~~c. Backup procedure for ensuring the safe storage of the public health safety data of all reports;~~
 - ~~d. Procedure for any changes or maintenance to the instrumentation, sensors, hardware or computers. This procedure will explain how the plant will ensure that when a physical change occurs the information affected has been checked for accuracy; and~~
 - ~~e. Listing and explanation of the reports available on the system, instructions on how to access the reports and examples of each report with a description of their content.~~
- ~~3. A written record shall be maintained by the milk plant identifying any changes or updates to the computerized data collection, storage and reporting system, software, drivers, networking or servers in order to assure the collection, storage or reporting of any data needed for compliance has not been compromised. This document shall bear the name of the representative from the milk plant assigned to administer this procedure and be available for review at the milk plant by the Regulatory Agency and FDA.~~
 - ~~4. In the case of CIP and raw and heat treated storage tank records, data shall be stored at a rate to provide a reasonable account of the process being recorded. This shall never exceed a maximum of fifteen (15) minutes between data records. The data for the reporting system shall be backed up at least once every twenty four (24) hours. Alternatively, the final reports may be stored and backed up at least once every twenty four (24) hours.~~
 - ~~5. In the case of pasteurization records, data shall be stored no less than every five (5) seconds for each required variable. Any event required to be recorded in manual reporting, such as a divert condition; shall be recorded no matter how short the duration. Provisions shall be made to allow operators to report additional events electronically, such as a record of unusual occurrences. The data for the reporting system shall be backed up at least once every twenty four (24) hours. Alternatively, the final reports may be stored and backed up at least once every twenty four (24) hours.~~
 - ~~6. Upon the initial installation, computer generated reports shall be verified visually for accuracy for seven (7) consecutive days and be found to be accurate and error free in actual service in the milk plant where installed. These seven (7) days of reports shall be printed out and shall bear the signature of both the vendor of the system and the identified representative from the milk plant, or they shall be accompanied by a cover letter signed by the vendor and the identified representative from the milk plant. If the milk plant develops the computerized data collection, storage and reporting system, the programmer and the identified representative from the milk plant shall be two (2) different individuals. This seven (7) day report verification period shall only be required at initial installation and one (1) time only whenever a chart recorder and/or hand written record is being replaced by electronic data collection, storage and reporting. These seven (7) days of reports shall be kept on file at the milk plant and a copy shall be provided to the Regulatory Agency when requested.~~
 - ~~7. Whenever changes, updates or observed anomalies that affect the reliability or accuracy of the reporting system occur following the initial installation of the system, these changes, updates or observed anomalies shall be evaluated and investigated and if corrections are warranted shall be addressed. The records of each evaluation and corrections made shall bear the signature of the vendor or the identified representative from the milk plant. The records shall be maintained and be available for Regulatory Agency when requested.~~
 - ~~8. The electronic computerized data collection, storage, and reporting system shall provide for any signatures or initials required by this Ordinance. Acceptable operator signatures or initials, captured electronically, may be any combination of alpha and/or numeric characters that identify~~

~~the individual performing the test or operation. Input of this signature or initials may be done by any means, including, but not limited to, a biometric reader, a card or radio frequency device, or by simple direct entry that provides a unique identifier directly associated with a specific person. Input of this signature or initials shall occur each time it is required by this Ordinance. Except, that in the case of pasteurization records, the operator's signature or initials shall occur whenever an operator changes and at a minimum frequency of once every twenty four (24) hours.~~

~~9. The data supporting electronic reports shall be stored in a database or data archival system in a Write Once, Read Many (WORM).~~

~~10. The system shall provide an anomalies report indicating any system or communication failure that could have affected the validity of the required reports. This anomalies report shall be automatically attached to any report that may have been affected by the system anomaly. A separate error log or system log shall not suffice for meeting this requirement, since any anomaly requires an evaluation and investigation to correlate the anomaly.~~

~~**NOTE:** While electronic and computerized systems can furnish a wide range of process validation and anomaly reporting, these criteria only require appended reporting of data loss that affects the reports that are required to comply with this Appendix and Items 12p and 16p(D) or other required reporting contained in this Ordinance.~~

~~11. When a report is viewed on a computer screen, this format is exempt from the graduated temperature divisions, temperature scale divisions and line spacing requirements of this Appendix.~~

~~12. Printed reports shall present data in a form that is compatible with the applicable requirements of this Ordinance.~~

~~**VI. CRITERIA FOR THE EVALUATION OF COMPUTERIZED SYSTEMS FOR GRADE "A" PUBLIC HEALTH CONTROLS**~~

~~**BACKGROUND**~~

~~Computer systems are commonly used to manage the functions of public health control devices (valves, pumps, etc.) that operate milk pasteurization systems. These computer systems may be programmed for monitoring and controlling the instrumentation of HTST and HHST pasteurizers. They may also control the operational state of devices such as the FDDs, booster pumps, etc. While this technology can furnish numerous advantages throughout the manufacturing process, the public health computer system should essentially just replace its hard-wired counterpart. These computer systems are evaluated similar to hard-wired systems and all of the required public health controls shall meet the established criteria of this Ordinance. Computers are different from hard wired controls in three (3) major categories. To provide adequate public health protection, the design of computerized public health controls shall address these three (3) major differences.~~

~~First, unlike conventional hard-wired systems, which provide full time monitoring of the public health controls, the computer performs its tasks sequentially, and the computer may be in real time contact with the FDD for only one (1) millisecond. During the next one hundred (100) milliseconds, or however long it takes the computer to cycle one (1) time through its tasks, the FDD remains in forward-flow, independent of temperature in the holding tube. Normally, this is~~

~~not a problem, because most computers can cycle through one hundred (100) steps in their program, many times during one (1) second. The problem occurs when the public health computer is directed away from its tasks by another computer; or the computer program is changed; or a seldom used JUMP, BRANCH, or GOTO Instruction diverts the public health computer away from its tasks.~~

~~Second, in a computerized system, the control logic is easily changed because the computer program is easily changed. A few keystrokes at the keyboard will completely change the control logic of the computer program. Sealing the access to the public health computer's programming function can solve the problem addressed above. A procedure is needed to ensure that the public health computer has the correct program when the Regulatory Agency reseals the public health computer.~~

~~Finally, for public health controls, the public health computer program shall and can be made error free, since the programs required for public health control are relatively brief. This is accomplished by attempting to keep the public health computer program simple and of limited control scope.~~

GLOSSARY

~~**Address:** A numerical label on each memory location of the computer. The computer uses this address when communicating with the input or output.~~

~~**Computer:** A very large number of on-off switches arranged in a manner to sequentially perform logical and numerical functions.~~

~~**Default Mode:** The pre-described position of some memory locations during start-up and standby operations of the computer.~~

~~**EAPROM:** An Electrically Alterable, Programmable, Read Only Memory. Individual memory locations may be altered without erasing the remaining memory.~~

~~**EEPROM:** An Electrically Erasable Programmable, Read Only Memory. The entire memory is erased with one (1) electrical signal.~~

~~**EPROM:** An Erasable, Programmable, Read Only Memory. The entire memory is erased by exposure to ultra violet light.~~

~~**Fail-Safe:** Design considerations that cause the instrument or system to move to the safe position upon failure of electricity, air, or other support systems.~~

~~**Field Alterable:** A device having a specific design or function that is readily changed by the user and/or the maintenance personnel.~~

~~**FDD:** The common acronym used for flow diversion valves or devices on pasteurization systems.~~

~~**Force Off:** A programmable computer instruction that places any input or output in the "off" state, independently of any other program instructions.~~

~~**Force On:** A programmable computer instruction that places any input or output in the "on" state, independently of any other program instructions.~~

~~**Human Machine Interface:** Often referred to as operator interface, this computer station allows personnel monitoring and control of the computer system normally by use of a touch screen or keyboard.~~

~~**Input:** Electrical signals applied to the computer and used by the computer to make logical decisions on whether or not to activate one or more outputs. Input consists of data from temperature and pressure instruments, liquid level controls, PDDs and operator controlled panel switches.~~

Input/Output Terminals: The electrical panel that provides for connection of all the inputs and outputs to the computer. The input/output address labels are found on this panel. Indicator lights showing the status, "on" or "off", of all inputs and outputs may be available on this panel. This terminal is typically located on the computer and is commonly known as a "bus".

Ladder Logic Diagram: A programming language typically used for industrial computers commonly used and applied to milk pasteurization systems.

Last State Switch: A manually operated switch or software setting that instructs the computer to place all outputs in the "on", "off", or "last state" condition during a start up. The "last state" position instructs the computer to place the outputs in whatever state, on or off, occurred during the last loss of power.

Operator Override Switch: A manually operated switch that permits the operator to place any input or output in the "on" or "off" position, independently of any program instructions.

Output: Electrical signals from the computer that turn on or off valves, motors, lights, horns, and other devices being controlled by the computer. Outputs may also consist of messages and data to the operator.

Position Detecting Device (PDD): Mechanical limit switches (micro switches) or electronic proximity switches capable of providing an electrical signal.

Programmable Logic Controller (PLC): Also known as PLCs, this is a computer commonly used to control industrial machines, instruments, and processes.

RAM: Random Access Memory is memory used by the computer to run programs; store data; read input and control outputs. The computer may either read data from the memory or write data into the memory.

ROM: Read Only Memory is memory used by the computer to run its own internal unchangeable programs. The computer may only read from the memory. It cannot write into the memory or alter the memory in any way.

RTD: Resistance Temperature Detector

Standby Status: The computer is turned on, running, and waiting for instructions to start processing input data. A manually operated switch usually accomplishes this instruction.

Status Printing: Some computers are programmed to interrupt printing of the chart record and print the status of key set points and conditions such as: cold milk temperature, holding tube temperature, diversion temperature setting and chart speed.

WORM: Write Once, Read Many is a data storage technology that allows information to be written to a device a single time and prevents the device from erasing the data.

CRITERIA

The following listed criteria shall be complied with for all computers when applied to HTST and HHST pasteurization systems used for Grade "A" milk and/or milk products. In addition, all systems shall conform to all other existing requirements of this *Ordinance*.

1. A computer or a PLC used for the public health control of a pasteurizer shall be dedicated only to the public health control of that individual pasteurizer. The public health computer shall have no other assignments involving the routine operation of the milk plant. Computer functions peripheral to the public health controls, such as CIP valve cycling, may be acceptable, provided it does not compromise the public health functionality of the public health computer or pasteurization system and all *Ordinance* requirements and safeguards are not compromised.

- ~~2. The public health computer and its outputs shall not be under the command or control of any other computer system or Human Machine Interface. It shall not have an address that is addressable by any other computer system. A host computer cannot override its commands or place it on standby status. All addresses of the public health computer shall be ready to process data at any time.~~
- ~~3. A separate public health computer shall be used on each HTST and HHST pasteurization system. Only the public health computer may provide control over the public health devices and functions of the HTST and HHST pasteurization system. Any other computer or Human Machine Interface may request a function of a device (valve, pump, etc.) within the HTST or HHST pasteurization system through a hard-wired input, however this request would be granted or denied by the logic in the public health computer depending on the current status of the computer program and public health (*Ordinance*) requirements.~~
- ~~4. The status of the inputs and outputs of the public health computer may be provided as inputs only to other computer systems and all public health outputs or devices shall be controlled by direct hard wiring from the output terminal bus of the computer to the device. This includes solenoids, motor speed controls, such as frequency drives, and motors located within the HTST or HHST pasteurization system. The wiring connections shall be provided with isolation protection such as relays, diodes, or optical coupling devices to prevent the public health outputs from being driven by the other computer system. Digital outputs from another computer may be connected to an input of the public health computer in order to request the operation of a device controlled by the public health computer. This section shall not be interpreted to prohibit control of the motor speed controls, such as frequency drives, by non-public health computer systems provided that the regulatory limits cannot be altered or disabled.~~
- ~~5. Upon loss of power to the public health computer all public health controls shall assume the fail-safe position. Most computers can be placed in standby status by either a program instruction or manual switches. When the public health computer is in standby status, all public health controls shall assume the fail-safe position. Some computers have internal diagnostic checks that are performed automatically during start up. During this time, the public health computer places all outputs in default mode. In this default mode, all public health controls shall be in the fail-safe position. The status of outputs or inputs of the public health computer may provide status to another computer for informational purposes. This shall only be accomplished through a hard-wired output (separate from any control output) from the public health computer to an input on another computer system. No other communication from the public health computer is allowed.~~
- ~~6. Some computers and/or PLCs have Input/Output terminals (buses) with "last state switches" that permit the designer to decide what state the output bus will take on power-up, after a shutdown, or loss of power. The choices are "on", "off", or "last state" occurring when the computer lost power. These "last state switches" shall be placed in the "fail safe" or "off" position. Upon loss of power to the computer, all public health controls shall assume the fail-safe position. Most computers can be placed in standby status by either a program instruction or manual switches. The public health computer shall have its manual switch in the position that maintains all outputs in the "off" state during any operations except normal program execution.~~
- ~~7. A computer performs its tasks sequentially, and for most of real time the computer outputs are locked in the "ON" or "OFF" position, while waiting for the computer to come back through the cycle. Consequently, the public health computer program shall be written so that it monitors all inputs and updates all outputs on a precise schedule, at least once every second. Most~~

~~computers will be capable of performing this function many times in one (1) second. Program instructions may not exist within the public health computer program that are capable of altering the scan order of the logic, or distract focus from this order. These would include "JUMP" or "GOTO" type instructions~~

~~8. The computer program used to control the required public health functions of HTST or HHST pasteurizers shall be stored in some form of ROM and be available when the public health computer is turned on. The use of tapes or disks are not acceptable.~~

~~9. The public health computer program access shall be sealed. Any telephone modem accesses shall also be sealed. If the Input/Output terminals contain "last state switches", the Input/Output terminals shall be sealed. The vendor shall supply the Regulatory Agency with test procedures and instructions to verify that the program currently in use by the public health computer is the correct program. Typically this is made available by providing a copy of the program that controls the public health computer of the HTST or HHST pasteurizer. The Regulatory Agency shall use this test procedure to confirm that the correct program is in use during a start-up, normal operation, and whenever the seal is broken. Challenging the system during normal operation could involve challenging the inter-wiring requirements through the CIP computer. One (1) method could include attempting access to the booster pump through the CIP computer. With the FDD mode selector in "PROCESS" or "PRODUCT" position, attempt to access the booster pump using the CIP computer. Public health controls in pasteurizers that may be compromised by such a challenge, shall be altered or re-programmed so this compromise is prevented and the access to this computer program shall be sealed by the Regulatory Agency. Similar challenges may be performed on other required public health functions that are computer controlled.~~

~~10. If the public health computer contains FORCE ON, FORCE OFF functions, the public health computer shall provide indicator lights showing the status of the FORCE ON, FORCE OFF function. The vendor's instructions shall remind the Regulatory Agency that all FORCE ON, FORCE OFF functions shall be cleared before the public health computer is sealed by the Regulatory Agency.~~

~~11. The Input/Output terminals of the public health computer shall contain no operator override switches that are accessible without compromising a regulatory seal.~~

~~12. Computerized systems that provide for printing the pasteurizer recording chart by the public health computer shall ensure that the required calibration is maintained. During chart printing, the public health computer shall not be diverted from its tasks for more than one (1) second. Upon returning to public health control tasks, the public health computer shall complete at least one (1) full cycle of its public health tasks before returning to chart printing.~~

~~13. When printing a chart, some systems may provide status reports on the chart paper of selected Input/Output conditions. This is usually done by interrupting the printing of the chart and printing the Input/Output conditions. Such interruptions for status printing are permitted only when a continuous record is recorded on the chart. When an interruption is initiated the time of the start of the interruption shall be printed on the chart, at the beginning of the interruption and at the end of the interruption. The time interval during which the public health computer is diverted from its public health tasks for status printing shall not exceed one (1) second. Upon returning to public health tasks, the public health computer shall complete at least one (1) full cycle of its public health tasks before returning to status printing.~~

~~14. When the public health computer prints the holding tube temperature trace at specific intervals, rather than a continuously changing line, temperature readings shall be printed not less~~

~~than once every five (5) seconds. In addition, during the recorder/controller thermometric response test, the temperature shall be printed or indicated at a time rate sufficient to allow the Regulatory Agency to measure the 7°C (12°F) rise in temperature as described in TEST 8. RECORDER/CONTROLLER THERMOMETRIC RESPONSE of this Ordinance.~~

~~15. When the public health computer prints the event pen position, the position of the FDD, either forward or divert at specific intervals, rather than continuously, all changes of position shall be recognized by the public health computer and printed on the chart. In addition, the event pen position and temperature in the holding tube shall be printed on the chart in a manner that the temperature in the holding tube can be determined at the moment of a change in position of the FDD.~~

~~16. The vendor shall provide a built in program for test procedures or a protocol shall be provided so that all applicable public health tests, contained within Appendix I. of this Ordinance, can be performed by the Regulatory Agency for each instrument, i.e.:~~

- ~~a. Recording Thermometers: Temperature accuracy; time accuracy; check against indicating thermometer and thermometric response.~~
- ~~b. FDD: Valve seat leakage; operation of valve stem(s); device assembly; manual diversion; response time and time delay intervals if used.~~
- ~~c. Booster Pumps: Proper wiring and proper pressure control settings.~~
- ~~d. Flow Promoting Devices Capable of Generating Flow Through the Holding Tube: Are installed with proper wiring interlocks.~~

~~17. Computers require high quality; clean, well regulated power supplies to operate reliably and safely. Spurious voltage spikes can cause unwanted changes in public health computer RAM. To assure the public health computer will execute its functions error free the following items parameters shall be considered:~~

- ~~a. A "clean" power source that is relatively free of spikes, interference and other irregularities shall be supplied to the public health computer.~~
- ~~b. The correct program should be confirmed at the time of sealing. (Refer to the criteria cited within #9 of this Section.)~~
- ~~c. The output bus "last state" switch should be in the "off" or "fail safe" position which shall stop all functions of the HTST or HHST pasteurizer in case of a spurious program error.~~
- ~~d. All public health computer outputs shall not have any operator override switches and shall be wired in a manner that only allows the public health PLC complete control.~~

~~It is necessary that the installer or designer for the public health PLC ensure that the proper program is in the public health computer memory before the Regulatory Agency seals the computer. It is also necessary that any program changes be written to the public health computer's back-up chip if one exists.~~

~~18. Computer programs used for public health controls on pasteurizers shall conform to the attached logic diagrams. Minor modifications to these diagrams are permissible to accommodate or delete items that are unique to a specific HTST or HHST pasteurization system. For example on meter based timing systems when the FDD selector switch is placed in the CIP position:~~

- ~~a. A minimum ten (10) minute time delay is required for the FDD to remain in diverted flow; and~~
- ~~b. During this time delay the booster pump shall shut down and remain off for ten (10) minutes and then the Programmed CIP Operation is allowed to fully perform all the cleaning functions for the HTST or HHST pasteurization system, including allowing the timing pump;~~

~~the separator, and the booster/stuffer pump to run during cleaning operations and the FDD to pulse or cycle.~~

~~19. The ladder logic diagrams for the FDD and the booster pump show a programmed CIP cleaning cycle operation as part of the computerized system. Some milk plant operators may wish to use another computer for CIP cleaning operations, so that milk plant personnel may change CIP cleaning programs. When using this method, the connections between the FDD, booster pump, and milk plant computer, shall be provided with solenoid relays or similar devices for the FDD and booster pump outputs. This prevents them from being operated by the milk plant computer, except when the mode switch of the FDD is in the "CIP" position and all applicable requirements have been satisfied.~~

~~20. The vendor shall provide to the Regulatory Agency a protocol and documentation as follows:~~

~~a. Wiring diagrams of those controllers, instruments, and devices pertaining to the public health computer.~~

~~b. The computer ladder logic printout and/or storage device (programmed ROM chip, etc.) identical to the public health computer that controls the pasteurizer. This is usually in the form of ladder line logic for each component of the pasteurization system(s) and may include programming for CIP and other functions.~~

~~c. A user manual including testing procedures and instructions as required in Criteria #9 of this Section.~~

~~COMPUTERIZED SYSTEMS LOGIC DIAGRAMS~~

~~LEGEND~~

~~t = Time~~

~~T = Temperature~~

~~PDD = Position Detecting Device~~

~~FDD = Flow Diversion Device~~

~~LOSA = Loss of Signal/Low Flow Alarm~~

~~HFA = High Flow Alarm~~

~~STLR = Safety Thermal Limit Recorder/Controller~~

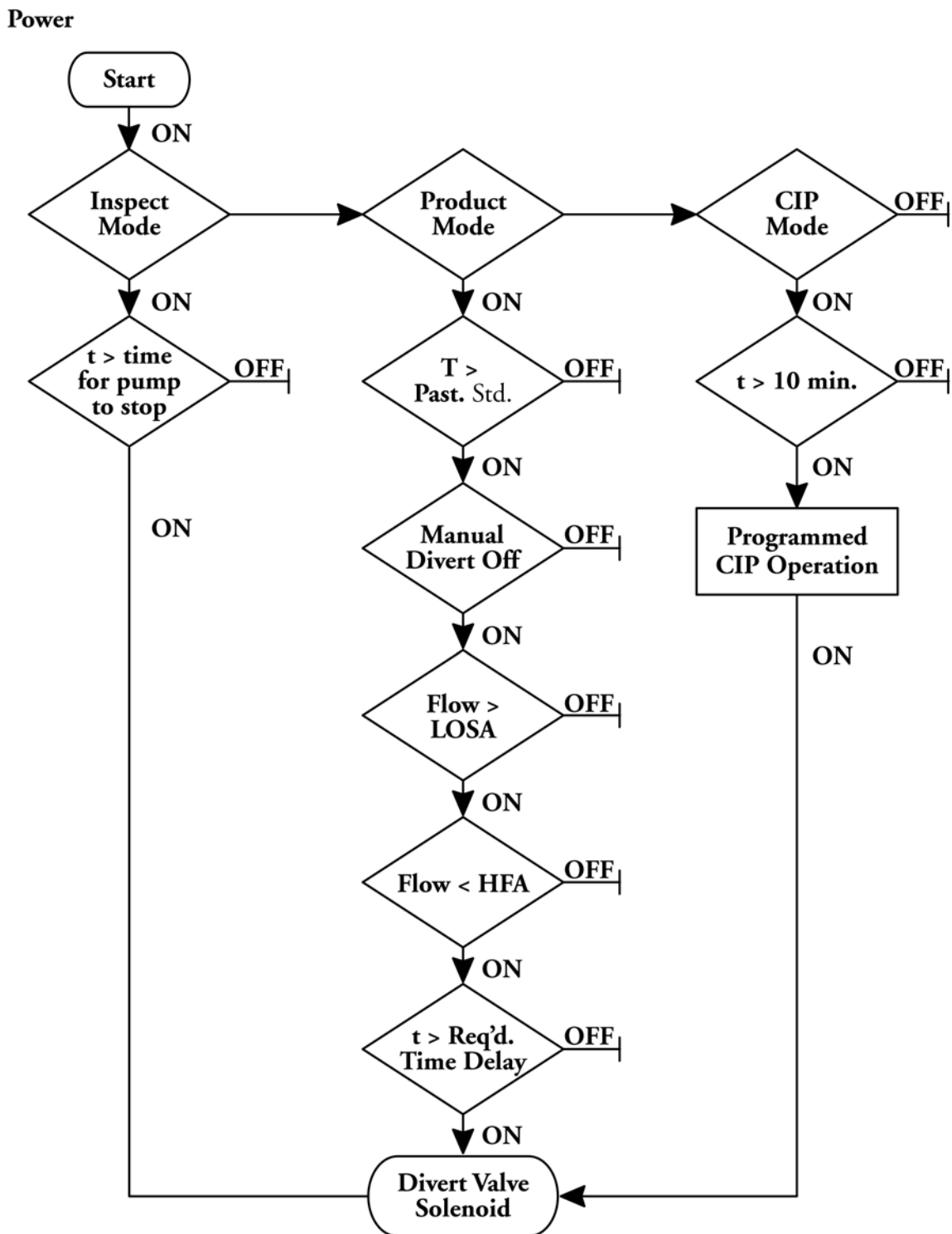


Figure 52. Logic Diagram: HTST Flow Diversion Device, Divert Valve Stem

Power

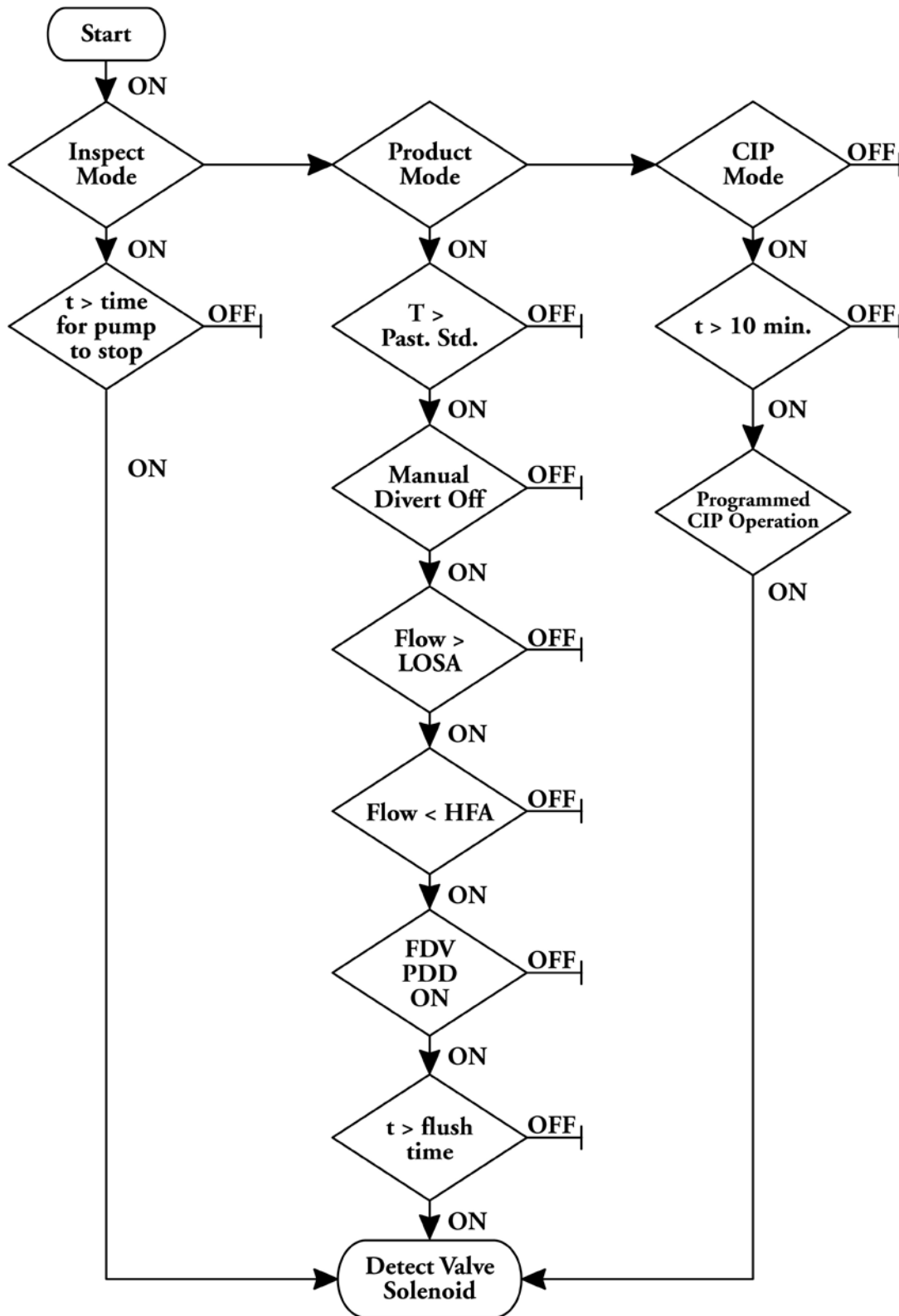


Figure 53. Logic Diagram: HTST Flow-Diversion, Leak-Detect Valve Stem

Power

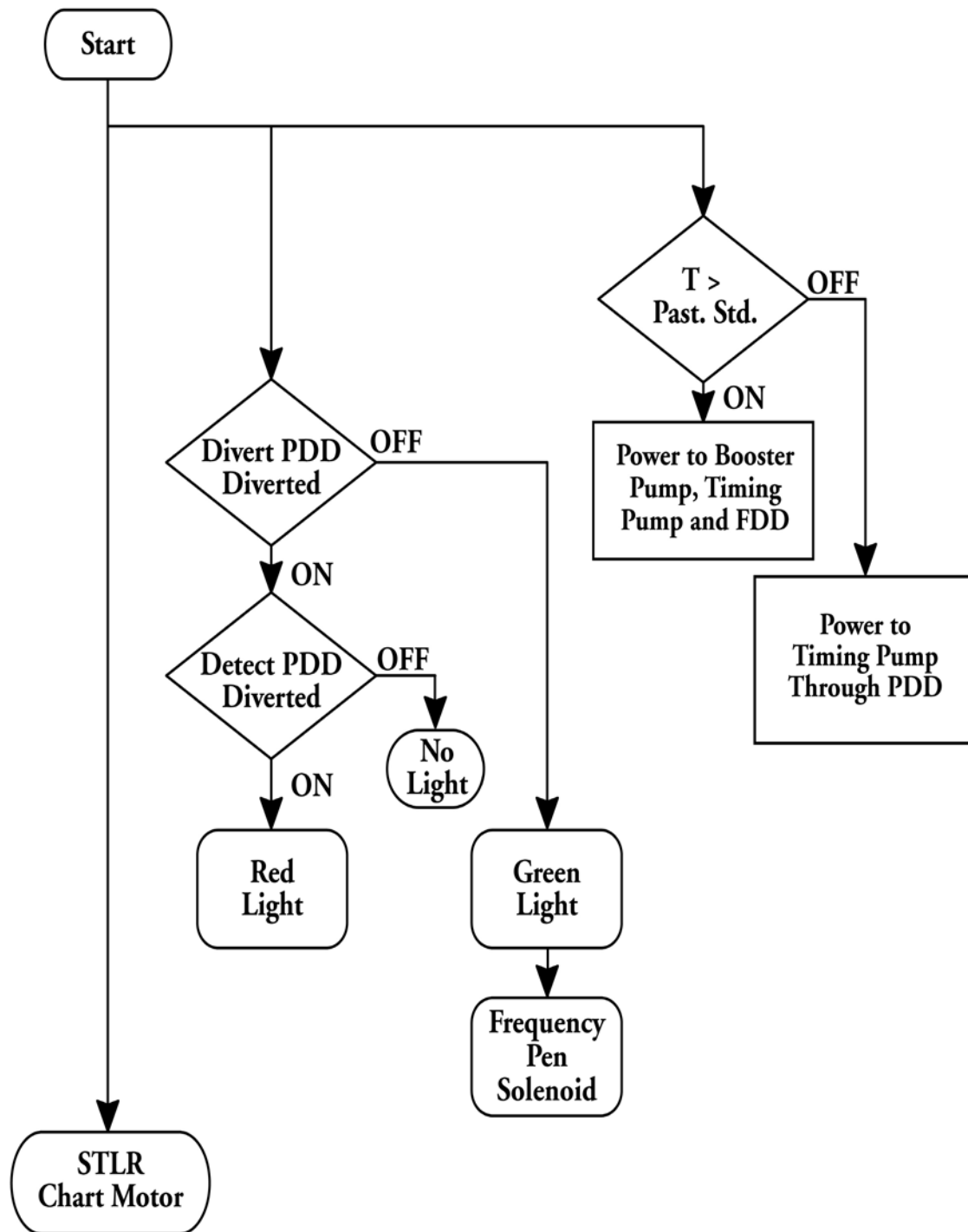
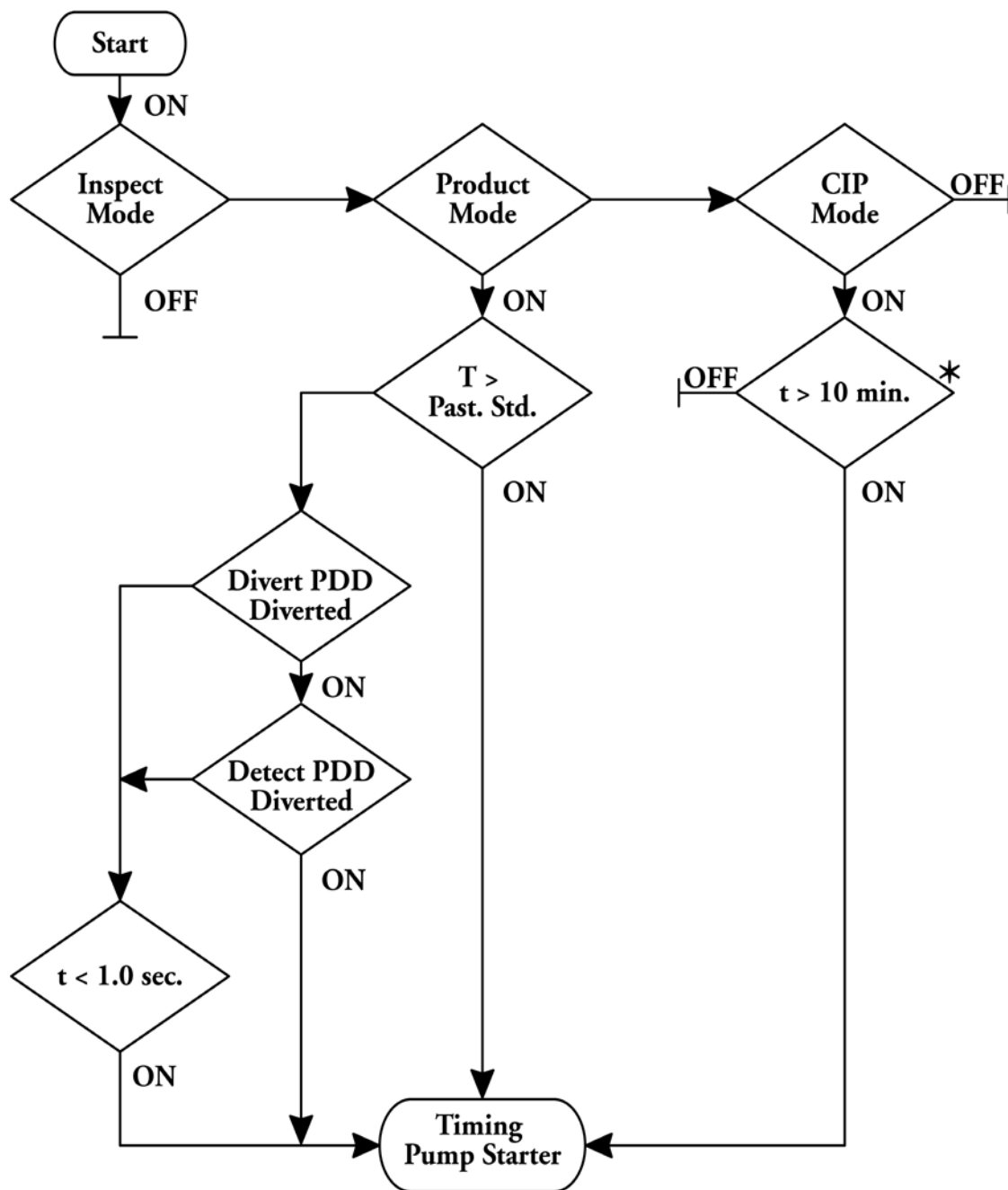


Figure 54. Logic Diagram: HTST Safety Thermal Limit Recorder-Controller

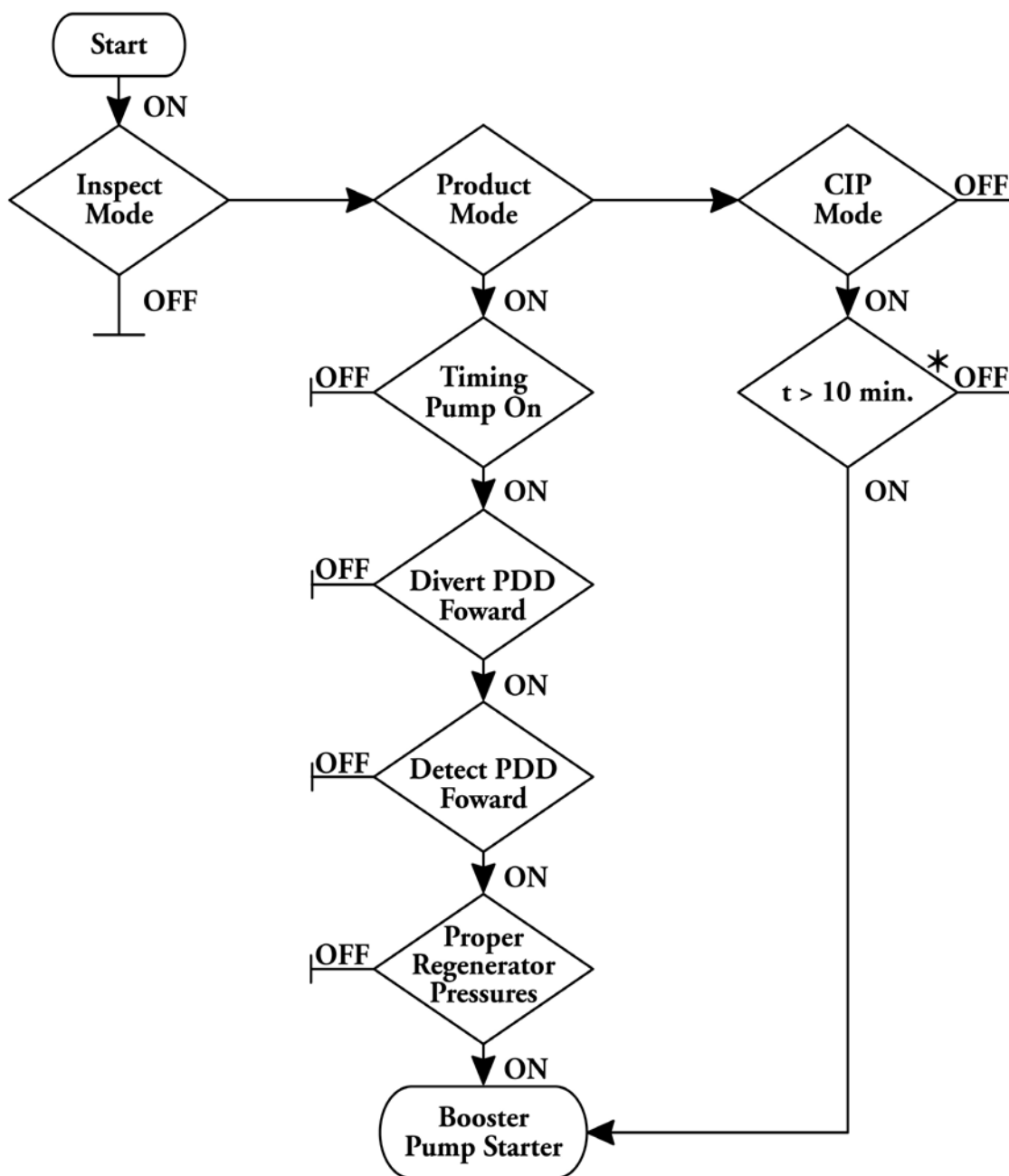
Power



* This diamond (condition) is not necessary, if the 10 min. time relay is not used for a condition of these flow promoters to operate during CIP.

Figure 55. Logic Diagram: HTST Timing Pump

Power



* This diamond (condition) is not necessary, if the 10 min. time relay is not used for a condition of these flow promoters to operate during CIP.

Figure 56. Logic Diagram: HTST Booster Pump

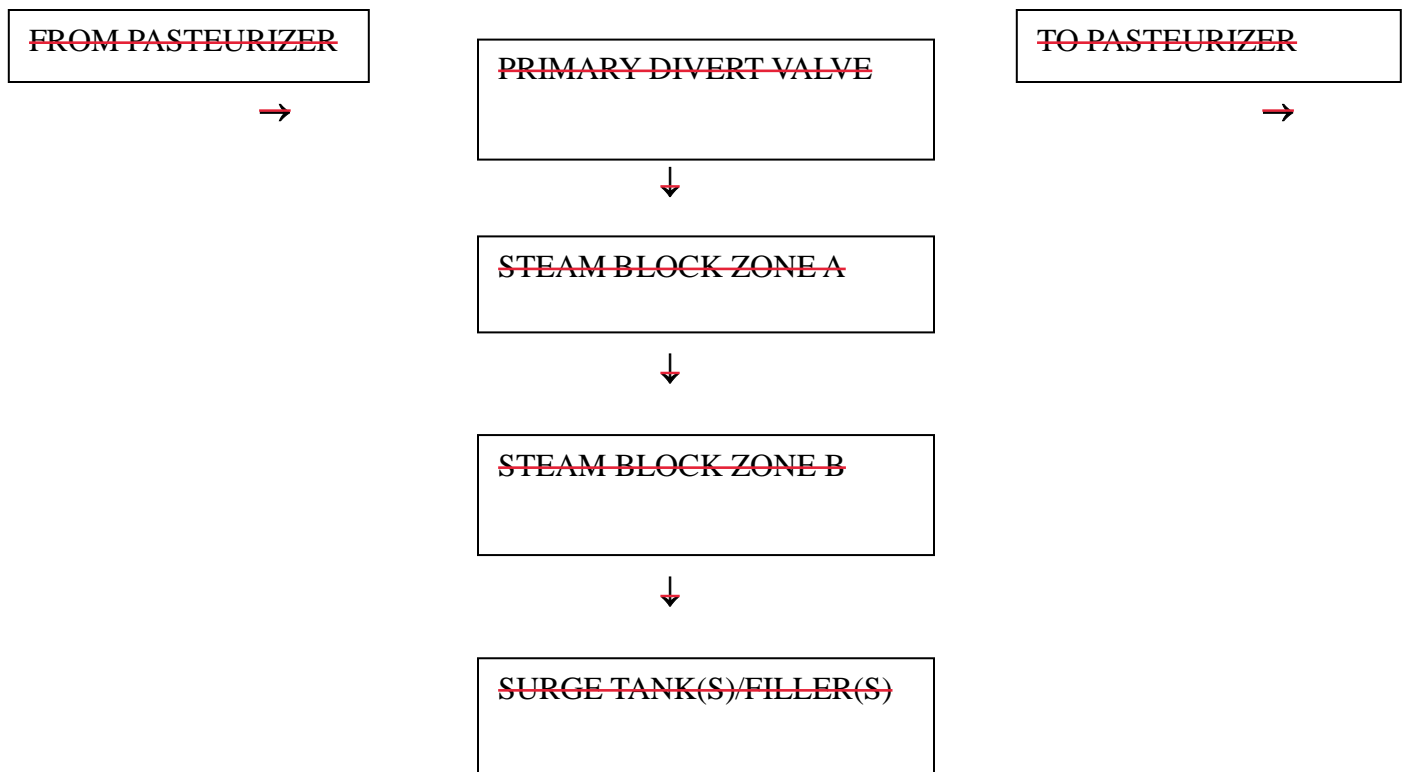
~~VII. CRITERIA FOR STEAM BLOCK TYPE FDD SYSTEMS~~

- ~~1. Steam Block Type FDD Systems shall have two (2) steam block zones between the pasteurizer and the surge tank(s)/filler(s). There shall be a continuous visible bleed of steam or condensate to the drain from each steam block zone.~~
- ~~2. The steam block zones shall be temperature monitored and shall alarm when temperature falls below 121°C (250°F).~~
- ~~3. The Primary Divert Valve and other critical valves shall be position detectable and fail safe and be alarmed to provide protection when needed.~~

~~**NOTE:** For the detection of the FDD and valve seat positions, refer to Appendix H., I., Position Detection Devices of this Ordinance.~~

- ~~4. The Steam Block Type FDD System shall not move to the forward flow position until all conditions required of the HHST pasteurizing system are met and shall divert under the same conditions as a standard FDD.~~
- ~~5. When the Steam Block Type FDD System is in a divert condition, a loss of temperature alarm in a steam block zone shall cause a full port opening to drain in that steam block zone.~~
- ~~6. Should both steam block zones fail when the Steam Block Type FDD is in diverted flow, the resulting compromised milk or milk product shall not be distributed for sale.~~
- ~~7. Computer controls shall meet the requirements of this Appendix.~~

~~STEAM-BLOCK STYLE FDD SYSTEM FUNCTIONAL DIAGRAM~~



~~VIII. MILK AND MILK PRODUCTS HACCP CCP MODELS FOR PASTEURIZATION EQUIPMENT~~

~~Milk plants regulated under the NCIMS voluntary HACCP Program, shall manage pasteurization under the HACCP Plan as a CCP. Following are examples of acceptable models (HACCP Plan Summary Tables) that may be used. Other HACCP Plan Summary Tables that appropriately manage pasteurization as a CCP may also be used.~~

~~MILK AND MILK PRODUCT CONTINUOUS FLOW (HTST AND HHST) PASTEURIZATION---CCP MODEL HACCP PLAN SUMMARY (Refer to the Example on page 280.)~~

~~The essential elements of HTST and HHST pasteurization are:~~

- ~~1. Time;~~
- ~~2. Temperature; and~~
- ~~3. Pressure.~~

~~Each of these elements shall be addressed under the HACCP Plan:~~

- ~~1. In continuous flow pasteurizers with sealed timing pumps, the minimum holding time at pasteurization temperature shall be addressed in the HACCP Plan as a CCP verification. Continuous flow pasteurizers with magnetic flow meter based timing systems, timed at minimum pasteurization temperature, shall be addressed as a Critical Limit (CL).~~
- ~~2. Temperature shall always be addressed in the HACCP Plan as a CL.~~
- ~~3. Pressures in the regenerator of continuous flow pasteurizers, and in the case of HHST pasteurizers as required in the holding tubes, across steam injectors, and within infusion chambers shall be addressed in the HACCP Plan and managed as CCP verification(s).~~

~~MILK AND MILK PRODUCT VAT (BATCH) PASTEURIZATION---CCP MODEL HACCP PLAN SUMMARY (Refer to the Example on page 281.)~~

~~The essential elements of vat (batch) pasteurization are:~~

- ~~1. Time; and~~
- ~~2. Temperature.~~

~~Both of these elements shall be addressed under the HACCP Plan as a CL.~~

~~**MILK AND MILK PRODUCT CONTINUOUS FLOW (HTST AND HHST) PASTEURIZATION**~~
~~**CCP Model HACCP Plan Summary**~~

<u>Critical Control Point (CCP)</u>	<u>Hazard(s)</u>	<u>Critical Limits</u>	<u>Monitoring</u>				<u>Corrective Action(s)*</u>	<u>CCP Verification** and ***</u>	<u>Records</u>
			<u>What</u>	<u>How</u>	<u>Frequency</u>	<u>Who</u>			
Milk and Milk Products Pasteurization (HTST and HHST)	Biological-Vegetative Pathogens (non-spore formers)	Time and Temperature NOTE: Assuring that the minimum holding times are met in systems which use a sealed timing pump would be as CCP verification during required equipment calibration.	Temperature at the exit of the holding tube	Temp. Recorder Chart	Continuous during Operation	Pasteurizer Operator	Manually divert flow of product Isolate the affected product Evaluate and determine disposition of the product (reprocess or disposal)	Record Review: Pasteurizer charts verified Equipment Function Checks: Operator performs required daily tests and record on the temperature charts.	Pasteurizer Charts Corrective Action Records
			Flow rate in forward flow in the holding tube (to verify minimum holding time) in continuous flow pasteurizers with magnetic flow meter based timing systems.	Flow Recorder Chart	Continuous during Operation	Pasteurizer Operator	Document actions	Authorized plant person (supervised by regulatory when required) conducts checks listed in the <i>Milk Plant Equipment Test Report (FDA Form 2359b)</i> . Seals: Verify required regulatory seals daily	CCP Verification -Records, including equipment testing records

* A properly operating HTST or HHST pasteurization system shall divert raw product to the constant level tank when predetermined set points are not met.

** Every particle of milk or milk product is heated, in a properly designed, calibrated and operated pasteurizer, to one of the temperature and time combinations specified in the current *Grade "A" PMO*.

*** Pressures in the regenerator of continuous flow pasteurizers, and in the case of HHST pasteurizers as required in the holding tubes, across steam injectors, and within infusion chambers shall be addressed in the HACCP Plan and managed as CCP verification(s).

Product Description: _____ Method of Storage and Distribution: _____

Intended Use and Consumer: _____

Signature: _____ Date: _____

~~MILK AND MILK PRODUCT VAT (BATCH) PASTEURIZATION CCP MODEL HACCP PLAN SUMMARY~~

<u>Critical Control Point (CCP)</u>	<u>Hazard(s)</u>	<u>Critical Limits</u>	<u>Monitoring</u>				<u>Corrective Action(s)</u>	<u>CCP Verification*</u>	<u>Records</u>
			<u>What</u>	<u>How</u>	<u>Frequency</u>	<u>Who</u>			
Milk and Milk Products Pasteurization (Vat)	Biological-Vegetative Pathogens (non-spore formers)	Time and Temperature	Time and temperatures (in a vat that is continuously agitated to assure that there is no more than 1°F (0.5°C) difference between the warmest and the coldest product in the vat during processing) including minimum required time; product temperature and air space temperatures.	Temp. Recorder Chart	Continuous during Operation	Pasteurizer Operator	<p>During Pasteurization: Continue pasteurization until the time/temperature criteria have been met. If the time/temperature criteria cannot be met in two (2) hours, an evaluation needs to be made as to the disposition of the product.</p> <p>After Pasteurization (i.e., during the record review): If the product is found not to have met the critical time/temperature, place all affected finished product on hold, and evaluate to determine product distribution, i.e., reprocess or destroy.</p>	<p>Record Review: Pasteurizer charts verified</p> <p>Equipment Function Checks: Operator performs required observation of indicating and airspace thermometers for each batch (air space checked at both the beginning and the end of the holding time) and recorded on the chart.</p> <p>Authorized plant person (supervised by regulatory when required) conducts checks listed in the <i>Milk Plant Equipment Test Report</i> (FDA Form 2359b).</p> <p>Seals: Verify required regulatory seals daily if applicable</p>	<p>Pasteurizer Charts</p> <p>Corrective Action Records</p> <p>CCP Verification Records, including equipment testing records</p>

~~*Every particle of milk or milk product is heated, in a properly designed, calibrated and operated pasteurizer, to one of the temperature and time combinations specified in the current Grade "A" PMO.~~

Product Description: _____

Method of Storage and Distribution: _____

Intended Use and Consumer: _____

Signature: _____

Date: _____

~~IX. ACCEPTED PROCESS FOR THE CREATION OF PASTEURIZED EQUIVALENT WATER~~

~~UV LIGHT DISINFECTION OF WATER~~

~~BACKGROUND~~

~~UV light between 2000-4000 Angstrom (200-400 nanometers) is well known for inactivating pathogenic microorganisms in water via several mechanisms, including the formation of deoxyribonucleic acid (DNA) bonds (dimers) that inhibit reproduction and infectivity. Different microbes have different responses to specific wavelengths which also can account for differences in overall dose requirements. Some microbes can use their own enzymes and mechanisms, or take advantage of host cell enzymes to repair the damaged DNA, requiring higher doses of UV to cause irrevocable damage and effective pasteurization level disinfection.~~

~~Three (3) critical factors determine a UV unit's ability to reliably achieve the necessary dose at any point in time: The transmissivity of the water to UV light, the performance of the lamps, and the hydraulics and rate of the flow in the disinfection chamber. Color, turbidity, particles and organic impurities can interfere with the transmission of UV energy and lower the disinfection efficiency below levels required to insure destruction of pathogenic organisms. Similarly, lamps can age unevenly and water can foul the protective sleeves and prevent light from reaching some pathogens. Hydraulic patterns or flow that is too high or too low can cause uneven distribution of the dose and leave some areas without adequate disinfection.~~

~~Other important factors include the geometric configuration of the reactor, the power, wavelength and physical arrangement of the UV lamps, and the UV path length. Longer path lengths provide more opportunities for UV photon-microbe interaction and inactivation.~~

~~UV lamps treat water instantaneously while it is flowing through the disinfection chamber but do not provide residual bactericidal action. Using UV light for pasteurized equivalent water is not a substitute for appropriate maintenance, periodic flushing and sanitizing of the water distribution system inside the plant.~~

~~CRITERIA~~

~~The following is a list of criteria that is required to accept water treated with UV light to be considered equivalent to pasteurized water:~~

- ~~1. UV light shall be applied so that the entire volume of water receives at least the following dose when used as pasteurized water:
 - ~~a. Low pressure UV at 2,537 Angstrom (254 nanometers) at 186,000 microwatt seconds per square centimeter or a 4 log adenovirus equivalent.~~
 - ~~b. Medium pressure UV at 120,000 microwatt seconds per square centimeter or a 4 log adenovirus equivalent.~~~~
- ~~2. A flow or time delay mechanism shall be provided so that all water moving past the flow stop or divert valve receives the minimum dose required above.~~
- ~~3. The unit shall be designed to permit the frequent cleaning of the system without disassembly of the unit and shall be cleaned often enough to ensure that the system will provide the required dose at all times.~~

- ~~4. An automatic flow control valve, accurate within the expected pressure range, shall be installed to restrict flow to the maximum design flow of the treatment unit so that all particles receive the minimum dose listed above.~~
- ~~5. An accurately calibrated UV intensity sensor, properly filtered to restrict its sensitivity to the 2,500-2,800 Angstrom (250-280 nanometers) germicidal spectrum, shall measure the UV energy from the lamps.~~
- ~~6. There shall be one (1) sensor for each UV lamp.~~
- ~~7. The light shall adjust based on water quality measured with a real time UVT analyzer to assure that the dose is always calculated accurately and provided reliably.~~
- ~~8. A flow diversion valve or automatic shut-off valve shall be installed which shall permit flow into the pasteurized product lines only when at least the required UV dosage is applied. When power is not being supplied to the unit, the valve should be in a closed (fail safe) position which prevents the flow of water into the pasteurized product lines.~~
- ~~9. The materials of construction shall not impart toxic materials into the water either as a result of the presence of toxic constituents in materials of construction or as a result of physical or chemical changes resulting from exposure to UV energy.~~
- ~~10. The unit shall record the operating parameters (flow, UVT and dose) on a real time basis. These records shall be accessible to the Regulatory Agency for inspection. Electronically generated records, if used, shall meet the criteria specified in Appendix H., V. of this Ordinance.~~

~~APPENDIX I. PASTEURIZATION EQUIPMENT AND CONTROLS - TESTS~~

~~I. TESTING APPARATUS SPECIFICATIONS~~

~~TEST THERMOMETER~~

~~Type:~~

~~1. **Mercury or Non-toxic Liquid in Glass Actuated:** Readily cleanable; plain front; enameled back; length at least 30.5 centimeters (12 inches); immersion point to be etched on stem and mercury or non-toxic liquid to stand in contraction chamber at 0°C (32°F). Non-toxic liquid in glass-actuated thermometers shall have accuracy and reliability equivalent to mercury thermometers.~~

~~**Scale Range:** At least 7°C (12°F) below and 7°C (12°F) above the pasteurization temperature at which the operating thermometer is used, with extensions of the scale on either side permitted and protected against damage at 149°C (300°F).~~

~~**Temperature Represented by Smallest Scale Division:** 0.1°C (0.2°F).~~

~~**Number of Degrees per 25 Millimeters (1 inch) of Scale:** Not more than four (4) Celsius degrees or not more than six (6) Fahrenheit degrees.~~

~~**Accuracy:** Within $\pm 0.1^\circ\text{C}$ ($\pm 0.2^\circ\text{F}$), throughout specified scale range. The accuracy shall be checked against a thermometer, which has been tested by or is traceable to NIST).~~

~~**Bulb:** Corning normal or equally suitable thermometric glass.~~

~~**Case:** Suitable to provide protection during transit and periods when not in use.~~

~~2. **Digital Test Thermometer:** Hand held; high accuracy digital thermometer; and battery or AC line powered. Calibration is protected from unauthorized changes.~~

~~**Range:** 18°C to 149°C (0°F to 300°F); Temperature represented by smallest scale division, 0.01°C or °F and digital display.~~

~~**Accuracy:** System accuracy of: $\pm 0.056^\circ\text{C}$ ($\pm 0.100^\circ\text{F}$); Probe accuracy of: $\pm 0.05^\circ\text{C}$ ($\pm 0.09^\circ\text{F}$); Repeatability of $\pm 0.005^\circ\text{C}$ ($\pm 0.009^\circ\text{F}$); Three (3) month stability: $\pm 0.025^\circ\text{C}$ ($\pm 0.045^\circ\text{F}$). Thermometer accuracy from 0°C to 150°C (32°F to 302°F): $\pm 0.05^\circ\text{C}$ ($\pm 0.09^\circ\text{F}$). Calibration uncertainty: $\pm 0.0047^\circ\text{C}$ ($\pm 0.00846^\circ\text{F}$). The accuracy shall be checked against a thermometer, which has been tested by or is traceable to NIST. This calibration shall be performed annually by a properly trained representative of an "Official Laboratory" or an "Officially Designated Laboratory"; or by a qualified representative of a thermometer manufacturer; or by a properly trained Regulatory Agency representative. The calibration protocol/SOP shall be developed by the Regulatory Agency in cooperation with the thermometer manufacturer and FDA. Documentation of the identity of the properly trained Regulatory Agency representative shall be maintained by the Regulatory Agency. A signed certificate of calibration for the digital thermometer shall be maintained with the unit.~~

~~**Self-Diagnostic Circuitry:** Circuitry shall provide constant monitoring of all sensing, input and conditioning circuits. The diagnostic circuitry should be capable of identifying the probe and its calibration information. Without a correct connection of the probe, the display shall alert the operator and no temperature will be displayed.~~

~~**Electro-magnetic Compatibility:** Shall be documented for these devices for their intended use and available to the Regulatory Agency. Units to be used in the “field” shall have been tested for heavy industrial standards, as specified in the European Electromagnetic Compatibility Directive.~~

~~**Immersion:** Minimum immersion point shall be marked on the probe. During control tests, the probes shall be immersed to equal depths in a water or oil bath.~~

~~**Case:** Suitable to provide protection during transit and periods when not in use.~~

~~**GENERAL PURPOSE THERMOMETER**~~

~~**Type:** Pocket type.~~

~~**Scale Range:** 1°C (30°F) to 100°C (212°F), with extensions of the scale on either side permitted. Protected against damage at 105°C (220°F).~~

~~**Temperature Represented by Smallest Scale Division:** 1°C (2°F).~~

~~**Accuracy:** Within $\pm 1^\circ\text{C}$ ($\pm 2^\circ\text{F}$), throughout the specified scale range. Checked periodically against a known accurate thermometer.~~

~~In the case of mercury actuated general purpose thermometers, the following additional specifications shall apply:~~

~~**Magnification of Mercury Column:** To apparent width of not less than 1.6 millimeter (0.0625 of an inch).~~

~~**Number of Degrees per Inch of Scale:** Not more than twenty nine (29) Celsius degrees or not more than fifty two (52) Fahrenheit degrees.~~

~~**Case:** Metal, provided with a fountain pen clip.~~

~~**Bulb:** Corning normal or equally suitable thermometric glass.~~

~~**ELECTRICAL CONDUCTIVITY MEASURING DEVICES**~~

~~**Type:** Manual or automatic.~~

~~**Conductivity:** Capable of detecting change produced by the addition of ten (10) ppm of sodium chloride, in water of 100 ppm of hardness.~~

~~**Electrodes:** Standard.~~

~~**Automatic Instruments:** Electric clock, time divisions not over 0.2 of a second.~~

~~**TIME MEASURING DEVICE**~~

~~An Accurate Time Measuring Device may include but is not limited to a stopwatch, digital watch, conductivity device timer and any other device which keeps time accurately.~~

~~**STOPWATCH**~~

~~**Type:** Open face, indicating fractional seconds.~~

~~**Accuracy:** Accurate to 0.2 of a second.~~

~~**Hands:** Sweep hand, if applicable, one complete turn every sixty (60) seconds or less.~~

~~**Scale:** Divisions of not over 0.2 of a second.~~

~~**Crown:** Depression of crown or push button starts, stops and resets to zero.~~

~~H. TEST PROCEDURES~~

~~Pasteurization equipment Tests listed and referenced below shall be performed by the Regulatory Agency; or in the case of HACCP listed milk plants, qualified industry personnel, acceptable to the Regulatory Agency, as cited in Item 16p.(D); or on an emergency basis, an industry temporary testing and sealing program, authorized by the Regulatory Agency, as cited in Item 16p.(D). The results of the Tests shall be recorded on appropriate forms and filed, as the Regulatory Agency shall direct. (Refer to Appendix M of this Ordinance.) Regulatory seals shall be installed where required at the commissioning of a new pasteurization system. If the public health control(s) is within a computer system used to manage the functions of the public health control device(s) that operate the pasteurization system, the computer shall be in compliance with Appendix H. VI of this Ordinance before the access to the computer program is sealed. Whenever a regulatory seal has been broken, the pasteurization equipment shall be re-sealed after the appropriate testing has been conducted by the Regulatory Agency or qualified industry personnel in compliance with Item 16p.D and are found to be in compliance with the applicable Test procedure(s).~~

~~**NOTE:** If the pasteurization system fails one (1) or more of the required Tests, the pasteurization system shall not be allowed to operate until the cause of this failure has been corrected and compliance has been verified by the Regulatory Agency; or in the case of HACCP listed milk plants, qualified industry personnel, acceptable to the Regulatory Agency, in compliance with Item 16p.(D); or on an emergency basis, an industry temporary testing and sealing program, authorized by the Regulatory Agency, in compliance with Item 16p.(D).~~

~~If it is required to break a regulatory seal to conduct any of the following Tests, it shall be replaced by the Regulatory Agency or HACCP qualified personnel acceptable to the Regulatory Agency, after testing has been completed and compliance has been verified.~~

~~**NOTE:** For various pieces of equipment approved for pasteurization systems, Testing Procedures which have been reviewed specifically for that equipment are included within the FDA accepted operations manual for the equipment and/or within the Memorandum of Milk Ordinance Equipment Compliance (M b) issued upon FDA's review and acceptance of the equipment. These Testing Procedures shall be used.~~

~~TEST 1.~~

~~INDICATING THERMOMETERS - TEMPERATURE ACCURACY~~

~~**Reference:** Item 16p.(A), (B) and (D)~~

~~**Application:** To all indicating thermometers, including airspace thermometers, if applicable, used for the measurement of milk and/or milk product temperature during pasteurization and/or ultra-pasteurization. Do not run this Test if the liquid column has been split or the capillary tube is broken.~~

~~**Frequency:** Upon installation; at least once each three (3) months thereafter; whenever the thermometer has been repaired and/or replaced; or whenever the regulatory seal on a digital sensing element or a digital control box has been broken.~~

Criteria: ~~Within $\pm 0.25^{\circ}\text{C}$ ($\pm 0.5^{\circ}\text{F}$) for pasteurization and ultra-pasteurization indicating thermometers and $\pm 0.5^{\circ}\text{C}$ ($\pm 1^{\circ}\text{F}$) for airspace thermometers, in a specified scale range. Provided, that on a batch pasteurizer used solely for thirty (30) minute pasteurization of milk and/or milk products at temperatures above 71°C (160°F), the indicating thermometer shall be accurate to within $\pm 0.5^{\circ}\text{C}$ ($\pm 1^{\circ}\text{F}$).~~

Apparatus:

- ~~1. Test thermometer meeting the specifications cited in Section I of this Appendix;~~
- ~~2. Water, oil or other suitable media bath and agitator; and~~
- ~~3. Suitable means of heating the media bath.~~

Method: ~~Both the indicating and/or airspace thermometer, if applicable, and test thermometer shall be exposed to water, oil or other suitable media of a uniform temperature. The indicating thermometer and/or airspace thermometer, if applicable, reading is compared to the reading of the test thermometer.~~

Procedure:

- ~~1. Prepare a media bath, by raising the temperature of the media to within 2°C (3°F) of the lowest sealed cut out pasteurization or ultra-pasteurization temperature, or minimum legal indicating or airspace temperature for batch pasteurization.~~
- ~~2. Stabilize the media bath temperature and agitate rapidly.~~
- ~~3. Continue agitation and insert the indicating and/or airspace thermometer, if applicable, and test thermometer to the indicated immersion point.~~
- ~~4. Compare the thermometer readings at a temperature within the test range.~~
- ~~5. Repeat the comparison of the thermometer readings.~~
- ~~6. If the results of this Test are outside the **Criteria** noted above, the indicating thermometer or airspace thermometer, if applicable, shall be adjusted by milk plant personnel to agree with the test thermometer, retest and record the action taken on the appropriate Form.~~
- ~~7. When compliance is achieved and/or verified, record the thermometer readings from both comparisons and record the thermometer identification or location on the appropriate Form.~~
- ~~8. Re seal as appropriate the sensing elements and control boxes of the digital thermometers.~~

Action: ~~If the pasteurization or ultra pasteurization system fails this Test, the pasteurization or ultra-pasteurization system shall not be allowed to operate until the cause of this failure has been corrected and compliance has been verified by the Regulatory Agency; or in the case of HACCP listed milk plants, qualified industry personnel, acceptable to the Regulatory Agency, in compliance with Item 16p.(D); or on an emergency basis, an industry temporary testing and sealing program, authorized by the Regulatory Agency, in compliance with Item 16p.(D).~~

TEST 2.

TEMPERATURE RECORDING AND RECORDER CONTROLLER
THERMOMETERS TEMPERATURE ACCURACY

Reference: ~~Item 16p.(A), (B) and (D)~~

Application: ~~To all temperature recording and recorder-controller thermometers used to record milk and/or milk product temperatures during pasteurization and/or ultra-pasteurization, except those which are electronic or computer controlled.~~

Frequency: Upon installation; at least once each three (3) months thereafter; whenever the sensing element has been repaired and/or replaced; or whenever the regulatory seal has been broken.

Criteria: Within $\pm 0.5^{\circ}\text{C}$ ($\pm 1^{\circ}\text{F}$), in a specified scale range as described in **Procedure 1** below. Provided, that on a batch pasteurizer used solely for thirty (30) minute pasteurization of milk and/or milk products at temperatures above 71°C (160°F), the temperature recording thermometer shall be accurate to within $\pm 1^{\circ}\text{C}$ ($\pm 2^{\circ}\text{F}$) between 71°C (160°F) and 77°C (170°F).

Apparatus:

1. The indicating thermometer, which was previously tested against a known accurate test thermometer;
2. Water, oil or other suitable media bath and agitator;
3. Suitable means of heating the media bath; and
4. Ice.

NOTE: When this Test is performed on temperature recorder controllers used with HHST pasteurization systems that operate at or above the boiling point of water, an oil or other suitable media bath shall be substituted for the processing (operating) temperature water mentioned in **Procedures 1, 4, 5, 6, and 7** as well as the boiling water mentioned in **Procedures 2, 3 and 5**. The temperature of the oil bath that is used in place of the boiling water shall be above the normal operating range but below the highest temperature division on the chart.

Method: The testing of a temperature recording or recorder controller thermometer for temperature accuracy involves the determination of whether or not the temperature pen arm will return to within $\pm 0.5^{\circ}\text{C}$ ($\pm 1^{\circ}\text{F}$) or $\pm 1^{\circ}\text{C}$ ($\pm 2^{\circ}\text{F}$) as provided for in the **Criteria** above, of its previous setting, after exposure to high heat and melting ice.

Procedure:

1. Heat a media bath to a constant temperature, utilizing one (1) of the following temperatures:
 - a. Lowest sealed cut out pasteurization temperature; or
 - b. Minimum legal indicating or airspace pasteurization temperature for batch pasteurization.

Provided, that on a batch pasteurizer used solely for thirty (30) minute pasteurization of milk and/or milk products at temperatures above 71°C (160°F), this test shall be conducted with a media bath temperature above 71°C (160°F) and below 77°C (170°F).

Immerse the temperature recording or recorder controller thermometer sensing element into the media bath. After a stabilization period of five (5) minutes, if necessary adjust the temperature recording or recorder controller thermometer pen to read exactly as the previously tested indicating thermometer. The media bath shall be rapidly agitated throughout this stabilization period.

2. Prepare a second media bath by heating the media bath to the boiling point of water, or in the case of HHST pasteurization systems, to a temperature above the normal operating range but below the highest temperature division on the chart, and maintain temperature. Prepare a third media bath with ice and water. Place all media baths within working distance of the temperature recording or recorder controller thermometer temperature sensing element(s).

3. Immerse the temperature recording or recorder controller thermometer sensing element into the hot media bath as prepared in **Procedure 2**, above, for not less than five (5) minutes.

4. Remove the temperature recording or recorder controller thermometer sensing element from the hot media bath and immerse it in the media bath as prepared in **Procedure 1** above. Allow a five (5) minute stabilization period for both the indicating and temperature recording or recorder-

~~controller thermometers. Compare the readings of the indicating and temperature recording or recorder-controller thermometers. The temperature recording or recorder-controller thermometer reading shall be within $\pm 0.5^{\circ}\text{C}$ ($\pm 1^{\circ}\text{F}$) or $\pm 1^{\circ}\text{C}$ ($\pm 2^{\circ}\text{F}$) as provided for in the **Criteria** above, of the indicating thermometer reading.~~

~~5. Remove the temperature recording or recorder-controller thermometer sensing element from the media bath in the temperature range for the process being used and immerse it in the ice and water bath for not less than five (5) minutes.~~

~~6. Remove the temperature recording or recorder-controller thermometer sensing element from the ice and water bath and immerse it in the media bath as prepared in **Procedure 1** above. Allow a five (5) minute stabilization period for both the indicating and temperature recording or recorder-controller thermometers. Compare the readings of the indicating and temperature recording or recorder-controller thermometers. The temperature recording or recorder-controller thermometer reading shall be within $\pm 0.5^{\circ}\text{C}$ ($\pm 1^{\circ}\text{F}$) or $\pm 1^{\circ}\text{C}$ ($\pm 2^{\circ}\text{F}$) as provided for in the **Criteria** above, of the indicating thermometer reading.~~

~~7. When compliance is achieved and/or verified, re-seal the thermometer sensing elements and recorder-controller as necessary and record the indicating and temperature recording thermometer or recorder-controller thermometer readings obtained from **Procedures 1, 4, and 6** above on the appropriate Form.~~

~~**Action:** If the temperature recording or recorder-controller thermometer pen does not return to $\pm 0.5^{\circ}\text{C}$ ($\pm 1^{\circ}\text{F}$) or $\pm 1^{\circ}\text{C}$ ($\pm 2^{\circ}\text{F}$) as provided in **Procedures 4 and 6** above, the temperature recording or recorder-controller thermometer shall be repaired or replaced by milk plant personnel. If the pasteurization or ultra-pasteurization system fails this Test, the pasteurization or ultra-pasteurization system shall not be allowed to operate until the cause of this failure has been corrected and compliance has been verified by the Regulatory Agency; or in the case of HACCP listed milk plants, qualified industry personnel, acceptable to the Regulatory Agency, in compliance with Item 16p.(D); or on an emergency basis, an industry temporary testing and sealing program, authorized by the Regulatory Agency, in compliance with Item 16p.(D).~~

~~**TEST 3.**~~

~~**TEMPERATURE RECORDING AND RECORDER-CONTROLLER THERMOMETERS TIME ACCURACY**~~

~~**Reference:** Item 16p.(A), (B) and (D)~~

~~**Application:** To all temperature recording and recorder-controller thermometers used to record the time of pasteurization and/or ultra-pasteurization.~~

~~**Frequency:** Upon installation; at least once each three (3) months thereafter; whenever the temperature recorder-controller thermometer or programmable recording thermometer has been repaired and/or replaced; or whenever the regulatory seal on a temperature recorder-controller thermometer or programmable recording thermometer or sensing element has been broken.~~

~~**Criteria:** The recorded time of pasteurization or ultra-pasteurization shall not exceed the true elapsed time.~~

~~**Apparatus:** An accurate time measuring device.~~

~~**Method:** A comparison of the recorded time over a period of not less than thirty (30) minutes with an accurate time measuring device.~~

Procedure:

1. Determine if the recording chart is appropriate for the temperature recording or recorder-controller thermometer. Insure that the recording chart pen is aligned with the time arc of the recording chart at both the center and the outside edge.
2. Inscribe a reference mark at the pen point on the recording chart and record the time.
3. At the end of thirty (30) minutes utilizing an accurate time measuring device, inscribe a second reference mark at the pen point position on the recording chart.
4. Determine the distance between the two (2) reference marks and compare the distance with the time scale divisions on the recording chart at the same temperature.
5. Re-seal the sensing elements and recorder-controller as necessary; enter the results on the recording chart and initial the recording chart; and record the beginning and ending times on the appropriate Form.

Action: If the recorded time is incorrect, the temperature recording or recorder-controller thermometer device shall be adjusted or repaired by milk plant personnel. If the pasteurization or ultra-pasteurization system fails this Test, the pasteurization or ultra-pasteurization system shall not be allowed to operate until the cause of this failure has been corrected and compliance has been verified by the Regulatory Agency; or in the case of HACCP listed milk plants, qualified industry personnel, acceptable to the Regulatory Agency, in compliance with Item 16p.(D); or on an emergency basis, an industry temporary testing and sealing program, authorized by the Regulatory Agency, in compliance with Item 16p.(D).

TEST 4.**TEMPERATURE RECORDING AND RECORDER-CONTROLLER
THERMOMETERS CHECKED AGAINST
INDICATING THERMOMETER**

Reference: Item 16p.(A), (B) and (D)

Application: To all temperature recording and recorder-controller thermometers used to record milk and/or milk product temperatures during pasteurization or ultra-pasteurization, and for batch-pasteurizer digital combination airspace/recording thermometers with a continuous recording of the airspace temperature and where the airspace temperature is read and recorded on the recording chart only at the start of the pasteurization holding period.

Frequency: Upon installation; at least once each three (3) months thereafter; whenever the temperature recording or recorder-controller thermometer has been repaired and/or replaced; whenever the regulatory seal has been broken; and daily and immediately after a recording chart has been changed by milk plant personnel.

Criteria: The temperature recording thermometer and recorder-controller thermometer shall not read higher than the indicating or airspace thermometer, which were previously tested against a known accurate test thermometer.

Apparatus: No supplementary materials required.

Method: This Test requires only that the reading of the temperature recording thermometer, recorder-controller thermometer or airspace recording thermometer be compared with the indicating thermometer at a time when both are exposed to a stabilized temperature at or above the minimum legal pasteurization temperature.

Procedure:

1. When the indicating and temperature recording or recorder-controller thermometer temperature readings are stabilized at or above the minimum legal pasteurization temperature, read the indicating thermometer.
2. For batch pasteurizers, when the airspace indicating and recording temperature readings are stabilized at or above the minimum legal pasteurization temperature, read the airspace thermometer.
3. Immediately enter the results; the time at which this comparison was made; and initial the recording chart. This may be accomplished by inscribing a line intersecting the recorded temperature are at the pen location or any other method acceptable to the Regulatory Agency.
4. Record the observed indicating and temperature recording thermometer or recorder-controller thermometer readings on the appropriate Form.

Action: If the temperature recording thermometer or recorder-controller thermometer reads higher than the indicating thermometer, the pen or temperature adjusting mechanism shall be adjusted by milk plant personnel to agree with the indicating thermometer. If after adjustment the temperature recording thermometer or recorder-controller thermometer fails this Test, the pasteurization or ultra-pasteurization system shall not be allowed to operate until the cause of this failure has been corrected and compliance has been verified by the Regulatory Agency; or in the case of HACCP listed milk plants, qualified industry personnel, acceptable to the Regulatory Agency, in compliance with Item 16p.(D); or on an emergency basis, an industry temporary testing and sealing program, authorized by the Regulatory Agency, in compliance with Item 16p.(D).

TEST 5.

FDD - PROPER ASSEMBLY AND FUNCTION

Reference: Item 16p.(B) and (D)

Application: 5.1 to 5.4 and 5.6 to 5.8 below apply to all FDDs used with continuous flow pasteurization systems. 5.5 and 5.9 below apply only to FDDs used with HTST pasteurization systems.

Frequency: Upon installation; at least once each three (3) months thereafter; whenever the FDD has been repaired and/or replaced; or whenever the regulatory seal(s) has been broken.

Criteria: The FDD shall function as required in all operating situations and shall de-energize the timing pump and all other flow promoting devices capable of causing flow through the FDD, in the event of a FDD malfunction or when the FDD is incorrectly assembled.

5.1 LEAKAGE PAST THE VALVE SEAT(S)

Apparatus: Suitable tools for the disassembly of the FDD and any connected sanitary piping.

Method: Observe the valve seat(s) for leakage.

Procedure:

1. With the pasteurization system operating on water, place the FDD in the diverted flow position.
 - a. For single stem FDDs, disconnect the forward flow sanitary piping and observe the valve seat for leakage. Check the leak escape ports to see if they are open; or

b. ~~For dual stem FDDs, observe the leak detect line discharge or sight glass for leakage.~~

2. ~~Record the results of the Test on the appropriate Form.~~

Action: ~~If leakage is observed, suitable repairs shall be made to the FDD by milk plant personnel. If after adjustment and/or repair the FDD fails this Test, the pasteurization system shall not be allowed to operate until the cause of this failure has been corrected and compliance has been verified by the Regulatory Agency; or in the case of HACCP listed milk plants, qualified industry personnel, acceptable to the Regulatory Agency, in compliance with Item 16p.(D); or on an emergency basis, an industry temporary testing and sealing program, authorized by the Regulatory Agency, in compliance with Item 16p.(D).~~

~~5.2 OPERATION OF THE VALVE STEM(S)~~

Apparatus: ~~Suitable tools for tightening the packing nut on the valve stem of a single stem FDD.~~

Method: ~~Observe the valve stem(s) for ease of movement.~~

~~Procedure:~~

- ~~1. For single stem FDDs, tighten the valve stem packing nut as much as possible. Operate the pasteurization system at maximum operating pressure and place the FDD in both forward and diverted flow several times. The valve stem shall move freely in both forward and diverted flow positions when the stem packing nut is fully tightened. Note the freedom of action of the valve stem.~~
- ~~2. For dual stem FDDs, operate the pasteurization system at maximum operating pressure and place the FDD in both forward and diverted flow several times. The valve stems shall move freely in both forward and diverted flow positions. Note the freedom of action of the valve stems.~~
- ~~3. Record the results of the Test on the appropriate Form.~~

Action: ~~If the valve stem(s) action is sluggish, suitable adjustment or repair shall be made by milk plant personnel. If after adjustment and/or repair the FDD fails this Test, the pasteurization system shall not be allowed to operate until the cause of this failure has been corrected and compliance has been verified by the Regulatory Agency; or in the case of HACCP listed milk plants, qualified industry personnel, acceptable to the Regulatory Agency, in compliance with Item 16p.(D); or on an emergency basis, an industry temporary testing and sealing program, authorized by the Regulatory Agency, in compliance with Item 16p.(D).~~

~~5.3 DEVICE ASSEMBLY SINGLE STEM FDD~~

Apparatus: ~~Suitable tools for the disassembly of the FDD and any connected sanitary piping.~~

Method: ~~When the FDD is improperly assembled and in diverted flow, below the cut out temperature, observe the function of the timing pump and all other flow promoting devices capable of causing flow through the FDD.~~

~~Procedure:~~

- ~~1. With the pasteurization system in operation, in "Process" mode, and below the cut in temperature, unscrew by one half (1/2) turn, the 13H hex nut that holds the top of the valve to the valve body. This shall de-energize the timing pump and all other flow promoting devices, which are capable of causing flow through the FDD. In addition, separators and/or downstream vacuum sources shall be effectively valved out of the pasteurization system. This Test shall be~~

~~conducted without any sanitary piping connected to the forward flow port of the FDD. This allows for the movement of the top of the valve when the hex nut is loosened. Re-tighten the 13H hex nut.~~

~~2. With the pasteurization system in operation, in "Process" mode, and below the cut-in temperature, remove the connecting key, which is located at the base of the valve stem. The timing pump and all other flow promoting devices, which are capable of causing flow through the FDD, shall be de-energized. In addition, separators and/or downstream vacuum sources shall be effectively valved out of the pasteurization system.~~

~~3. Attempt to restart each flow promoting device capable of causing flow through the FDD. None of these flow promoting devices shall start or operate. Separators and/or downstream vacuum sources shall remain effectively valved out of the pasteurization system~~

~~4. Record the results of the Test on the appropriate Form.~~

~~**Action:** If any flow promoting device fails to respond as indicated above, an immediate check of the FDD assembly and wiring is required by milk plant personnel to locate and correct the cause of the failure. If after adjustment and/or repair the FDD fails this Test, the pasteurization system shall not be allowed to operate until the cause of this failure has been corrected and compliance has been verified by the Regulatory Agency; or in the case of HACCP listed milk plants, qualified industry personnel, acceptable to the Regulatory Agency, in compliance with Item 16p.(D); or on an emergency basis, an industry temporary testing and sealing program, authorized by the Regulatory Agency, in compliance with Item 16p.(D).~~

~~5.4 DEVICE ASSEMBLY DUAL STEM DEVICE~~

~~**NOTE:** The Test procedure presented in this Section is typical of Tests accepted by FDA for various specific types of FDDs. Testing details, which may vary, are provided in individual FDD operator's manuals that have been reviewed by FDA and are specified by part number in FDA's M-b's. In each of these M-b accepted Test methods, if the words "metering pump" or "timing pump" are used they shall be understood to mean "timing pump and all other flow promoting devices, which are capable of causing flow through the FDD".~~

~~**Apparatus:** No supplementary materials required.~~

~~**Method:** Observe the function of the timing pump and all other flow promoting devices, which are capable of causing flow through the FDD when the FDD is improperly assembled.~~

~~**Procedure:**~~

~~1. With the FDD in diverted flow, caused by temperature, and the FDD is properly assembled, move the FDD to the forward flow position by moving the switch to the "Inspect" mode and disconnect the valve stem from the actuator of the valve being tested.~~

~~2. Move the FDD to the diverted flow position by moving the switch to the "Product" mode and turn on the timing pump and all other flow promoting devices, which are capable of causing flow through the FDD. The timing pump and all other flow promoting devices shall be de-energized and shall not run. If any flow promoting device, which is capable of causing flow through the FDD, starts momentarily and then stops running, it may indicate the improper wiring of the one (1) second time delay as allowed for in 16p.(B)2.b.(10). In addition, separators and/or downstream vacuum sources shall remain effectively valved out of the pasteurization system. Move the switch to the "Inspect" mode and properly reassemble the FDD. Start the timing pump~~

~~and all other flow promoting devices, which are capable of causing flow through the FDD, to determine if the FDD has been properly reassembled.~~

~~3. Repeat this **Procedure** for the other actuator.~~

~~4. Record the results of the Test on the appropriate Form.~~

~~**Action:** If any of the flow promoting devices, which are capable of causing flow through the FDD, fail to respond as indicated, an immediate check of the FDD assembly and wiring shall be conducted by milk plant personnel to locate and correct the problem. If after adjustment and/or repair the FDD fails this Test, the pasteurization system shall not be allowed to operate until the cause of this failure has been corrected and compliance has been verified by the Regulatory Agency; or in the case of HACCP listed milk plants, qualified industry personnel, acceptable to the Regulatory Agency, in compliance with Item 16p.(D); or on an emergency basis, an industry temporary testing and sealing program, authorized by the Regulatory Agency, in compliance with Item 16p.(D).~~

~~5.5 MANUAL DIVERSION~~

~~**Apparatus:** No supplementary materials required.~~

~~**Method:** Observe that the appropriate responses in **Procedures** 1 and 2, as required below, have occurred during the activation and deactivation of manual diversion.~~

~~**Procedure:**~~

~~1. With the HTST pasteurization system in operation and the FDD in the forward flow position, activate the manual divert control.~~

~~a. The FDD shall assume the diverted flow position;~~

~~b. Any flow promoting device downstream from the FDD, which is capable of causing flow through the FDD, shall be de-energized; and~~

~~c. Any separator and/or vacuum source downstream from the FDD shall be effectively valved out.~~

~~2. If a booster pump is installed in the HTST pasteurization system and the pasteurization system is in operation with the FDD in the forward flow position:~~

~~a. Activate the manual divert control. The booster pump shall be de-energized. The required minimum pressure differential of at least 6.9 kPa (1 psi) between raw milk and/or milk product and pasteurized milk and/or milk product in the regenerator shall be maintained.~~

~~b. After the raw pressure reaches zero (0) psi, deactivate the manual divert control and observe that the required minimum pressure differential of at least 6.9 kPa (1 psi) between raw milk and/or milk product and pasteurized milk and/or milk product in the regenerator has been maintained.~~

~~**Action:** If the above described required actions do not occur, or the required pressure differential between raw and pasteurized milk and/or milk product is not maintained, the HTST pasteurization system shall be immediately reviewed and evaluated by milk plant personnel and the indicated deficiencies corrected or proper adjustments made. If after adjustment and/or repair the FDD fails this Test, the pasteurization system shall not be allowed to operate until the cause of this failure has been corrected and compliance has been verified by the Regulatory Agency; or in the case of HACCP listed milk plants, qualified industry personnel, acceptable to the Regulatory Agency, in compliance with Item 16p.(D); or on an emergency basis, an industry temporary testing and sealing program, authorized by the Regulatory Agency, in compliance with Item 16p.(D).~~

~~5.6 RESPONSE TIME~~

~~Apparatus:~~

- ~~1. Water, oil or other suitable media bath and agitator;~~
- ~~2. Suitable means of heating the media bath; and~~
- ~~3. An accurate time measuring device.~~

~~Method:~~ ~~Determine that the elapsed time does not exceed one (1) second between the instant of the activation of the FDD control mechanism at cut out temperature, on declining temperature, and the instant the FDD takes the fully diverted flow position.~~

~~Procedure:~~

- ~~1. With the water, oil or suitable media bath at a temperature above cut out temperature, allow the water, oil or other suitable media to cool gradually. The moment the cut out mechanism is activated, start the accurate time measuring device. The moment the FDD takes the fully diverted position, stop the accurate time measuring device.~~
- ~~2. Record the results of the Test on the appropriate Form.~~

~~Action:~~ ~~If the response time exceeds one (1) second, immediate action shall be taken by milk plant personnel to correct this FDD deficiency. If after adjustment and/or repair the FDD fails this Test, the pasteurization system shall not be allowed to operate until the cause of this failure has been corrected and compliance has been verified by the Regulatory Agency; or in the case of HACCP listed milk plants, qualified industry personnel, acceptable to the Regulatory Agency, in compliance with Item 16p.(D); or on an emergency basis, an industry temporary testing and sealing program, authorized by the Regulatory Agency, in compliance with Item 16p.(D).~~

~~5.7 TIME DELAY INTERLOCK WITH TIMING PUMP AND OTHER FLOW PROMOTING DEVICES~~

~~Application:~~ ~~To all dual stem FDDs with a manual forward flow control switch.~~

~~Apparatus:~~ ~~No supplementary materials required.~~

~~Method:~~ ~~Determine that the FDD does not assume a manually induced forward flow position while the timing pump or any other flow promoting device, which is capable of causing flow through the FDD, is operating.~~

~~Procedure:~~ ~~With the pasteurization system operating in forward flow, move the control switch to the "Inspect" position and observe that the following events automatically occur in sequence:~~

- ~~1. The FDD immediately moves to the diverted flow position and the timing pump and all other flow promoting devices, which are capable of causing flow through the FDD, are de energized, or in the case of separators and/or downstream vacuum sources, are effectively valved out of the pasteurization system.~~
- ~~2. The FDD remains in the diverted flow position until the timing pump and all other flow promoting devices, which are capable of causing flow through the FDD, have completely stopped running or in the case of a separator and/or downstream vacuum sources, are effectively valved out of the pasteurization system.~~
- ~~3. Then the FDD shall assume the forward flow position.~~
- ~~4. Record the results of the Test on the appropriate Form and seal the control enclosure.~~

~~Action:~~ ~~If the above sequence of events do not occur, either a timer adjustment or wiring change is required to be made by milk plant personnel. If after adjustment and/or repair the FDD fails this Test, the pasteurization system shall not be allowed to operate until the cause of this failure~~

~~has been corrected and compliance has been verified by the Regulatory Agency; or in the case of HACCP-listed milk plants, qualified industry personnel, acceptable to the Regulatory Agency, in compliance with Item 16p.(D); or on an emergency basis, an industry temporary testing and sealing program, authorized by the Regulatory Agency, in compliance with Item 16p.(D).~~

~~5.8 CIP TIME DELAY RELAY~~

~~**Application:** To all continuous flow pasteurization systems in which it is desired to run any flow-promoting devices during the CIP cycle.~~

~~**Criteria:** When the mode switch on the FDD is moved from “Process” to “CIP”, the FDD shall move immediately to the diverted flow position. It shall remain in the diverted flow position for at least ten (10) minutes, with all public health controls required in the “Process” mode functioning, before starting its normal cycling in the “CIP” mode. In HTST pasteurization systems, the booster pump shall be de-energized, separators between raw regenerator sections and separators and/or vacuum sources downstream of the FDD, shall be effectively valved out of the pasteurization system during the required ten (10) minute time delay.~~

~~**Apparatus:** An accurate time-measuring device.~~

~~**Method:** Determine that the set point on the “CIP” time delay is equal to or greater than the required ten (10) minutes by observing the time when the FDD moves to the forward flow position or is again capable of moving to the forward flow position.~~

~~**Procedure:**~~

~~1. Operate the pasteurization system in forward flow, with the mode switch on the FDD controls in the “Process” position, using water above the minimum legal pasteurization temperature. For magnetic flow meter based timing systems, operate the system at a flow rate below the flow alarm set point and above the low flow or loss of signal alarm set point.~~

~~**NOTE:** The appropriate temperature sensing elements may be placed in a water, oil or other suitable media bath to simulate the normal pasteurization temperature within the holding tube as an alternative to heating the water in the pasteurization system above the minimum legal pasteurization temperature.~~

~~2. Move the mode switch on the FDD control to the “CIP” position. The FDD shall move immediately to the diverted flow position. Start the accurate time measuring device when the FDD moves to the diverted flow position. Confirm that all public health controls required in diverted flow in the “Process” mode are functioning.~~

~~3. Stop the accurate time measuring device when the FDD moves to the forward flow position or is again capable of moving to the forward flow position. At this time, the pasteurization system may be operated without the FDD controls normally required during the “Process” mode during product processing.~~

~~4. Record the results of the Test on the appropriate Form.~~

~~5. Re-seal the regulatory enclosure over the time delay.~~

~~**Action:** If the FDD does not remain in the diverted flow position for at least the required ten (10) minutes after the FDD mode switch is moved from “Process” to “CIP”, increase the set point on the time delay and repeat this Test Procedure. All public health controls required when the pasteurization system is in “Process” mode and in diverted flow shall be functional during this required ten (10) minutes. If the above does not occur, either a timer adjustment or wiring~~

~~change is required to be made by milk plant personnel. If after adjustment and/or repair the FDD fails this Test, the pasteurization system shall not be allowed to operate until the cause of this failure has been corrected and compliance has been verified by the Regulatory Agency; or in the case of HACCP listed milk plants, qualified industry personnel, acceptable to the Regulatory Agency, in compliance with Item 16p.(D); or on an emergency basis, an industry temporary testing and sealing program, authorized by the Regulatory Agency, in compliance with Item 16p.(D).~~

~~5.9 LEAK DETECT VALVE FLUSH TIME DELAY~~

~~Application:~~ ~~To HTST continuous flow pasteurization systems in which the space between the divert and leak detect valves is not self draining when the FDD is in the diverted flow position.~~

~~Criteria:~~ ~~The space between the divert and leak detect valves shall be flushed for at least one (1) second and not more than five (5) seconds after the divert valve moves to the forward flow position and before the leak detect valve moves to the forward flow position.~~

~~The maximum of five (5) seconds delay is not applicable if:~~

- ~~1. The minimum acceptable pasteurization holding time in diverted flow can be achieved without the use of any restriction in the divert line; or~~
- ~~2. The timing system is magnetic flow meter based.~~

~~Apparatus:~~ ~~An accurate time measuring device.~~

~~Method:~~ ~~Observe the movement of the divert and leak detect valves to the forward flow position and measure the time interval between the movement of the two (2) valves.~~

~~Procedure:~~

- ~~1. Move the FDD from the diverted flow position to the forward flow position either by:~~
 - ~~a. Raising the temperature above the cut in set point; or~~

~~NOTE:~~ ~~The appropriate temperature sensing elements may be placed in a water, oil or other suitable media bath to simulate the normal pasteurization temperature within the holding tube as an alternative to heating the water in the pasteurization system above the minimum legal pasteurization temperature.~~

- ~~b. Operating the HTST pasteurization system above the cut in temperature in manual divert mode and then deactivate the manual divert control.~~
- ~~2. When the divert valve begins to move to the forward flow position, start the accurate time measuring device.~~
- ~~3. When the leak detect valve begins to move to the forward flow position, stop the accurate time measuring device.~~
- ~~4. Record the elapsed time on the appropriate Form.~~
- ~~5. If the elapsed time is at or above one (1) second and at or below five (5) seconds, except as noted in the exceptions in the **Criteria** above, seal the time delay as required.~~

~~Action:~~ ~~If the elapsed time is less than one (1) second or greater than five (5) seconds, except as noted in the exceptions in the **Criteria** above, appropriate changes to the pasteurization system or pasteurization system's FDD controls shall be made by milk plant personnel. If after adjustment and/or repair the FDD fails this Test, the pasteurization system shall not be allowed to operate until the cause of this failure has been corrected and compliance has been verified by the Regulatory Agency; or in the case of HACCP listed milk plants, qualified industry personnel,~~

~~acceptable to the Regulatory Agency, in compliance with Item 16p.(D); or on an emergency basis, an industry temporary testing and sealing program, authorized by the Regulatory Agency, in compliance with Item 16p.(D).~~

~~TEST 6.~~

~~BATCH (VAT) PASTEURIZER LEAK PROTECTOR OUTLET VALVE~~

~~**Reference:** Item 16p.(A) and (D)~~

~~**Application:** To all batch (vat) pasteurizers that have an outlet valve.~~

~~**Frequency:** Upon installation; and at least once each three (3) months thereafter.~~

~~**Criteria:** No leakage past the outlet valve seat in the closed position.~~

~~**Apparatus:** No supplementary materials required.~~

~~**Method:** By observing whether or not leakage past the outlet valve seat occurs when pressure is exerted against the upstream face of the outlet valve.~~

~~**Procedure:**~~

- ~~1. Utilizing milk, milk products or water, fill the batch (vat) pasteurizer to the normal operation level.~~
- ~~2. Observe the outlet valve in the closed position and determine whether or not milk, milk product or water, respectively, is leaking past the outlet valve seat into the valve outlet.~~
- ~~3. Record the results of the Test on the appropriate Form.~~

~~**Action:** If leakage past the outlet valve seat occurs in the closed position, the outlet valve plug shall be repaired or replaced by milk plant personnel. If the outlet valve fails this Test, the batch (vat) pasteurizer shall not be allowed to operate until the cause of this failure has been corrected and compliance has been verified by the Regulatory Agency; or in the case of HACCP listed milk plants, qualified industry personnel, acceptable to the Regulatory Agency, in compliance with Item 16p.(D); or on an emergency basis, an industry temporary testing and sealing program, authorized by the Regulatory Agency, in compliance with Item 16p.(D).~~

~~TEST 7.~~

~~INDICATING THERMOMETERS LOCATED WITHIN HTST PASTEURIZATION SYSTEMS - THERMOMETRIC RESPONSE~~

~~**Reference:** Item 16p.(B) and (D)~~

~~**Application:** To all HTST pasteurization systems, except for those in which the FDD is located downstream of the pasteurized regenerator section(s) and/or the final cooler section.~~

~~**Frequency:** Upon installation; at least once each three (3) months thereafter; whenever the indicating thermometer has been repaired and/or replaced; or whenever the regulatory seal on a digital sensing element or digital control box has been broken.~~

~~**Criteria:** Four (4) seconds or less.~~

~~**Apparatus:**~~

- ~~1. Accurate time measuring device;~~
- ~~2. The indicating thermometer, which was previously tested against a known accurate test thermometer;~~
- ~~3. Water, oil or other suitable media bath and agitator;~~

- ~~4. Suitable means of heating the media bath; and~~
- ~~5. Ice and water media bath~~

~~**Method:** The measuring of the time required for the reading of the indicating thermometer being tested to increase 7°C (12°F) through a specified temperature range. This temperature range shall include the minimum legal pasteurization temperature(s). If there are multiple cut-in temperatures and one (1) or more are separated by more than 7°C (12°F), this Test shall also be conducted for any cut-in temperature(s) not included within the initial 7°C (12°F) range as addressed in **Procedure 1** below.~~

~~**Procedure:**~~

- ~~1. Immerse the indicating thermometer in the media bath, which has been heated to a temperature at least 11°C (19°F) higher than the minimum scale reading on the indicating thermometer. The media bath temperature shall be 4°C (7°F) higher than the highest pasteurization temperature set point (cut-in temperature) for which the indicating thermometer is being used.~~
- ~~2. Immerse the indicating thermometer in an ice and water media bath for several seconds to cool it.~~

~~**NOTE:** Continuous agitation of the heated media bath during the performance of **Procedures 3, 4 and 5** is required. The elapsed time between the end of **Procedure 1** and the beginning of **Procedure 3** shall not exceed fifteen (15) seconds, unless a constant temperature media bath is used to prevent the heated media bath from cooling significantly.~~

- ~~3. Insert the indicating thermometer into the heated media bath to the proper indicating thermometer bulb immersion depth.~~
- ~~4. Start the accurate time measuring device when the indicating thermometer reads 11°C (19°F) below the heated media bath temperature.~~
- ~~5. Stop the accurate time measuring device when the indicating thermometer reads 4°C (7°F) below the heated media bath temperature.~~
- ~~6. Record the results of the Test on the appropriate Form.~~

~~**For Example:** For an indicating thermometer used at pasteurization temperature set points of 71.7°C (161°F) and 74.4°C (166°F), a media bath at a temperature of 78.3°C (173°F) could be used. 11°C (19°F) lower than a 78.3°C (173°F) media bath would be 67.8°C (154°F); 4°C (7°F) lower than a 78.3°C (173°F) media bath would be 74.4°C (166°F). Hence, after immersing the indicating thermometer that has been previously cooled in the ice and water media bath, into the 78.3°C (173°F) bath, the accurate time measuring device is started when the thermometer reads 67.8°C (154°F) and the accurate time measuring device is stopped when it reads 74.3°C (166°F).~~

~~**NOTE:** The **Example** included the pasteurization temperature set points of 71.7°C (161°F) and 74.4°C (166°F). If the pasteurization temperature set points had been 71.7°C (161°F) and 79.4°C (175°F), it would not have been possible to include both set points within a 7°C (12°F) span. With these set points of 71.7°C (161°F) and 79.4°C (175°F) the Test would have to be conducted separately for each set point.~~

~~**Action:** If the response time exceeds four (4) seconds, the indicating thermometer shall be repaired or replaced by milk plant personnel. If the thermometer fails this Test, the pasteurization~~

~~system shall not be allowed to operate until the cause of this failure has been corrected and compliance has been verified by the Regulatory Agency; or in the case of HACCP listed milk plants, qualified industry personnel, acceptable to the Regulatory Agency, in compliance with Item 16p.(D); or on an emergency basis, an industry temporary testing and sealing program, authorized by the Regulatory Agency, in compliance with Item 16p.(D).~~

~~TEST 8.~~

~~TEMPERATURE RECORDER CONTROLLER THERMOMETERS - THERMOMETRIC RESPONSE~~

~~Reference:~~ Item 16p.(B) and (D)

~~Application:~~ To all HTST continuous flow pasteurization systems, except for those in which the FDD is located downstream of the pasteurized regenerator section(s) and/or the final cooler section.

~~Frequency:~~ Upon installation; at least once each three (3) months thereafter; whenever the temperature recorder-controller thermometer has been repaired and/or replaced; or whenever the regulatory seal has been broken.

~~Criteria:~~ Five (5) seconds or less.

~~Apparatus:~~

- ~~1. Accurate time measuring device;~~
- ~~2. The indicating thermometer, which was previously tested against a known accurate test thermometer;~~
- ~~3. Water, oil or other suitable media bath and agitator; and~~
- ~~4. Suitable means of heating the media bath.~~

~~Method:~~ Measure the time interval between the instant when the temperature recorder-controller thermometer reads 7°C (12°F) below the cut-in temperature and the moment of cut-in by the temperature recorder-controller. This time interval measurement is made when the temperature recorder-controller sensing element is immersed in a rapidly agitated media bath maintained at 4°C (7°F) above the cut-in temperature.

~~Procedure:~~

- ~~1. Check and, if necessary, adjust the pen-arm setting of the temperature recorder-controller thermometer to read the same as the indicating thermometer at pasteurization temperature.~~
- ~~2. Allow the temperature recorder-controller sensing element to cool to room temperature.~~
- ~~3. Heat the media bath to 4°C (7°F) above the cut-in temperature, while continuously agitating the media bath to insure a uniform temperature.~~
- ~~4. Immerse the temperature recorder-controller sensing element in the media bath. Continue agitation during Procedures 5 and 6 below.~~
- ~~5. Start the accurate time measuring device when the temperature recorder-controller thermometer reaches a temperature of 7°C (12°F) below the cut-in temperature.~~
- ~~6. Stop the accurate time measuring device when the temperature recorder-controller cuts in.~~
- ~~7. Record the results of the Test on the appropriate Form.~~
- ~~8. Repeat Procedures 1 through 7 for each temperature cut-in set point.~~

~~**Action:** If the response time exceeds five (5) seconds, the temperature recorder controller shall be repaired or replaced by milk plant personnel. If the temperature recorder controller fails this Test, the pasteurization system shall not be allowed to operate until the cause of this failure has been corrected and compliance has been verified by the Regulatory Agency; or in the case of HACCP listed milk plants, qualified industry personnel, acceptable to the Regulatory Agency, in compliance with Item 16p.(D); or on an emergency basis, an industry temporary testing and sealing program, authorized by the Regulatory Agency, in compliance with Item 16p.(D).~~

~~**TEST 9.**~~

~~**REGENERATOR PRESSURE CONTROLS**~~

~~**Reference:** Item 16p.(C) and (D)~~

~~**9.1 PRESSURE SWITCHES**~~

~~**Application:** To all pressure switches controlling the operation of a booster pump on HTST pasteurization systems with a regenerator section(s).~~

~~**Frequency:** Upon installation; at least once each three (3) months thereafter; whenever there is any change to the booster pump or the pressure switch circuit; or whenever the regulatory seal has been broken.~~

~~**Criteria:** The booster pump shall not operate unless there is at least a 6.9 kPa (1 psi) pressure differential on the pasteurized milk and/or milk product side of the regenerator section.~~

~~**Apparatus:**~~

- ~~1. A sanitary pressure gauge;~~
- ~~2. Pneumatic testing device, for checking and adjusting the pressure switch settings; and~~

~~**NOTE:** A simple pneumatic testing device may be made from a sanitary tee with a cap on one outlet of the tee that is drilled and tapped and fitted in sequence from the cap with an air bleeder valve, an air pressure reducing valve (suggested range 0-60 psi) and a quick disconnect fitting for attaching a pneumatic device to a milk plant airline.~~

- ~~3. A test light of proper voltage placed in series with the pressure switch contact and in parallel with the booster pump starter.~~

~~**Method:** Check and make the adjustment of the pressure switch to prevent the operation of the booster pump, unless the pressure of the pasteurized milk and/or milk product side of the regenerator section is greater by at least 6.9 kPa (1 psi) than any pressure that may be generated by the booster pump.~~

~~**Procedure:**~~

- ~~1. Determine the maximum pressure of the booster pump.
 - ~~a. Install the sanitary pressure gauge in a tee at the discharge of the booster pump.~~
 - ~~b. Operate the pasteurization system on water; with the FDD in forward flow; the timing pump operating at the minimum speed possible; and the booster pump operating at its maximum speed. If a separator and/or vacuum equipment is located between the raw outlet of the regenerator section and the timing pump, the separator and/or vacuum equipment shall be effectively valved out of the pasteurization system.~~~~

- ~~c. Determine the maximum pressure indicated by the pressure gauge under these conditions.~~
- ~~2. Check and set the pressure switch.~~
 - ~~a. Disconnect the pressure switch to be tested from the pasteurization system and connect it to one (1) of the outlets of the pneumatic testing device sanitary tee.~~
 - ~~b. Connect the sanitary pressure gauge to the third outlet of the sanitary tee.~~
 - ~~c. Close the air pressure regulating valve and fully open the air bleeder valve. Slowly manipulate these valves to bring the air pressure in the pneumatic testing device within the desired range.~~

~~**NOTE:** By careful manipulation of the air pressure reducing valve and the air bleeder valve, the air pressure in the pneumatic testing device may be regulated slowly and precisely. When operating the pneumatic testing device, care shall be taken to avoid exposing the pressure switch and the sanitary pressure gauge to excessive pressure that might cause damage to the pressure switch.~~

- ~~d. Remove the regulatory seal and cover to expose the adjustment mechanism on the pressure switch.~~
- ~~e. Operate the pneumatic testing device and determine the pressure gauge reading at the booster pump start point on the pressure switch, which will light the test light. If the pressure switch is short circuited, the test light will be lit before the air pressure is applied.~~
- ~~f. The booster pump start point shall be adjusted, if necessary, so as to occur at a pressure gauge reading at least 6.9 kPa (1 psi) greater than the maximum booster pump operating pressure, as determined under Step 1 of this **Procedure**. If an adjustment is necessary, refer to the manufacturer's instructions for the adjusting procedures. After adjustment, recheck the booster pump start point.~~
- ~~g. Replace the cover, seal the pressure switch and put the pressure switch sensing element back at its original location.~~
- ~~3. Identify the motor, casing and impeller of the booster pump.~~
- ~~4. Record the maximum booster pump pressure, the pressure switch setting and the identity of the motor, casing and impeller of the booster pump on the appropriate Form.~~

~~**Action:** If the pressure switch fails this Test, the pasteurization system shall not be allowed to operate until the cause of this failure has been corrected and compliance has been verified by the Regulatory Agency; or in the case of HACCP listed milk plants, qualified industry personnel, acceptable to the Regulatory Agency, in compliance with Item 16p.(D); or on an emergency basis, an industry temporary testing and sealing program, authorized by the Regulatory Agency, in compliance with Item 16p.(D).~~

~~**9.2 DIFFERENTIAL PRESSURE CONTROLLER**~~

~~**Application:** Test 9.2.1 applies to all differential pressure controllers used to control the operation of booster pumps within HTST pasteurization systems or used to control the operation of FDDs on HHST and HTST pasteurization systems with the FDD located downstream of the pasteurized regenerator section(s) and/or the final cooler section.~~

~~Test 9.2.2 applies only to HTST pasteurization systems with the FDD located immediately following the holding tube.~~

~~Test 9.2.3 applies to the testing of continuous flow pasteurization systems in which the differential pressure controller is used to control the operation of the FDD.~~

~~**Frequency:** Upon installation; at least once each three (3) months thereafter; whenever the differential pressure controller is adjusted or repaired; or whenever the regulatory seal has been broken.~~

~~**Criteria:** The booster pump shall not operate, or the pasteurization system shall not operate in forward flow, unless the milk and/or milk product pressure in the pasteurized side of the regenerator section(s) is at least 6.9 kPa (1 psi) greater than the milk and/or milk product pressure in the raw side of the regenerator section(s). When the differential pressure controller is used to control the FDD on HHST pasteurization systems, and improper pressure occurs in the regenerator section(s), the FDD shall move to the diverted flow position and remain in diverted flow until the proper pressures are re-established in the regenerator section(s) and all milk and/or milk product contact surfaces between the holding tube and the FDD have been held at or above the minimum legal pasteurization temperature, continuously and simultaneously for at least the required time.~~

~~**Apparatus:**~~

- ~~1. A sanitary pressure gauge;~~
- ~~2. Pneumatic testing device, described in Test 9.1 PRESSURE SWITCHES can be used for checking and adjusting the differential pressure switch setting;~~
- ~~3. Water, oil or other suitable media bath and agitator;~~
- ~~4. Suitable means of heating the media bath. (Refer to Test 9.2.2); and~~
- ~~5. Test light. (Refer to Test 9.2.3)~~

~~**Method:** The differential pressure switch is checked and adjusted to prevent the operation of the booster pump, or prevent forward flow, unless the milk and/or milk product pressure in the pasteurized side of the regenerator section(s) is at least 6.9 kPa (1 psi) greater than the pressure in the raw side of the regenerator section(s).~~

~~9.2.1 CALIBRATION OF THE DIFFERENTIAL PRESSURE CONTROLLER SENSING ELEMENTS~~

~~**Procedure:**~~

- ~~1. Loosen the sanitary pipeline connections to both differential pressure controller pressure sensing elements and wait for any liquid to drain through the loose sanitary pipeline connections. Both pointers, or digital displays, shall be within 3.5 kPa (0.5 psi) of 0 kPa (0 psi). If not, adjust the pointer(s), or the digital display(s), to read 0 kPa (0 psi).~~
- ~~2. Remove both differential pressure controller sensing elements from the pasteurization system and mount them on a testing tee which is connected either at the discharge of the booster pump, or at the pneumatic testing device. Note the separation between the two (2) pointers or digital displays. A change in elevation of the differential pressure controller sensing elements may cause some change in the 0 kPa (0 psi) readings. Turn on the booster pump switch and activate the test switch/button to operate the booster pump, or if the pneumatic testing device is used in lieu of the booster pump, adjust the air pressure to the normal operating pressure of the booster pump. Note that the pointers, or digital display reading separation is within 6.9 kPa (1 psi) of that observed before the pressure was applied.~~
- ~~3. Record the results of the Test on the appropriate Form.~~

~~**Action:** If the differential pressure controller fails to respond as indicated above, an immediate check of the differential pressure controller is required by milk plant personnel to correct the cause of the failure. If after adjustment and/or repair the differential pressure controller fails this Test, the pasteurization system shall not be allowed to operate until the cause of this failure has been corrected and compliance has been verified by the Regulatory Agency; or in the case of HACCP listed milk plants, qualified industry personnel, acceptable to the Regulatory Agency, in compliance with Item 16p.(D); or on an emergency basis, an industry temporary testing and sealing program, authorized by the Regulatory Agency, in compliance with Item 16p.(D).~~

~~**9.2.2 HTST - INTERWIRING OF THE DIFFERENTIAL PRESSURE CONTROLLER WITH THE BOOSTER PUMP**~~

~~**Method:** Determine if the booster pump stops running when the pressure differential is not properly maintained in the regenerator section(s).~~

~~**Procedure:**~~

~~1. Connect the pasteurized regenerator section differential pressure controller sensing element to a testing tee with the other end of the testing tee capped.~~

~~**NOTE:** If there is water in the HTST pasteurization system, ensure that the recorder controller sensing element and the pasteurized regenerator section differential pressure controller sensing element ports are capped before the timing pump is turned on.~~

~~2. Turn on the timing pump and the booster pump.~~

~~3. Place the recorder controller sensing element in a hot media bath, which is above the cut in temperature.~~

~~4. Increase the air supply on the testing tee to provide an adequate pressure differential to start the booster pump. The booster pump shall start running.~~

~~5. Decrease the air supply to the testing tee until the pasteurized milk and/or milk product differential pressure controller sensing element pressure is less than 14 kPa (2 psi) greater than the pressure on the raw milk and/or milk product side differential pressure controller sensing element. The booster pump shall stop running. Ensure that the FDD remains in the forward flow position and the timing pump continues to operate.~~

~~6. Record the results of the Test on the appropriate Form.~~

~~**Action:** If the booster pump fails to stop running when the pressure differential is not maintained, milk plant personnel shall determine and correct the problem. If after adjustment and/or repair the differential pressure controller fails this Test, the pasteurization system shall not be allowed to operate until the cause of this failure has been corrected and compliance has been verified by the Regulatory Agency; or in the case of HACCP listed milk plants, qualified industry personnel, acceptable to the Regulatory Agency, in compliance with Item 16p.(D); or on an emergency basis, an industry temporary testing and sealing program, authorized by the Regulatory Agency, in compliance with Item 16p.(D).~~

~~9.2.3 INTERWIRING OF THE DIFFERENTIAL PRESSURE CONTROLLER WITH THE FDD IN AN HHST CONTINUOUS FLOW PASTEURIZATION SYSTEM~~

~~Application:~~ To all differential pressure controllers used to control the operation of FDDs on HHST continuous flow pasteurization systems with the FDD located downstream of the pasteurized regenerator section(s) and/or final cooler section.

~~Method:~~ The differential pressure controller is checked and adjusted to prevent forward flow, unless the milk and/or milk product pressure in the pasteurized side of the regenerator section(s) is at least 6.9 kPa (1 psi) greater than the pressure in the raw milk and/or milk product side of the regenerator section(s). In the case of milk and/or milk product to water to milk or milk product regenerators, protected on the pasteurized side of the regenerator section(s), the "water side" of the regenerator section(s) shall be considered to be the "raw product side" for purposes of this Test.

~~Procedure:~~

- ~~1. Wire the test light in series with the signal from the differential pressure controller to the FDD.~~
- ~~2. Calibrate the differential pressure controller and sensing elements. (Use Test 9.2.1.)~~
- ~~3. Adjust the pressure on the differential pressure controller sensing elements to their normal operating pressures, with the pasteurized milk and/or milk product pressure at least 14 kPa (2 psi) higher than the raw milk and/or milk product pressure.~~
 - ~~a. The test light shall be lit. If not, increase the pasteurized milk and/or milk product pressure, or lower the raw milk and/or milk product pressure, until the test light is lit.~~
 - ~~b. Gradually lower the pasteurized milk and/or milk product pressure, or raise the raw milk and/or milk product pressure until the test light turns off.~~
 - ~~c. The test light shall turn off when the pasteurized milk and/or milk product pressure is at least 14 kPa (2 psi) higher than the raw milk and/or milk product pressure.~~
 - ~~d. Note the pressure differential at the point the test light turns off.~~
 - ~~e. Gradually raise the pasteurized milk and/or milk product pressure, or lower the raw milk and/or milk product pressure, until the test light turns on.~~
 - ~~f. The test light shall not turn on until the pasteurized milk and/or milk product pressure is at least 14 kPa (2 psi) higher than the raw milk and/or milk product pressure. Note the pressure differential at the point the test light turns off.~~

~~NOTE:~~ This Test may be completed using a pneumatic testing device capable of producing pressure differentials on the sensing elements duplicating the conditions described above.

- ~~4. Record the results of the Test on the appropriate Forms.~~

~~Action:~~ If the differential pressure controller fails to respond as indicated above, an immediate check of the differential pressure controller is required by milk plant personnel to locate and correct the problem. If after adjustment and/or repair the differential pressure controller fails this Test, the pasteurization system shall not be allowed to operate until the cause of this failure has been corrected and compliance has been verified by the Regulatory Agency; or in the case of HACCP-listed milk plants, qualified industry personnel, acceptable to the Regulatory Agency, in compliance with Item 16p.(D); or on an emergency basis, an industry temporary testing and sealing program, authorized by the Regulatory Agency, in compliance with Item 16p.(D).

~~9.3 ADDITIONAL HTST PASTEURIZATION SYSTEM TESTS FOR BOOSTER PUMPS INTERWIRING~~

~~**Application:** To all booster pumps used for HTST pasteurization systems where the FDD is located immediately downstream of the holding tube, except that Test 9.3.2 is not required to be performed on magnetic flow meter based timing systems.~~

~~**Frequency:** Upon installation; at least once each three (3) months thereafter; whenever there is any change to the booster pump or the booster pump interwiring; or when the regulatory seal has been broken.~~

~~**Criteria:** The booster pump shall be wired so it cannot operate if the FDD is in the diverted-flow position or if the timing pump is not in operation.~~

~~**Apparatus:**~~

- ~~1. A sanitary pressure gauge;~~
- ~~2. Pneumatic testing device, described in Test 9.1 **PRESSURE SWITCHES**, can be used for checking and adjusting the differential pressure controller setting. (Refer to Test 9.1);~~
- ~~3. Water, oil or other suitable media bath and agitator; and~~
- ~~4. Suitable means of heating the media bath.~~

~~9.3.1 BOOSTER PUMPS INTERWIRED WITH FDD~~

~~**Method:** Determine if the booster pump stops running by dropping the temperature and causing the FDD to divert.~~

~~**Procedure:**~~

- ~~1. Connect the pasteurized regenerator section(s) differential pressure controller sensing element to a testing tee with the other end of the testing tee capped.~~

~~**NOTE:** If there is water in the HTST pasteurization system, ensure that the recorder-controller sensing element and the pasteurized regenerator section(s) differential pressure controller sensing element ports are capped before the timing pump is turned on.~~

- ~~2. Turn on the timing pump and the booster pump.~~
- ~~3. Place the recorder-controller sensing element in a hot media bath, which is above the cut-in temperature.~~
- ~~4. Increase the air supply on the testing tee to provide an adequate pressure differential to start the booster pump. The booster pump shall start running.~~
- ~~5. Remove the recorder-controller sensing element from the hot media bath.~~
- ~~6. When the FDD moves to the diverted-flow position, the booster pump shall stop running. Ensure that the pressure differential remains greater than or equal to 6.9 kPa (1 psi) and the other flow promoting devices, which are capable of causing flow through the FDD, in the timing system continue to operate.~~
- ~~7. Record the results of the Test on the appropriate Form.~~

~~**Action:** If the booster pump fails to stop running when the FDD is in the diverted flow position, milk plant personnel shall determine and correct the cause. If after adjustment and/or repair the booster pump fails this Test, the pasteurization system shall not be allowed to operate until the cause of this failure has been corrected and compliance has been verified by the Regulatory Agency; or in the case of HACCP listed milk plants, qualified industry personnel, acceptable to~~

~~the Regulatory Agency, in compliance with Item 16p.(D); or on an emergency basis, an industry temporary testing and sealing program, authorized by the Regulatory Agency, in compliance with Item 16p.(D).~~

~~9.3.2 BOOSTER PUMPS - INTERWIRED WITH THE TIMING PUMP~~

Method: ~~Determine if the booster pump stops running when the timing pump is not running.~~

Procedure:

~~1. Connect the pasteurized regenerator section(s) differential pressure controller sensing element to a testing tee with the other end of the testing tee capped.~~

NOTE: ~~If there is water in the HTST pasteurization system, ensure that the recorder-controller sensing element and the pasteurized regenerator section(s) differential pressure controller sensing element ports are capped before the timing pump is turned on.~~

~~2. Turn on the timing pump and the booster pump.~~

~~3. Place the recorder-controller sensing element in a hot media bath, which is above the cut-in temperature.~~

~~4. Increase the air supply on the testing tee to provide an adequate pressure differential to start the booster pump. The booster pump shall start running.~~

~~5. Turn off the timing pump. The booster pump shall stop running. Ensure that the pressure differential remains adequate and the FDD remains in the forward flow position.~~

~~6. Record the results of the Test on the appropriate Form.~~

Action: ~~If the booster pump fails to stop running when the timing pump is not running, milk plant personnel shall determine and correct the cause. If after adjustment and/or repair the booster pump fails this Test, the pasteurization system shall not be allowed to operate until the cause of this failure has been corrected and compliance has been verified by the Regulatory Agency; or in the case of HACCP listed milk plants, qualified industry personnel, acceptable to the Regulatory Agency, in compliance with Item 16p.(D); or on an emergency basis, an industry temporary testing and sealing program, authorized by the Regulatory Agency, in compliance with Item 16p.(D).~~

~~TEST 10.~~

~~MILK OR MILK PRODUCT FLOW CONTROLS AND THE MILK OR MILK PRODUCT TEMPERATURE AT CUT IN AND CUT OUT~~

References: ~~Item 16p.(B) and (D)~~

Frequency: ~~Milk and/or milk product flow controls shall be tested for the milk and/or milk product temperature at cut-in and cut-out by one (1) of the following applicable Tests at the frequency prescribed.~~

Apparatus:

~~1. Water, oil or other suitable media bath and agitator;~~

~~2. Suitable means of heating the media bath; and~~

~~3. Test light for Tests 10.2 and 10.3.~~

10.1 HTST PASTEURIZATION SYSTEMS

Application: To all recorder controllers used in connection with HTST pasteurization systems, except those in which the FDD is located downstream from the pasteurized regenerator section(s) and/or final cooler section.

Frequency: Upon installation; at least once each three (3) months thereafter; whenever the recorder controller and/or recorder controller thermometer has been repaired and/or replaced; or whenever the regulatory seal has been broken; and daily by a milk plant's pasteurization system operator.

Criteria: Forward flow cannot be achieved until at least the minimum legal pasteurization temperature has been reached. Flow shall be diverted before the temperature drops below the minimum legal pasteurization temperature.

Method: By observing the actual temperature of the indicating thermometer at the instant forward flow starts (cut in) and forward flow stops (cut out).

Procedure:

1. Cut-in Temperature:

a. While milk, milk product or water is completely flooding the sensing elements of the recorder controller and the indicating thermometer, which was previously tested against a known accurate test thermometer, increase the heat gradually so as to raise the temperature of the milk, milk product or water at a rate not to exceed 0.5°C (1°F) per thirty (30) seconds. If a water, oil or other suitable media bath is used in place of milk, milk product or water flowing through the pasteurization system, the water, oil or other suitable media bath shall be adequately and continuously agitated during this Test.

b. Observe the indicating thermometer reading at the moment forward flow begins, i.e., the FDD moves. Observe that the recorder controller event pen reading is synchronized with the recording pen on the same reference are as on the recording chart.

c. Immediately record and identify on the recording chart, the observed indicating thermometer temperature reading at cut in and initial the recording chart. This may be accomplished by inscribing a line intersecting the recorded temperature are at the pen location or any other method acceptable to the Regulatory Agency.

2. Cut-out Temperature:

a. After the cut in temperature has been determined, and while the milk, milk product or water is above the cut in temperature, allow the milk, milk product or water to cool slowly at a rate not to exceed 0.5°C (1°F) per thirty (30) seconds. If a water, oil or other suitable media bath is used in place of milk, milk product or water flowing through the pasteurization system, the water, oil or other suitable media bath shall be adequately and continuously agitated during this Test.

b. Observe the indicating thermometer reading at the moment flow is diverted. Observe that the recorder controller event pen reading is synchronized with the recording pen on the same reference are as on the recording chart.

c. Immediately record and identify on the recording chart, the observed indicating thermometer temperature reading at cut out and initial the recording chart. This may be accomplished by inscribing a line intersecting the recorded temperature are at the pen location or any other method acceptable to the Regulatory Agency.

3. Record the results of both the cut in and cut out Tests on the appropriate Form.

~~**Action:** If the cut-in and/or cut-out indicating thermometer reading is below the minimum legal pasteurization temperature, the cut-in and/or cut-out setting(s) shall be adjusted by milk plant personnel. If after adjustment the cut-in and/or cut-out temperature(s) fail this Test, the pasteurization system shall not be allowed to operate until the cause of this failure has been corrected and compliance has been verified by the Regulatory Agency; or in the case of HACCP listed milk plants, qualified industry personnel, acceptable to the Regulatory Agency, in compliance with Item 16p.(D); or on an emergency basis, an industry temporary testing and sealing program, authorized by the Regulatory Agency, in compliance with Item 16p.(D).~~

~~10.2 PASTEURIZATION SYSTEMS USING INDIRECT HEATING~~

~~**Application:** To all HHST and HTST continuous flow pasteurization systems with the FDD located downstream of the pasteurized regenerator section(s) and/or the final cooler section using indirect heating.~~

~~**Frequency:** Upon installation; at least once each three (3) months thereafter; whenever the recorder-controller and/or recorder-controller thermometer has been repaired and/or replaced; or whenever the recorder-controller thermometer regulatory seal has been broken.~~

~~**Criteria:** The pasteurization system shall not operate in forward flow unless the minimum legal pasteurization temperature has been achieved in the holding tube and at the FDD. The milk and/or milk product flow shall be diverted before the temperature falls below the minimum legal pasteurization temperature in the holding tube.~~

~~**Method:** The cut-in and cut-out temperatures as read from the indicating thermometer located within the pasteurization system are determined using a media bath and the sensing elements from the holding tube and the FDD.~~

~~**Procedure:**~~

~~1. Cut-in Temperature:~~

- ~~a. Wire the test light in series with the control contacts of the holding tube recorder-controller sensing element. Immerse the recorder controller and holding tube indicating sensing elements in the media bath. Raise the media bath temperature at a rate not to exceed 0.5°C (1°F) per thirty (30) seconds. Observe the temperature reading on the indicating thermometer when the test light comes on, which is the cut-in temperature.~~
- ~~b. Record the observed indicating thermometer cut-in reading on the appropriate Form.~~

~~2. Cut-out Temperature:~~

- ~~a. After the cut-in temperature has been determined and while the media bath is above the cut-in temperature, allow the media bath to cool slowly at a rate not to exceed 0.5°C (1°F) per thirty (30) seconds. Observe the temperature reading on the recorder-controller when the test light goes out, which is the cut-out temperature. Determine that the cut-out temperature, on the recorder controller is equivalent to or greater than the minimum legal pasteurization temperature.~~
- ~~b. Record the observed indicating thermometer cut-out reading on the appropriate Form.~~

~~3. Repeat the procedure for the FDD sensing element. Rewire the test light in series with the control contacts for the FDD sensing element.~~

~~**Action:** Whenever adjustment is necessary, refer to the manufacturer's instructions. Retest the cut-in and cut-out temperatures after any adjustment, repair, replacement or whenever the regulatory seal has been broken. If after adjustment the cut-in and/or cut-out temperature(s) fail this Test, the pasteurization system shall not be allowed to operate until the cause of this failure~~

~~has been corrected and compliance has been verified by the Regulatory Agency; or in the case of HACCP-listed milk plants, qualified industry personnel, acceptable to the Regulatory Agency, in compliance with Item 16p.(D); or on an emergency basis, an industry temporary testing and sealing program, authorized by the Regulatory Agency, in compliance with Item 16p.(D).~~

~~10.3 PASTEURIZATION SYSTEMS USING DIRECT HEATING~~

Application: ~~To all HHST and HTST continuous flow pasteurization systems with the FDD located downstream of the pasteurized regenerator section(s) and/or the final cooler section using direct heating.~~

Frequency: ~~Upon installation; at least once each three (3) months thereafter; whenever the recorder-controller and/or recorder-controller thermometer has been repaired and/or replaced; or whenever the recorder-controller thermometer regulatory seal has been broken.~~

Criteria: ~~The pasteurization system shall not operate in forward flow unless the minimum legal pasteurization temperature has been achieved in the holding tube, at the vacuum chamber and at the FDD. The milk and/or milk product flow shall be diverted before the temperature falls below the minimum legal pasteurization temperature in the holding tube.~~

Method: ~~The cut in and cut out temperatures as read from the indicating thermometer located within the pasteurization system are determined using a media bath and the sensing elements from the holding tube, vacuum chamber and the FDD.~~

Procedure:

1. Cut-in Temperature:

- a. ~~Wire the test light in series with the control contacts of the holding tube recorder-controller sensing element. Immerse the recorder-controller and holding tube indicating sensing elements in the media bath. Raise the media bath temperature at a rate not to exceed 0.5°C (1°F) per thirty (30) seconds. Observe the temperature reading on the indicating thermometer when the test light comes on, which is the cut-in temperature.~~
- b. ~~Record the observed indicating thermometer cut-in reading on the appropriate Form.~~

2. Cut-out Temperature:

- a. ~~After the cut-in temperature has been determined and while the media bath is above the cut-in temperature, allow the media bath to cool slowly at a rate not to exceed 0.5°C (1°F) per thirty (30) seconds. Observe the temperature reading on the recorder-controller when the test light goes out, which is the cut-out temperature. Determine that the cut-out temperature, on the recorder-controller is equivalent to or greater than the minimum legal pasteurization temperature.~~
 - b. ~~Record the observed indicating thermometer cut-out reading on the appropriate Form.~~
3. ~~Repeat the procedure for the other two (2) sensing elements, from the vacuum chamber and the FDD. Rewire the test light in series with the control contacts for each sensing element, respectively.~~

Action: ~~Whenever adjustment is necessary, refer to the manufacturer's instructions. Retest the cut-in and cut-out temperatures after any adjustment, repair, replacement or whenever the regulatory seal has been broken. If after adjustment the cut-in and/or cut-out temperature(s) fail this Test, the pasteurization system shall not be allowed to operate until the cause of this failure has been corrected and compliance has been verified by the Regulatory Agency; or in the case of HACCP-listed milk plants, qualified industry personnel, acceptable to the Regulatory Agency, in~~

~~compliance with Item 16p.(D); or on an emergency basis, an industry temporary testing and sealing program, authorized by the Regulatory Agency, in compliance with Item 16p.(D).~~

~~TEST 11.~~

~~CONTINUOUS FLOW PASTEURIZATION SYSTEM HOLDING TUBES PASTEURIZATION HOLDING TIME~~

~~(Continuous flow pasteurization system holding tubes shall be tested for pasteurization holding times by one (1) of the following applicable Tests.)~~

~~Reference: Item 16p.(B) and (D)~~

~~11.1 HTST PASTEURIZATION SYSTEMS~~

~~(Except for magnetic flow meter based timing systems.)~~

~~**Application:** To all HTST continuous flow pasteurization systems employing a pasteurization holding time of fifteen (15) seconds or longer, except for magnetic flow meter based timing systems.~~

~~**Frequency:** Upon installation; at least once each six (6) months thereafter; whenever any alteration is made affecting the pasteurization holding time, the velocity of the flow, such as the replacement of the timing pump, motor, belt, drive or driven pulleys, or a decrease in the number of HTST pasteurization system heat exchange plates or the capacity of the holding tube; whenever a check of the capacity of the holding tube indicates a speedup; or whenever the regulatory seal on the timing pump speed setting has been broken.~~

~~**Criteria:** Every particle of milk and/or milk product shall be held for at least a minimum legal pasteurization holding time of fifteen (15) seconds or twenty-five (25) seconds, respectively in both forward flow and diverted flow.~~

~~Apparatus:~~

- ~~1. An electrical conductivity measuring device, which is capable of detecting a change in conductivity, and is equipped with standard electrodes;~~
- ~~2. Table salt (sodium chloride) or other appropriate conductive solution;~~
- ~~3. A suitable apparatus for injecting the salt solution or other appropriate conductive solution into the holding tube; and~~
- ~~4. An accurate time measuring device.~~

~~**Method:** The pasteurization holding time is determined by timing the interval for an injected trace substance, such as sodium chloride, to pass through the entire length of the legal holding tube. Although the time interval of the fastest particle of milk and/or milk product is desired, this conductivity Test is performed using water. The results obtained when using water are converted to the milk and/or milk product flow pasteurization holding time, using either the volume or weight formulation, as shown below, since a timing pump may not deliver the same amount of milk and/or milk product as it does water.~~

~~Procedure:~~

- ~~1. Operate the pasteurization system on water, with all flow promoting devices, which are capable of causing flow through the FDD, operating at their maximum capacity and all flow impeding devices adjusted or bypassed to provide the minimum amount of resistance to the flow~~

~~through the pasteurization system. There shall not be any leakage on the suction side of the timing pump.~~

~~**NOTE:** In pasteurization systems equipped with a pressure relief valve located between the timing pump and the beginning of the holding tube, this Test shall not be performed if the pressure relief valve is observed to be leaking.~~

- ~~a. For a variable speed timing pump adjust the timing pump to its maximum capacity, preferably with a new belt and full size impellers.~~
- ~~b. For a homogenizer used as the timing pump, check the homogenizer for its regulatory seal(s), and gears or pulley identification.~~
- ~~c. For alternating current (AC) variable speed timing pump, check the timing pump's control box for its regulatory seal(s).~~

~~**NOTE:** For pasteurization systems that employ a liquid ingredient injection (slurry) system as described in Appendix H., the slurry injection pump shall be energized and running at its maximum speed and the slurry supply tank shall be completely filled with water.~~

- ~~2. Install one (1) electrode at the beginning of the legal holding tube and the other electrode at the end of the legal holding tube.~~
- ~~3. Operate the pasteurization system using water at or above the minimum legal pasteurization temperature, with the FDD in the forward flow position.~~
- ~~4. Quickly inject a saturated sodium chloride or other appropriate conductive solution into the inlet at the beginning of the legal holding tube.~~
- ~~5. The accurate time measuring device shall start when it detects a change in conductivity at the beginning of the legal holding tube.~~
- ~~6. The accurate time measuring device shall stop when it detects a change in conductivity at the end of the legal holding tube.~~
- ~~7. Repeat this Test six (6) or more times, until six (6) consecutive results are within 0.5 seconds of each other. The average of these six (6) consecutive Tests is the pasteurization holding time for water in forward flow.~~

~~**NOTE:** When consistent Test readings cannot be obtained, purge the pasteurization system, check the Testing instruments and connections and check for any air leakage on the suction side of the timing pump. Repeat **Procedure 7**. When consistent readings cannot be obtained after repeating **Procedure 7**, use the fastest time obtained from any of these Tests as the pasteurization holding time for water in forward flow.~~

- ~~8. Record all of the pasteurization holding time results for water in forward flow as conducted in **Procedure 7** above and the average of these six (6) consecutive Tests on the appropriate Form.~~
- ~~9. Repeat **Procedures 3** through **7** above for the pasteurization holding time for water in diverted flow.~~
- ~~10. Record all of the pasteurization holding time results for water in diverted flow as conducted in **Procedure 9** above on the appropriate Form.~~
- ~~11. Complete a., b. or c. below as appropriate:~~
 - ~~a. For all gear driven timing pumps complete **Procedures 12** through **16** below.~~

b. ~~For those homogenizers used as timing pumps, when the measured pasteurization holding time for water is less than 120% of the minimum legal pasteurization holding time, complete **Procedures** 12 through 16 below.~~

c. ~~For those homogenizers used as timing pumps, when the measured pasteurization holding time for water is 120% or more of the minimum legal pasteurization holding time, **Procedure** 12 is optional and **Procedure** 13 through 16 below are not required.~~

12. ~~With the timing pump at the same speed and all other flow promoting devices, which are capable of causing flow through the FDD, and flow impeding devices adjusted as cited in **Procedure** 1, determine the time it takes to fill a 38 liter (10 gallon) can with a measured weight or volume of water, using the pasteurization system discharge outlet with the same head pressure as is normally used during the operation of the pasteurization system. Average the filling times for several trials (minimum of three (3)).~~

NOTE: ~~Since flow rates of a large capacity unit makes it very difficult to determine the time it takes to fill a 38 liter (10 gallon) can with a measured weight or volume of water, it is recommended that a calibrated tank of considerable size be used. It is also acceptable to use any other means to determine a measured weight or volume of water.~~

13. ~~Record all of the can fill time results and the average time it takes to fill a 38 liter (10 gallon) can or other means as described in the **NOTE:** above with a measured weight or volume of water for **Procedure** 12 above on the appropriate Form.~~

14. ~~Repeat **Procedure** 12 above using milk.~~

15. ~~Record the average time it takes to fill a 38 liter (10 gallon) can or other means used with a measured weight or volume of milk for **Procedure** 14 above on the appropriate Form.~~

16. ~~Compute the pasteurization holding time for milk from one (1) of the following formulas, either by volume or by weight. Compute separately for forward flow and diverted flow.~~

BY VOLUME:

~~The adjusted pasteurization holding time for milk is equal to:~~

~~The pasteurization holding time for water, times the quotient of the time it takes to deliver a volume of milk divided by the time it takes to deliver the same volume of water.~~

$$~~T_m = T_w(V_m/V_w)~~$$

~~Where: T_m = Adjusted product pasteurization holding time for milk.~~

~~T_w = Pasteurization holding time for water, the salt (sodium chloride or other appropriate conductive solution) test results.~~

~~V_m = Time, usually in seconds, that it takes to pump a known volume of milk.~~

~~V_w = Time, usually in seconds, that it takes to pump the same volume of water.~~

BY WEIGHT (Using specific gravity):

~~The adjusted pasteurization holding time for milk is equal to:~~

~~The specific gravity of milk, times the pasteurization holding time for water, times the quotient of the time it takes to deliver a measured weight of milk divided by the time it takes to deliver the same weight of water.~~

$$\text{Tm} = 1.032 \times \text{Tw} (\text{Wm} / \text{Ww})$$

~~Where: Tm = Adjusted product pasteurization holding time for milk.~~

~~1.032 = The specific gravity of milk~~

NOTE: ~~If another milk product is used, use the appropriate specific gravity.~~

~~Tw = Pasteurization holding time for water, the salt (sodium chloride or other appropriate conductive solution) test results.~~

~~Wm = Time, usually in seconds, that it takes to pump a measured weight of milk.~~

~~Ww = Time, usually in seconds, that it takes to pump the same measured weight of water.~~

~~17. Record the computed adjusted pasteurization holding time for forward flow and divert flow for milk, using either the formula for volume or weight as identified in **Procedure** 16 above, on the appropriate Form.~~

~~**Action:** When the computed adjusted pasteurization holding time for milk is less than the minimum legal pasteurization holding time, either in forward flow or diverted flow, the speed of the timing pump shall be reduced or an adjustment shall be made to the length or diameter of the holding tube and Test 11.1 shall be repeated until a satisfactory pasteurization holding time is achieved. If an orifice (restrictor) is required to be installed in the FDD divert line to comply with the minimum legal pasteurization holding time in diverted flow, there shall not be any excessive pressure exerted on the underside of the valve seat of the FDD. Variable speed drives shall be sealed for motors on timing pumps that do not provide a constant speed as provided for in Item 16p(B)2.f.(2). If after adjustment the pasteurization holding time fails this Test, the pasteurization system shall not be allowed to operate until the cause of this failure has been corrected and compliance has been verified by the Regulatory Agency; or in the case of HACCP listed milk plants, qualified industry personnel, acceptable to the Regulatory Agency, in compliance with Item 16p.(D); or on an emergency basis, an industry temporary testing and sealing program, authorized by the Regulatory Agency, in compliance with Item 16p.(D).~~

~~**11.2A CONTINUOUS FLOW PASTEURIZATION SYSTEMS UTILIZING A MAGNETIC FLOW METER BASED TIMING SYSTEM PASTEURIZATION HOLDING TIME**~~

~~**Application:** To all HTST continuous flow pasteurization systems with a magnetic flow meter based timing system, used in lieu of a timing pump.~~

~~**Frequency:** Upon installation; at least once each six (6) months thereafter; whenever any alteration is made affecting the pasteurization holding time, the velocity of the flow or the capacity of holding tube; or whenever a check of the capacity indicates a speed up; or whenever the regulatory seal on the flow alarm has been broken.~~

Criteria: ~~Every particle of milk and/or milk product shall be held for at least a minimum legal pasteurization holding time of fifteen (15) seconds or twenty five (25) seconds, respectively in both forward flow and diverted flow.~~

Apparatus:

- ~~1. An electrical conductivity measuring device, which is capable of detecting a change in conductivity, and is equipped with standard electrodes;~~
- ~~2. Table salt (sodium chloride) or other appropriate conductive solution;~~
- ~~3. A suitable apparatus for injecting the salt solution or other appropriate conductive solution into the holding tube;~~
- ~~4. An accurate time measuring device;~~
- ~~5. Water, oil or other suitable media bath and agitator; and~~
- ~~6. Suitable means of heating the media bath.~~

Method: ~~The pasteurization holding time is determined by timing the interval for an injected trace substance, such as sodium chloride, to pass through the entire length of the legal holding tube.~~

Procedure:

~~Utilize either TEST OPTION I or TEST OPTION II.~~

NOTE: ~~In pasteurization systems equipped with a pressure relief valve located between the timing pump and the beginning of the holding tube, this Test shall not be performed if the pressure relief valve is observed to be leaking.~~

TEST OPTION I:

- ~~1. Adjust the set point on the high flow alarm above the estimated acceptable flow rate or bypass the high flow alarm.~~
- ~~2. Adjust the set point on the flow recorder controller to a flow rate estimated to yield an acceptable pasteurization holding time.~~
- ~~3. Install one (1) electrode at the beginning of the legal holding tube and the other electrode at the end of the legal holding tube.~~
- ~~4. Operate the pasteurization system using water at or above the minimum legal pasteurization temperature, with the FDD in the forward flow position.~~

NOTE: ~~The appropriate temperature sensing elements may be placed in a water, oil or other suitable media bath to simulate the minimum legal pasteurization temperature in the holding tube as an alternative method to the heating of water in the pasteurization system above the minimum legal pasteurization temperature.~~

- ~~5. Quickly inject a saturated sodium chloride or other appropriate conductive solution into the inlet at the beginning of the legal holding tube.~~
- ~~6. The accurate time measuring device shall start when it detects a change in conductivity at the beginning of the legal holding tube.~~
- ~~7. The accurate time measuring device shall stop when it detects a change in conductivity at the end of the legal holding tube.~~

~~8. Repeat this Test six (6) or more times, until six (6) consecutive results are within 0.5 seconds of each other. The average of these six (6) consecutive Tests is the pasteurization holding time for water in forward flow.~~

~~**NOTE:** If six (6) consecutive Tests cannot be achieved within 0.5 seconds of each other, refer to **Action** below.~~

~~9. Record all of the pasteurization holding time results for water in forward flow as conducted in Procedure 8 above and the average of these six (6) consecutive Tests on the appropriate Form.~~

~~10. This procedure is not a required Test; it is at the option of the Regulatory Agency. With the flow rate recorder controller at the same set point as in **Procedure 2**, determine the time it takes to fill a 38 liter (10 gallon) can with a measured weight or volume of water using the pasteurization system discharge outlet, with the same head pressure as is normally used during the operation of the pasteurization system. Average the time of several trials (minimum of three (3)). Since flow rates of a large capacity unit makes it very difficult to determine the time it takes to fill a 38 liter (10 gallon) can with a measured weight or volume of water, it is suggested that a calibrated tank of considerable size be used. It is also acceptable to use any other means to determine a measured weight or volume of water.~~

~~11. If the Regulatory Agency chooses to conduct **Procedure 10** above, record all of the can fill time results and the average time it takes to fill a 38 liter (10 gallon) can or other means used with a measured weight or volume of milk for **Procedure 10** above on the appropriate Form.~~

TEST OPTION II:

~~1. Install one (1) electrode at the beginning of the legal holding tube and the other electrode at the end of the legal holding tube.~~

~~2. Operate the pasteurization system using water with the FDD in the divert flow position at a flow rate just above the high flow alarm set point.~~

~~3. Quickly inject a saturated sodium chloride or other appropriate conductive solution into the inlet at the beginning of the legal holding tube.~~

~~4. The accurate time measuring device shall start when it detects a change in conductivity at the beginning of the legal holding tube.~~

~~5. The accurate time measuring device shall stop when it detects a change in conductivity at the end of the legal holding tube.~~

~~6. Repeat this Test six (6) or more times, until six (6) consecutive results are within 0.5 seconds of each other. The average of these six (6) consecutive Tests is the pasteurization holding time for water in diverted flow.~~

~~**NOTE:** If six (6) consecutive Tests cannot be achieved within 0.5 seconds of each other, refer to **Action** below.~~

~~7. Record all of the pasteurization holding time results for water in diverted flow as conducted in Procedure 6 above and the average of these six (6) consecutive Tests on the appropriate Form.~~

~~8. If the minimum legal pasteurization holding time is achieved in diverted flow when conducting **TEST OPTION II**, all flows through the pasteurization system below the high flow alarm set point will meet the required minimum legal pasteurization holding time in forward flow. Proceed to **Procedure 10** below.~~

~~9. If the Test results, when conducting **TEST OPTION II**, are not all above the required minimum legal pasteurization holding time in diverted flow, **TEST OPTION I** shall be conducted.~~

~~10. This procedure is not a required Test; it is at the option of the Regulatory Agency. With the flow rate recorder controller at the same set point as in **Procedure 2**, determine the time it takes to fill a 38 liter (10 gallon) can with a measured weight or volume of water using the pasteurization system discharge outlet, with the same head pressure as is normally used during the operation of the pasteurization system. Average the time of several trials (minimum of three (3)). Since flow rates of a large capacity unit makes it very difficult to determine the time it takes to fill a 38 liter (10 gallon) can with a measured weight or volume of water, it is suggested that a calibrated tank of considerable size be used. It is also acceptable to use any other means to determine a measured weight or volume of water.~~

~~11. If the Regulatory Agency chooses to conduct **Procedure 10** above, record all of the can fill time results and the average time it takes to fill a 38 liter (10 gallon) can or other means used with a measured weight or volume of milk for **Procedure 10** above on the appropriate Form.~~

~~**Action:** When the computed pasteurization holding time for milk is less than the minimum legal pasteurization holding time in diverted flow, the set point on the flow rate recorder controller shall be decreased, or an adjustment shall be made in the length or diameter of the legal holding tube by milk plant personnel to correct the pasteurization holding time, and **TEST OPTION I** shall be repeated until a satisfactory pasteurization holding time is achieved. If after adjustment the pasteurization system fails this Test, the pasteurization system shall not be allowed to operate until the cause of this failure has been corrected and compliance has been verified by the Regulatory Agency; or in the case of HACCP listed milk plants, qualified industry personnel, acceptable to the Regulatory Agency, in compliance with Item 16p.(D); or on an emergency basis, an industry temporary testing and sealing program, authorized by the Regulatory Agency, in compliance with Item 16p.(D).~~

~~**11.2B CONTINUOUS FLOW PASTEURIZATION SYSTEMS UTILIZING A MAGNETIC FLOW METER BASED TIMING SYSTEM HOLDING TUBES AND HIGH FLOW ALARM**~~

~~**Application:** To all continuous flow pasteurization systems using a magnetic flow meter based timing system, in lieu of a timing pump.~~

~~**Frequency:** Upon installation; at least once each six (6) months thereafter; whenever any alteration is made affecting the pasteurization holding time, the velocity of the flow or the capacity of the holding tube; whenever a check of the capacity of the holding tube indicates a speedup; or whenever the regulatory seal on the high flow alarm has been broken.~~

~~**Criteria:** Whenever the high flow rate equals or exceeds the value at which the pasteurization holding time was measured, the high flow alarm shall cause the FDD to assume the diverted-flow position, even though the temperature of the milk and/or milk product in the holding tube is above the minimum legal pasteurization temperature.~~

~~**Apparatus:** No supplementary materials required.~~

~~**Method:** The high flow alarm set point shall be set so that flow is diverted when the flow rate equals or exceeds the value at which the pasteurization holding time was measured or calculated.~~

Procedure:

1. ~~Operate the pasteurization system using water above the minimum legal pasteurization temperature, in forward flow, at a flow rate below the high flow alarm set point.~~

NOTE: ~~The appropriate temperature sensing elements may be placed in a water, oil or other suitable media bath to simulate the processing pasteurization temperature within the holding tube as an alternative to heating water in the pasteurization system above the minimum legal pasteurization temperature.~~

2. ~~Slowly raise the flow rate of the pasteurization system until the following occur:~~
- ~~The frequency pen(s) on the STLR and the flow rate recorder controller(s) indicate that the FDD is in the diverted flow position.~~
 - ~~Observe that the FDD moved to the diverted flow position.~~
3. ~~Record the rate of flow; the set point of the high flow alarm; and the temperature on the STLR at the occurrence of flow diversion for this Test on the appropriate Form.~~

Action: ~~If the FDD does not move to the diverted flow position, when the frequency pen of the flow rate recorder controller indicates a flow diversion, milk plant personnel shall make a modification to the FDD or the STLR recorder controller as required. If after adjustment the pasteurization system fails this Test, the pasteurization system shall not be allowed to operate until the cause of this failure has been corrected and compliance has been verified by the Regulatory Agency; or in the case of HACCP listed milk plants, qualified industry personnel, acceptable to the Regulatory Agency, in compliance with Item 16p.(D); or on an emergency basis, an industry temporary testing and sealing program, authorized by the Regulatory Agency, in compliance with Item 16p.(D).~~

~~11.2C CONTINUOUS FLOW PASTEURIZATION SYSTEMS UTILIZING A MAGNETIC FLOW METER BASED TIMING SYSTEM HOLDING TUBES AND LOW FLOW/LOSS OF SIGNAL ALARM~~

Application: ~~To all continuous flow pasteurization systems using a magnetic flow meter based timing system, in lieu of a timing pump.~~

Frequency: ~~Upon installation; at least once each six (6) months thereafter; whenever any alteration is made affecting the flow rate in the holding tube; or whenever the regulatory seal on the low flow/loss of signal flow alarm has been broken.~~

Criteria: ~~Forward flow occurs only when flow rates are above the low flow/loss of signal alarm set point.~~

Apparatus: ~~No supplementary materials required.~~

Method: ~~By observing the actions of the frequency pen on the flow rate recorder controller and the position of the FDD.~~

Procedure:

1. ~~Operate the pasteurization system using water in forward flow at a flow rate below the high flow alarm set point and above the low flow/loss of signal alarm set point.~~

NOTE: ~~The appropriate temperature sensing elements may be placed in a water, oil or other suitable media bath to simulate the processing pasteurization temperature within the holding tube as an alternative to heating water in the pasteurization system above the minimum legal pasteurization temperature.~~

2. ~~Disrupt the power to the magnetic flow meter to activate the loss of signal alarm or decrease the flow through the flow meter to a flow rate below the low flow alarm set point. Observe that the FDD assumes the diverted flow position and that the frequency pen(s) on the STLR and the flow rate recorder controller(s) assumed the diverted flow position.~~

3. ~~Record the results of this Test and the low flow/loss of signal alarm set point, if applicable on the appropriate Form.~~

Action: ~~If the FDD does not divert or the frequency pens do not assume the diverted flow position, milk plant personnel shall make an adjustment to the low flow/loss of signal alarm or a modification to the FDD, the STLR or flow rate recorder controller as required. If after adjustment the pasteurization system fails this Test, the pasteurization system shall not be allowed to operate until the cause of this failure has been corrected and compliance has been verified by the Regulatory Agency; or in the case of HACCP listed milk plants, qualified industry personnel, acceptable to the Regulatory Agency, in compliance with Item 16p.(D); or on an emergency basis, an industry temporary testing and sealing program, authorized by the Regulatory Agency, in compliance with Item 16p.(D).~~

~~11.2D CONTINUOUS FLOW PASTEURIZATION SYSTEMS UTILIZING A MAGNETIC FLOW METER BASED TIMING SYSTEM – HOLDING TUBES AND FLOW RATE CUT IN AND CUT OUT~~

Application: ~~To all HTST continuous flow pasteurization systems using a magnetic flow meter based timing system, in lieu of a timing pump.~~

Frequency: ~~Upon installation; at least once each six (6) months thereafter; whenever any alteration is made affecting the pasteurization holding time, the velocity of the flow or the capacity of the holding tube; whenever a check of the capacity of the holding tube indicates a speedup; or whenever the regulatory seal on the high flow and/or low flow/loss of signal alarm(s) has been broken.~~

Criteria: ~~Forward flow occurs only when flow rates are below the high flow alarm set point and above the low flow/loss of signal alarm set point.~~

Apparatus: ~~No supplementary materials required.~~

Method: ~~By observing the flow rate recorder controller's readings along with the action of the frequency pen on the flow rate recorder controller and the position of the FDD.~~

Procedure:

1. ~~Operate the pasteurization system, using water above the minimum legal pasteurization temperature, in forward flow at a flow rate below the high flow alarm set point and above the low flow/loss of signal alarm set point.~~

NOTE: ~~The appropriate temperature sensing elements may be placed in a water, oil or other suitable media bath to simulate the processing pasteurization temperature within the holding tube as an alternative to heating water in the pasteurization system above the minimum legal pasteurization temperature.~~

2. ~~Using the flow rate recorder controller, slowly increase the flow rate until the frequency pen on the flow rate recorder controller indicates a flow diversion, because the high flow alarm set point had been exceeded. The FDD shall assume the diverted flow position. Observe the flow rate reading from the flow rate recorder controller the instant forward flow cut out occurs, as indicated by the flow rate recorder controller's frequency pen.~~

3. ~~With the pasteurization system operating on water, above the minimum legal pasteurization temperature and with the FDD in the diverted flow position due to exceeding the high flow alarm set point, slowly decrease the flow rate until the frequency pen on the flow rate recorder controller indicates the start of the FDD's forward flow movement, which indicates the flow rate cut in point. Because of the time delay described in Test 11.2E, the FDD will not move immediately to the forward flow position. Observe the flow rate reading from the flow rate recorder controller the instant flow rate cut in occurs, as indicated by the flow rate recorder controller's frequency pen.~~

4. ~~Record the flow rate cut in and cut out results of this Test on the appropriate Form.~~

Action: ~~If the flow rate cut in or cut out point(s) occurs at a flow rate equal to or greater than the value at which the pasteurization holding time was measured, milk plant personnel shall adjust the high flow alarm to a lower set point and this Test shall be repeated. If after adjustment the pasteurization system fails this Test, the pasteurization system shall not be allowed to operate until the cause of this failure has been corrected and compliance has been verified by the Regulatory Agency; or in the case of HACCP listed milk plants, qualified industry personnel, acceptable to the Regulatory Agency, in compliance with Item 16p.(D); or on an emergency basis, an industry temporary testing and sealing program, authorized by the Regulatory Agency, in compliance with Item 16p.(D).~~

~~11.2E CONTINUOUS FLOW PASTEURIZATION SYSTEMS UTILIZING A MAGNETIC FLOW METER BASED TIMING SYSTEM HOLDING TUBES AND TIME DELAY~~

Application: ~~To all HTST continuous flow pasteurization systems with a FDD located at the end of the holding tube that use a MFMBTS, in lieu of a timing pump.~~

Frequency: ~~Upon installation; at least once each six (6) months thereafter; whenever any alteration is made affecting the pasteurization holding time, the velocity of the flow or the capacity of the holding tube; whenever a check of the capacity of the holding tube indicates a speedup; or whenever the regulatory seal on the flow alarm has been broken.~~

Criteria: ~~Following the determination of the flow rate cut in, as described in Test 11.2D, forward flow shall not occur until all milk and/or milk product in the holding tube has been held at or above the minimum legal pasteurization temperature for at least the minimum legal pasteurization holding time.~~

Apparatus: ~~An accurate time measuring device.~~

Method: ~~Set the time delay equal to or greater than the minimum legal pasteurization holding time.~~

Procedure:

1. ~~Operate the pasteurization system, using water above the minimum legal pasteurization temperature, in forward flow at a flow rate below the high flow alarm set point and above the low flow/loss of signal alarm set point.~~

NOTE: ~~The appropriate temperature sensing elements may be placed in a water, oil or other suitable media bath to simulate the processing pasteurization temperature within the holding tube as an alternative to heating water in the pasteurization system above the minimum legal pasteurization temperature.~~

- ~~2. Using the flow rate recorder controller, slowly increase the flow rate until the frequency pen on the flow rate recorder controller indicates a flow diversion and the FDD moves to the diverted flow position. There shall not be any time delay between the movements of the flow rate recorder controller's frequency pen and the FDD.~~
- ~~3. With the pasteurization system operating on water, above the minimum legal pasteurization temperature and with the FDD in the diverted flow position, due to exceeding the high flow alarm set point, slowly decrease the flow rate.~~
- ~~4. Start the accurate time measuring device the instant the flow rate recorder controller's frequency pen indicates flow rate cut in.~~
- ~~5. Stop the accurate time measuring device the instant the FDD starts to move to the forward flow position.~~
- ~~6. Record the results of this Test on the appropriate Form.~~

Action: ~~If the time delay is less than the minimum pasteurization holding time, milk plant personnel shall increase the time setting on the time delay and Test 11.2E shall be repeated. If after adjustment the pasteurization system fails this Test, the pasteurization system shall not be allowed to operate until the cause of this failure has been corrected and compliance has been verified by the Regulatory Agency; or in the case of HACCP listed milk plants, qualified industry personnel, acceptable to the Regulatory Agency, in compliance with Item 16p.(D); or on an emergency basis, an industry temporary testing and sealing program, authorized by the Regulatory Agency, in compliance with Item 16p.(D).~~

~~11.2F CONTINUOUS FLOW PASTEURIZATION SYSTEMS UTILIZING A MAGNETIC FLOW METER BASED TIMING SYSTEM HIGH FLOW ALARM RESPONSE TIME~~

Application: ~~To all continuous flow pasteurization systems using a magnetic flow meter based timing system, in lieu of a timing pump.~~

Frequency: ~~Upon installation; at least once each six (6) months thereafter; whenever any alteration is made affecting the pasteurization holding time, the velocity of the flow or the capacity of the holding tube; whenever a check of the capacity of the holding tube indicates a speedup; or whenever the regulatory seal on the flow alarm has been broken.~~

Criteria: ~~When the flow rate equals or exceeds the value at which the pasteurization holding time was measured, the high flow alarm shall cause the FDD to assume the diverted flow position within one (1) second.~~

Apparatus: ~~An accurate time measuring device.~~

Method: ~~Rapidly increase the flow rate to exceed the high flow alarm and verify that the FDD moves to the diverted flow position within one (1) second.~~

Procedure:

- ~~1. Operate the pasteurization system, using water above the minimum legal pasteurization temperature, in forward flow at a flow rate twenty five percent (25%) below the high flow alarm set point as determined in Test 11.2B Procedure 2.~~

NOTE: ~~The appropriate temperature sensing elements may be placed in a water, oil or other suitable media bath to simulate the processing pasteurization temperature within the holding tube as an alternative to heating water in the pasteurization system above the minimum legal pasteurization temperature. The observation and recording of the high flow alarm response time shall be conducted as described in Procedures 3 through 6 below.~~

- ~~2. Identify the high flow alarm set point on the flow rate recorder controller chart. This may be accomplished by inscribing a line intersecting the recorded flow arc at the pen location or any other method acceptable to the Regulatory Agency.~~
- ~~3. Increase the pasteurization system flow rate as rapidly as practical to a point above the high flow alarm set point.~~
- ~~4. Start the accurate time measuring device when the flow rate recorder controller's recording pen exceeds the high flow alarm set point.~~
- ~~5. Stop the accurate time measuring device when the FDD has moved to the diverted flow position.~~
- ~~6. Record the high flow alarm response time on the appropriate Form.~~

Action: ~~If the response time exceeds one (1) second, immediate action shall be taken by milk plant personnel to correct this FDD deficiency. If after adjustment the pasteurization system fails this Test, the pasteurization system shall not be allowed to operate until the cause of this failure has been corrected and compliance has been verified by the Regulatory Agency; or in the case of HACCP listed milk plants, qualified industry personnel, acceptable to the Regulatory Agency, in compliance with Item 16p.(D); or on an emergency basis, an industry temporary testing and sealing program, authorized by the Regulatory Agency, in compliance with Item 16p.(D).~~

~~11.3 CALCULATED PASTEURIZATION HOLDING TIME FOR HHST PASTEURIZATION SYSTEMS USING INDIRECT HEATING~~

Application: ~~To all HHST pasteurization systems using indirect heating.~~

Frequency: ~~Upon installation; at least once each six (6) months thereafter; whenever any alteration is made affecting the pasteurization holding time, the velocity of the flow, such as the replacement of the timing pump, motor, belt, drive or driven pulley, decrease in the number of HHST pasteurization system heat exchange plates, or the capacity of the holding tube; whenever a check of the capacity of the holding tube indicates a speedup; or whenever the regulatory seal on the timing pump speed setting has been broken.~~

Criteria: ~~Every particle of milk and/or milk product shall be held for the applicable minimum pasteurization holding time in both the forward flow and diverted flow positions.~~

Apparatus: ~~No supplementary materials required.~~

Method: ~~For this Test, fully developed laminar flow is assumed and the required holding tube length shall be calculated from an experimental determination of the pumping rate. An experimental determination of the pumping rate can be accomplished by determining the time required for the pasteurization system to fill a vessel of a known volume; converting these data by division to obtain the flow rate in gallons per second; and then multiplying this value, by the proper value referenced in Table 14 to determine the required holding tube length.~~

Table 14. Holding Tube Length - HHST Pasteurization System - Indirect Heating at a Pumping Rate of 1 gallon/second			
Pasteurization Holding Time (sec.)	Tubing Size (inches)		
	2	2 1/2	3
	Holding Tube Length (inches)		
1.0	168.0	105.0	71.4
0.5	84.0	52.4	35.7
0.1	16.8	10.5	7.14
0.05	8.4	5.24	3.57
0.01	1.68	1.05	.714

Procedure:

1. ~~Operate the pasteurization system on water, in forward flow, with all flow-promoting devices, which are capable of causing flow through the FDD, operating at their maximum capacity and all flow impeding devices adjusted or bypassed to provide the minimum amount of resistance to the flow through the pasteurization system.~~

~~There shall not be any leakage on the suction side of the timing pump.~~

- ~~For a variable speed timing pump adjust the timing pump to its maximum capacity; preferably with a new belt and full size impellers.~~
- ~~For a homogenizer used as the timing pump, check the homogenizer for its regulatory seal(s), and gears or pulley identification.~~
- ~~For AC variable speed timing pump, check the timing pump's control box for its regulatory seal(s).~~

NOTE: ~~For pasteurization systems that employ a liquid ingredient injection (slurry) system as described in Appendix H., the slurry injection pump shall be energized and running at its maximum speed and the slurry supply tank shall be completely filled with water.~~

- ~~Measure the time required to deliver a known volume of water at the discharge outlet of the pasteurization system. Repeat the Test until the measurements are consistent.~~
- ~~Repeat **Procedures** 1 and 2 in diverted flow by collecting the water at the pasteurization system's diverted flow discharge.~~

NOTE: ~~**Procedure** 3 is not required for HHST pasteurization systems with magnetic flow meter based timing systems.~~

- ~~Select the highest flow rate, the shortest delivery time for the known volume; and calculate the flow rate in gallons per second by dividing the known volume by the time required to collect the known volume. Multiply this value with the appropriate value referenced in Table 14 to determine the required holding tube length for the pasteurization system.~~
- ~~The holding tube may include fittings. The centerline length of the fitting is treated as an equivalent length of straight pipe. The centerline distance may be measured by forming a flexible steel tape along the centerline of the fitting. Determine the total length of the holding tube by adding the equivalent lengths of the fittings to the measured lengths of straight pipe.~~

NOTE: The holding tube shall be arranged to have a continuously upward slope in the direction of flow of not less than 2.1 centimeters (0.25 of an inch) per foot. If the indicating temperature sensing element is located at the beginning of the holding tube, the entire length of the holding tube shall be protected against heat loss by a material that is impervious to water.

6. When the actual holding tube length is equivalent to or greater than the calculated minimum holding tube length, record the number and type of fittings, the number and length of straight pipe, the holding tube configuration and the results on the appropriate Form. If the actual holding tube length is not equivalent or greater than the calculated minimum holding tube length, refer to **Action** noted below.

Alternate Procedure for Measuring the Flow Rate: Suspend a sanitary dipstick in the constant level tank and operate the pasteurization system at its maximum flow capacity. Record the time that is required for the water level in the constant level tank to drop two (2) identified graduations on the dipstick. The volume of water is calculated from the dimensions of the constant level tank and the drop in water level. The flow rate is determined as follows:

1. Divide the volume of water, in gallons, removed from the constant level tank by the time, in seconds, required to remove the volume of water.
2. Then use this flow rate to calculate the required holding tube length as provided in **Procedures 3 and 4** above.

Alternate Procedures for the Determination of the Holding Tube Length for Non-Standard Pipe Size: The holding tube length may be accurately calculated from the following equation:

$$L = 588 Q t / D^2$$

Where: L = Holding tube length (inches)

Q = Pumping rate (gallons per second)

t = Pasteurization holding time standard (seconds)

D = Internal diameter of the holding tube (inches)

NOTE: Table 15 provides the internal pipe diameters for piping in a HHST pasteurization system's holding tube with nominal external diameters of 2.0, 2.5, 3.0 and 4.0 inches. Internal diameters, for pasteurization system's holding tubes designed for high pressure and for holding tubes with external piping sizes not listed in Table 15, shall be individually determined and the minimum holding tube length calculated using the above formula.

Table 15. Dimension for Standard Stainless Steel Sanitary Tubing¹	
Nominal External Diameter²	Internal Diameter²
2.0	1.870
2.5	2.370
3.0	2.870
4.0	3.834

¹ Abstracted from Table 6.1 "Pipe and Heat Exchanger Tube Dimensions", Fundamentals of Food Process Engineering, 1979, R. T. Toledo, AVI Press

² Measurements are in inches.

~~After the minimum required holding tube length is obtained from the calculation above, the length of the holding tube is measured to determine that it is at least as long as the calculated length. Record the number and type of fittings, the number and length of straight pipe and the holding tube configuration results on the appropriate Form.~~

~~**Action:** If the length of the holding tube is shorter than the calculated required minimum length, reseal the timing system at a slower maximum speed, based on new calculations with this slower maximum speed, or have milk plant personnel lengthen the holding tube, or both, and repeat the Test **Procedure** previously used. If after adjustment the pasteurization system fails this Test, the pasteurization system shall not be allowed to operate until the cause of this failure has been corrected and compliance has been verified by the Regulatory Agency; or in the case of HACCP listed milk plants, qualified industry personnel, acceptable to the Regulatory Agency, in compliance with Item 16p.(D); or on an emergency basis, an industry temporary testing and sealing program, authorized by the Regulatory Agency, in compliance with Item 16p.(D).~~

~~**11.4 CALCULATED PASTEURIZATION HOLDING TIME FOR HHST PASTEURIZATION SYSTEMS USING DIRECT HEATING**~~

~~**Application:** To all HHST pasteurization systems using direct heating.~~

~~**Frequency:** Upon installation; at least once each six (6) months thereafter; whenever any alteration is made affecting the pasteurization holding time, the velocity of the flow, such as replacement of the timing pump, motor, belt, drive or driven pulley, decrease in number of heat-exchange plates, or the capacity of the holding tube; whenever a check of the capacity of the holding tube indicates a speedup; or whenever the regulatory seal on the timing pump speed setting has been broken.~~

~~**Criteria:** Every particle of milk and/or milk product shall be held for the appropriate minimum pasteurization holding time in both the forward-flow and diverted-flow positions.~~

~~**Apparatus:** No supplementary materials required.~~

~~**Method:** For this Test, fully developed laminar flow and a temperature increase by the steam injection of 49°C (120°F) are assumed and the processor chooses the temperature-time standard and the required holding tube length is calculated from an experimental determination of the pumping rate.~~

~~**Procedure:**~~

~~1. Operate the pasteurization system on water, in forward flow, with all flow promoting devices, which are capable of causing flow through the FDD, operating at their maximum capacity and all flow impeding devices adjusted or bypassed to provide the minimum amount of resistance to the flow through the pasteurization system.~~

~~There shall not be any leakage on the suction side of the timing pump.~~

- ~~a. For a variable speed timing pump adjust the timing pump to its maximum capacity, preferably with a new belt and full size impellers.~~
- ~~b. For a homogenizer used as the timing pump, check the homogenizer for its regulatory seal(s), and gears or pulley identification.~~
- ~~c. For AC variable speed timing pump, check the timing pump's control box for its regulatory seal(s).~~
- ~~d. When vacuum equipment is present, operate the vacuum equipment at maximum vacuum rate.~~

NOTE: For pasteurization systems that employ a liquid ingredient injection (slurry) system as described in Appendix H., the slurry injection pump shall be energized and running at its maximum speed and the slurry supply tank shall be completely filled with water.

2. Measure the time required to deliver a known volume of water at the discharge outlet of the pasteurization system. Repeat the Test until the measurements are consistent.
3. Repeat **Procedures** 1 and 2 in diverted flow by collecting the water at the pasteurization system's diverted flow discharge.

NOTE: **Procedure** 3 is not required for HHST pasteurization systems with magnetic flow meter based timing systems.

4. Select the highest flow rate, the shortest delivery time for the known volume; and calculate the flow rate in gallons per second by dividing the known volume by the time required to collect the known volume. Multiply this value with the appropriate value referenced in Table 16 to determine the required holding tube length for the pasteurization system.

Table 16. Holding Tube Length- HHST Pasteurization System- Direct Heating at a Pumping Rate of 1 gallon/second			
Pasteurization Holding Time (sec.)	Tubing Size (inches)		
	2	2 1/2	3
	Holding Tube Length (inches)		
1.0	188.0	118.0	80.0
0.5	94.0	59.0	40.0
0.1	18.8	11.8	8.0
0.05	9.40	5.90	4.0
0.01	1.88	1.18	0.8

5. The holding tube may include fittings. The centerline length of the fitting is treated as an equivalent length of straight pipe. The centerline distance may be measured by forming a flexible steel tape along the centerline of the fitting. Determine the total length of the holding tube by adding the equivalent lengths of the fittings to the measured lengths of straight pipe.

NOTE: The holding tube shall be arranged to have a continuously upward slope in the direction of flow of not less than 2.1 centimeters (0.25 of an inch) per foot. If the indicating temperature sensing element is located at the beginning of the holding tube, the entire length of the holding tube shall be protected against heat loss by a material that is impervious to water.

6. When the actual holding tube length is equivalent to or greater than the calculated minimum holding tube length, record the number and type of fittings, the number and length of straight pipe, the holding tube configuration and the results on the appropriate Form. If the actual holding tube length is not equivalent or greater than the calculated minimum holding tube length, refer to **Action** noted below.

Alternate Procedure for Measuring the Flow Rate: Suspend a sanitary dipstick in the constant level tank and operate the pasteurization system at its maximum flow capacity. Record

~~the time that is required for the water level in the constant level tank to drop two (2) identified graduations on the dipstick. The volume of water is calculated from the dimensions of the constant level tank and the drop in water level. The flow rate is determined as follows:~~

- ~~1. Divide the volume of water, in gallons, removed from the constant level tank by the time, in seconds, required to remove the volume of water.~~
- ~~2. Then use this flow rate to calculate the required holding tube length as provided in Procedures 3 and 4 above.~~

~~**Alternate Procedures for the Determination of the Holding Tube Length for Non-Standard Pipe Size:** The holding tube length may also be accurately calculated from the following equation:~~

$$~~L = (588 Qt \times 1.12)/D^2~~$$

~~Where: L = Holding tube length (inches)~~

~~Q = Pumping rate (gallons per second)~~

~~t = Pasteurization holding time standard (seconds)~~

~~1.12 = 12% expansion for steam~~

~~D = Internal diameter of the holding tube (inches)~~

~~**NOTE:** Table 15 provides the internal pipe diameters for piping in a HHST pasteurization system's holding tube with nominal external diameters of 2.0, 2.5, 3.0 and 4.0 inches. Internal diameters, for pasteurization system's holding tubes designed for high pressure and for holding tubes with external piping sizes not listed in Table 15, shall be individually determined and the minimum holding tube length calculated using the above formula.~~

~~After the minimum required holding tube length is obtained from the calculation above, the length of the holding tube is measured to determine that it is at least as long as the calculated length. Record the number and type of fittings, the number and length of straight pipe and the holding tube configuration results on the appropriate Form.~~

~~**Action:** If the length of the holding tube is shorter than the calculated required minimum length, reseal the timing system at a slower maximum speed, based on new calculations with this slower maximum speed, or have milk plant personnel lengthen the holding tube, or both, and repeat the Test **Procedure** previously used. If after adjustment the pasteurization system fails this Test, the pasteurization system shall not be allowed to operate until the cause of this failure has been corrected and compliance has been verified by the Regulatory Agency; or in the case of HACCP listed milk plants, qualified industry personnel, acceptable to the Regulatory Agency, in compliance with Item 16p.(D); or on an emergency basis, an industry temporary testing and sealing program, authorized by the Regulatory Agency, in compliance with Item 16p.(D).~~

~~**11.5 HHST PASTEURIZATION SYSTEMS HOLDING TIME USING DIRECT STEAM INFUSION HEATING WITH A STEAM PRESSURE RELIEF POP OFF VALVE AND A VACUUM CHAMBER ORIFICE IN PLACE OF A TIMING PUMP**~~

~~**Application:** To all HHST pasteurization systems using direct steam infusion heating and using a steam pressure relief pop off valve and a vacuum chamber orifice in place of a timing pump.~~

Frequency: ~~Upon installation; at least once each three (3) months thereafter; whenever the steam infusion shell or feed line, pressure relief pop-off valve or vacuum chamber orifice has been repaired or replaced; or whenever the regulatory seal has been broken.~~

Criteria: ~~Every particle of milk and/or milk product shall be held for the applicable minimum pasteurization holding time in both the forward flow and diverted flow positions.~~

Apparatus: ~~No supplementary materials required.~~

Method:

~~1. The steam infusion shell or feed line shall be equipped with a pressure relief pop-off valve. This pressure relief pop-off valve shall be located and sized so that the total pressure inside the steam infusion shell or feed line can never exceed the set point on this pressure relief pop-off valve.~~

~~2. An orifice or restriction, which is permanently installed in a noticeable fitting, shall be placed in the holding tube just prior to the vacuum chamber. The opening in the orifice or restriction, shall be sized to ensure a minimum milk and/or milk product residence pasteurization holding time at least as long as that specified in the chosen HHST pasteurization standard.~~

~~3. The size of the opening in the orifice or restriction and the setting of the pressure relief valve shall be determined by trial and error. Once an appropriate maximum flow rate has been determined and a minimum legal pasteurization holding time has been calculated, both the orifice or restriction and the steam pressure setting on the pressure relief pop-off valve shall be sealed by the Regulatory Agency so that neither can be changed or altered.~~

Procedure:

~~1. Operate the pasteurization system on water, in forward flow, with all flow promoting devices, which are capable of causing flow through the FDD, operating at their maximum capacity and all flow impeding devices adjusted or bypassed to provide the minimum amount of resistance to the flow through the pasteurization system.~~

~~There shall not be any leakage on the suction side of the timing pump.~~

~~a. For a variable speed timing pump adjust the timing pump to its maximum capacity, preferably with a new belt and full size impellers.~~

~~b. For a homogenizer used as the timing pump, check the homogenizer for its regulatory seal(s), and gears or pulley identification.~~

~~c. For AC variable speed timing pump, check the timing pump's control box for its regulatory seal(s).~~

NOTE: ~~For pasteurization systems that employ a liquid ingredient injection (slurry) system as described in Appendix H., the slurry injection pump shall be energized and running at its maximum speed and the slurry supply tank shall be completely filled with water.~~

~~2. The steam pressure in the steam infusion shell or feed line shall be raised to a level just below the pressure relief pop-off point of the pressure relief pop-off valve.~~

~~3. Any back-pressure valves or other variable restrictions in the holding tube shall be placed into the fully open position.~~

~~4. All air bleeds to the vacuum chamber shall be closed so that the vacuum chamber will be operating under maximum vacuum.~~

~~5. Operate the pasteurization system at its maximum flow for approximately fifteen (15) minutes to purge air from the pasteurization system.~~

~~6. Measure the time required to deliver a known volume of water at the discharge outlet of the pasteurization system. Repeat the Test until the measurements are consistent.~~

~~7. Repeat **Procedures** 1 through 5 in diverted flow by collecting the water at the pasteurization system's diverted flow discharge.~~

~~**NOTE:** **Procedure** 7 is not required for HHST pasteurization systems with magnetic flow meter based timing systems.~~

~~8. Select the highest flow rate, the shortest delivery time for the known volume; and calculate the flow rate in gallons per second by dividing the known volume by the time required to collect the known volume. Multiply this value with the appropriate value referenced in Table 16 to determine the required holding tube length for the pasteurization system.~~

~~9. The holding tube may include fittings. The centerline length of the fitting is treated as an equivalent length of straight pipe. The centerline distance may be measured by forming a flexible steel tape along the centerline of the fitting. Determine the total length of the holding tube by adding the equivalent lengths of the fittings to the measured lengths of straight pipe.~~

~~**NOTE:** The holding tube shall be arranged to have a continuously upward slope in the direction of flow of not less than 2.1 centimeters (0.25 of an inch) per foot. If the indicating temperature sensing element is located at the beginning of the holding tube, the entire length of the holding tube shall be protected against heat loss by a material that is impervious to water.~~

~~10. If the actual holding tube length is equivalent to or greater than the calculated minimum holding tube length, record the number and type of fittings, the number and length of straight pipes and the holding tube configuration and results on the appropriate Form.~~

~~**Action:** If the length of the holding tube is shorter than the calculated required minimum length, reseal the timing system at a slower maximum speed, based on new calculations with this slower maximum speed, or have milk plant personnel lengthen the holding tube, or both, and repeat the Test **Procedure** previously used. If after adjustment the pasteurization system fails this Test, the pasteurization system shall not be allowed to operate until the cause of this failure has been corrected and compliance has been verified by the Regulatory Agency; or in the case of HACCP listed milk plants, qualified industry personnel, acceptable to the Regulatory Agency, in compliance with Item 16p.(D); or on an emergency basis, an industry temporary testing and sealing program, authorized by the Regulatory Agency, in compliance with Item 16p.(D).~~

~~**TEST 12.**~~

~~**THERMAL LIMIT CONTROLLER FOR CONTROL SEQUENCE LOGIC**~~

~~**References:** Items 16p.(B) and (D)~~

~~Thermal limit controllers used with HTST and HHST pasteurization systems that have the FDD located downstream of the pasteurized regenerator section(s) and/or cooler section shall be tested by one (1) of the following applicable Tests at the frequency prescribed.~~

~~12.1 PASTEURIZATION INDIRECT HEATING~~

Application: ~~To all HTST and HHST pasteurization systems that have the FDD located downstream of the pasteurized regenerator section(s) and/or cooler section and using indirect heating.~~

Frequency: ~~Upon installation; at least once each three (3) months thereafter; whenever the thermal limit controller has been repaired or replaced; or whenever the regulatory seal has been broken.~~

Criteria: ~~The pasteurization system shall not operate in forward flow until the milk and/or milk product contact surfaces downstream from the holding tube have been sanitized. Upon start-up, milk and/or milk product contact surfaces shall be exposed to fluid at the applicable required pasteurization temperature for at least the applicable required pasteurization or sterilization time. If any public health control causes the FDD to assume the diverted flow position due to incorrect temperature, pressure or flow, forward flow shall not be re-achieved until the milk and/or milk product contact surfaces downstream from the holding tube have been re-sanitized or re-sterilized as appropriate.~~

Apparatus: ~~A constant temperature bath of water, oil or other suitable media and the test light from the pneumatic testing device described in Test 9.1~~ **PRESSURE SWITCHES** ~~may be used to check the control sequence logic of the thermal limit controller.~~

Method: ~~The control sequence logic of the thermal limit controller is determined by monitoring the electric signal from the thermal limit controller during a series of immersions and removals of the two (2) sensing elements, located at the FDD and in the holding tube, from a media bath heated above the cut in temperature.~~

Procedure:

~~1. Heat the media bath to a constant temperature, a few degrees above the cut in temperature of the thermal limit controller. Wire the test light in series with the signal from the thermal limit controller to the FDD.~~

NOTE: ~~Some processors may have time delays built into their control logic in excess of that required for public health reasons. If so equipped, by pass these time delays or account for their effect in delaying forward flow.~~

~~2. Immerse the sensing element from the FDD into the media bath, which is above the cut in temperature. The test light shall remain unlit, indicating diverted flow. Leave this sensing element in the media bath.~~

~~3. Immerse the sensing element from the holding tube into the media bath. The test light shall light up, indicating forward flow after a minimum time delay of one (1) second for continuous-flow pasteurization systems.~~

~~4. Remove the sensing element from the FDD from the media bath. The test light shall remain lit, indicating forward flow.~~

~~5. Remove the sensing element from the holding tube from the media bath. The test light shall turn off immediately, indicating diverted flow.~~

~~6. Re-immers the sensing element from the holding tube into the media bath. The test light shall remain unlit, indicating diverted flow.~~

~~7. Record the results of the Test on the appropriate Form.~~

~~**Action:** If the control sequence logic of the thermal limit controller does not follow these Procedures, the instrument shall be reconfigured to conform to this logic. If after reconfiguration, the pasteurization system fails this Test, the pasteurization system shall not be allowed to operate until the cause of this failure has been corrected and compliance has been verified by the Regulatory Agency; or in the case of HACCP listed milk plants, qualified industry personnel, acceptable to the Regulatory Agency, in compliance with Item 16p.(D); or on an emergency basis, an industry temporary testing and sealing program, authorized by the Regulatory Agency, in compliance with Item 16p.(D).~~

~~12.2 PASTEURIZATION - DIRECT HEATING~~

~~**Application:** To all HTST and HHST pasteurization systems that have the FDD located downstream of the pasteurized regenerator section(s) and/or cooler section and using direct heating.~~

~~**Frequency:** Upon installation; at least once each three (3) months thereafter; whenever the thermal limit controller has been repaired or replaced; or whenever the regulatory seal has been broken.~~

~~**Criteria:** The pasteurization system shall not operate in forward flow until the milk and/or milk product contact surfaces downstream from the holding tube have been sanitized. Upon start-up, milk and/or milk product contact surfaces shall be exposed to fluid at the applicable required pasteurization temperature for at least the applicable required pasteurization or sterilization time. If the milk and/or milk product temperature falls below the applicable pasteurization standard in the holding tube, forward flow shall not be re-achieved until the milk and/or milk product contact surfaces downstream from the holding tube have been re-sanitized or re-sterilized as appropriate.~~

~~**Apparatus:** A constant temperature bath of water, oil or other suitable media and the test light from the pneumatic testing device described in Test 9.1 **PRESSURE SWITCHES** can be used to check the control sequence logic of the thermal limit controller.~~

~~**Method:** The control sequence logic of the thermal limit controller is determined by monitoring the electric signal from the thermal limit controller during a series of immersions and removals of the three (3) sensing elements, located at the FDD, vacuum chamber and in the holding tube, from a media bath heated above the cut-in temperature.~~

~~**Procedure:**~~

~~1. Heat a media bath to a constant temperature, a few degrees above the cut-in temperature on the thermal limit controller. Wire the test light in series with the signal from the thermal limit controller to the FDD.~~

~~**NOTE:** Some processors have time delays built into their control logic, in excess of that required for public health reasons. If so equipped, bypass these time delays or account for their effect in delaying forward flow. Before performing this Test, make sure the pressure switches, which shall be closed to achieve forward flow, have also been bypassed.~~

~~2. Immerse the sensing element from the FDD into the media bath, which is above the cut-in temperature. The test light shall remain unlit, indicating diverted flow. Remove this sensing element from the media bath.~~

- ~~3. Immerse the sensing element from the vacuum chamber into the media bath. The test light shall remain unlit, indicating diverted flow. Remove this sensing element from the media bath.~~
- ~~4. Immerse the two (2) sensing elements from the vacuum chamber and the FDD, into the media bath. The test light shall remain unlit, indicating diverted flow. Leave these two (2) sensing elements in the media bath.~~
- ~~5. Immerse the third sensing element from the holding tube, into the media bath. The test light shall light up, indicating forward flow, after a minimum time delay of one (1) second for continuous flow pasteurization systems.~~
- ~~6. Remove the sensing element from the FDD from the media bath. The test light shall remain lit, indicating forward flow.~~
- ~~7. Remove the sensing element from the vacuum chamber from the media bath. The test light shall remain lit, indicating forward flow.~~
- ~~8. Remove the remaining sensing element from the holding tube from the media bath. The test light shall immediately turn off, indicating diverted flow.~~
- ~~9. Re-immerses the sensing element from the holding tube into the media bath. The test light shall remain unlit, indicating diverted flow.~~
- ~~10. Record the results of the Test on the appropriate Form.~~

~~**Action:** If the control sequence logic of the thermal limit controller does not follow these Procedures, the instrument shall be reconfigured to conform to this logic. If after reconfiguration the pasteurization system fails this Test, the pasteurization system shall not be allowed to operate until the cause of this failure has been corrected and compliance has been verified by the Regulatory Agency; or in the case of HACCP listed milk plants, qualified industry personnel, acceptable to the Regulatory Agency, in compliance with Item 16p.(D); or on an emergency basis, an industry temporary testing and sealing program, authorized by the Regulatory Agency, in compliance with Item 16p.(D).~~

TEST 13.

SETTING OF CONTROL SWITCHES FOR MILK AND/OR MILK PRODUCT PRESSURE IN THE HOLDING TUBE

~~**Reference:** Item 16p.(B) and (D)~~

~~**Application:** To all HHST pasteurization systems, which are capable of operating with milk and/or milk product in forward flow mode, with less than 518 kPa (75 psig) pressure in the holding tube.~~

~~**Frequency:** Upon installation; at least once each three (3) months thereafter; whenever the pressure switch has been repaired or replaced; whenever the operating temperature is changed; or whenever the pressure switch regulatory seal has been broken;.~~

~~**Criteria:** The pasteurization system shall not operate in forward flow unless the product pressure in the holding tube is at least 69 kPa (10 psi) above the boiling pressure of the milk and/or milk product.~~

~~**Apparatus:** The sanitary pressure gauge and the pneumatic testing device described in Test 9.1~~
~~**PRESSURE SWITCHES** can be used for checking and adjusting the pressure switch setting.~~

~~**Method:** The pressure switch is checked and adjusted so as to prevent forward flow unless the milk and/or milk product pressure in the holding tube is at least 69 kPa (10 psi) above the boiling pressure of the milk and/or milk product.~~

Procedure:

1. ~~Using Figure 57 determine the pressure switch setting necessary for the operating temperature being used in the pasteurization system, do not use the diversion temperature. Install the sanitary pressure gauge and the pressure switch sensing element on the pneumatic testing device.~~
2. ~~Remove the regulatory seal and cover to expose the adjustment mechanism on the pressure switch. Place the test light in series with the pressure switch contacts or use some other method to monitor the cut in signal.~~
3. ~~Apply air pressure to the pressure switch sensing element and determine the pressure gauge reading at the cut in point of the pressure switch, which shall turn on the test light. If the pressure switch is short circuited, the test light will light up before the air pressure is applied.~~
4. ~~Determine that the cut in pressure on the pressure switch is equivalent to or greater than the required pressure from Figure 57. If adjustment is necessary, refer to the manufacturer's instructions.~~
5. ~~After the necessary adjustment is made, repeat the Test.~~
6. ~~Record the results of the Test on the appropriate Form.~~

Action: ~~If forward flow is achieved with less than 69 kPa (10 psi) above the boiling point of the milk and/or milk product in the holding tube, adjust the pressure setting and retest. If after adjustment the pasteurization system fails this Test, the pasteurization system shall not be allowed to operate until the cause of this failure has been corrected and compliance has been verified by the Regulatory Agency; or in the case of HACCP listed milk plants, qualified industry personnel, acceptable to the Regulatory Agency, in compliance with Item 16p.(D); or on an emergency basis, an industry temporary testing and sealing program, authorized by the Regulatory Agency, in compliance with Item 16p.(D).~~

~~For each HHST pasteurization system temperature, the milk and/or milk product pressure switch setting is as follows:~~

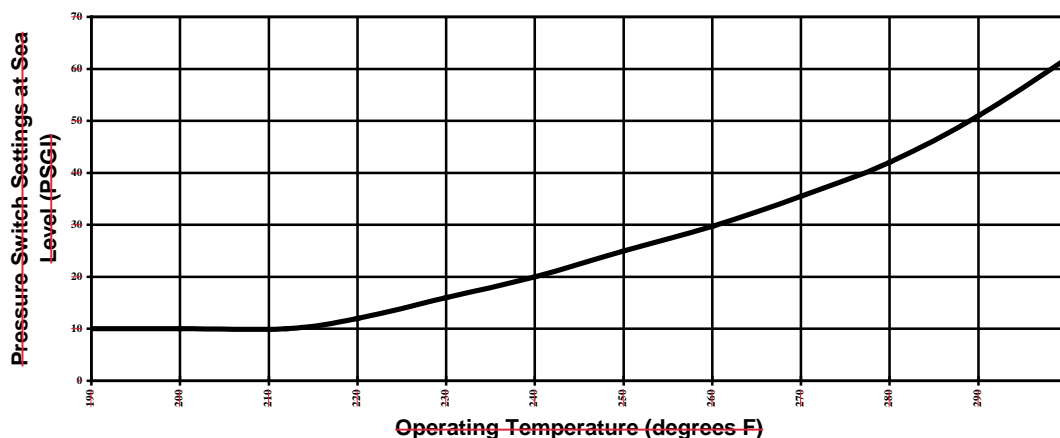


Figure 57. Pressure Switch Setting

~~This pressure switch setting shall be adjusted upward by the difference between the routine local atmospheric pressure and the atmospheric pressure at sea level.~~

~~TEST 14.~~

~~SETTING THE CONTROL FOR THE DIFFERENTIAL PRESSURE CONTROLLER ACROSS THE STEAM INJECTOR~~

~~**Reference:** Item 16p.(B) and (D)~~

~~**Application:** To all HTST and HHST continuous-flow pasteurization systems using direct steam injection heating.~~

~~**Frequency:** Upon installation; at least once each three (3) months thereafter; whenever the differential pressure controller has been repaired or replaced; or whenever the differential pressure controller's regulatory seal has been broken.~~

~~**Criteria:** The pasteurization system shall not operate in forward flow unless the milk and/or milk product pressure drop across the steam injector is at least 69 kPa (10 psi).~~

~~**Apparatus:** The sanitary pressure gauge and the pneumatic testing device described in Test 9.1 **PRESSURE SWITCHES** can be used for checking and adjusting the differential pressure controller.~~

~~**Method:** Adjust the differential pressure controller to prevent forward flow, unless the pressure differential across the steam injector is at least 69 kPa (10 psi).~~

~~**Procedure:**~~

~~1. Calibration of the Steam Injector Differential Pressure Controller Sensing Elements:~~

~~a. Loosen the connection at both pressure sensing elements and allow for any liquid to drain through the loose connections. While the sensing elements are still in their original positions, both pointers or the digital display(s) shall be within 3.5 kPa (0.5 psi) of 0 kPa (0 psi). If not, adjust the pointer(s) or the digital display(s) to read 0 kPa (0 psi).~~

~~b. Remove both sensing elements and install them onto a tee or connect them to the pneumatic testing device. Record any difference from the zero (0 kPa (0 psi)) readings in **Procedure** 1.a. that may have occurred when installing the sensing elements onto the tee. Attach the tee and both sensing elements to the pneumatic testing device described in Test 9.1 **PRESSURE SWITCHES** and adjust the air pressure to the operating pressure used at the steam injector. Make sure that the pointer(s) or digital display(s) reading separation is within 6.9 kPa (1 psi) of that observed before the pressure was applied. If not, the differential pressure controller requires adjustment or repair.~~

~~2. Setting of the Steam Injector Differential Pressure Controller:~~

~~a. Disconnect the sanitary pressure sensing element that is located after the steam injector from the pneumatic testing device and cap the opening. Leave the pressure sensing element, which is installed prior to the steam injector, on the pneumatic testing device.~~

~~b. Leave the other pressure sensing element open to the atmosphere, but at the same height as the pressure sensing element connected to the pneumatic testing device.~~

~~c. Wire the test light in series with the differential pressure controller microswitch or use the method provided by the instrument manufacturer to monitor the cut-in signal.~~

~~d. Apply air pressure to the pressure sensing element and determine from the test light the pressure gauge reading at the cut in point of the differential pressure controller.~~

~~e. The differential pressure cut in on the differential pressure controller shall be at least 69 kPa (10 psi). If adjustment is necessary, refer to the manufacturer's instructions.~~

~~f. After adjustment, repeat this Test.~~

~~3. Record the results of the Test on the appropriate Form.~~

~~**Action:** If after adjustment the pasteurization system fails this Test, the pasteurization system shall not be allowed to operate until the cause of this failure has been corrected and compliance has been verified by the Regulatory Agency; or in the case of HACCP listed milk plants, qualified industry personnel, acceptable to the Regulatory Agency, in compliance with Item 16p.(D); or on an emergency basis, an industry temporary testing and sealing program, authorized by the Regulatory Agency, in compliance with Item 16p.(D).~~

~~**TEST 15.**~~

~~**ELECTRO-MAGNETIC INTERFERENCE FROM HAND-HELD COMMUNICATION DEVICES**~~

~~**Application:** To all electronic control devices used to assure compliance with public health safeguards on HTST and HHST continuous flow pasteurization equipment that are installed in milk plants.~~

~~**Frequency:** Upon installation; at least once each three (3) months thereafter; whenever any alteration of the electronic control devices occur; or whenever the type or wattage of the hand-held communication device(s) used in that milk plant is changed. Once a hand held communication device has been shown to cause a given electronic control device to react adversely, the electronic control device shall be repaired and re-tested using the same type hand-held communication device. (Refer to the **NOTE:** below.) If any electronic control device is altered or there is a change in the hand-held communication device(s) used, the electronic control device(s) shall be tested.~~

~~**Criteria:** The use of hand held communication devices shall not have any adverse effect on the electronic control device's public health safeguards.~~

~~**Apparatus:** One (1) hand-held communication device representing each make and model used in the milk plant. The hand-held communication device(s) shall be operating at maximum output and be fully charged.~~

~~**Method:** By observing the actual effect of the hand-held communication device on an electronic control device, it can be determined if that hand-held communication device can be used near that equipment without compromising any of the electronic control device's public health safeguards.~~

~~**Procedure:**~~

- ~~1. Position the hand-held communication device 30.5 centimeters (12 inches) in front of the electronic control device where the public health safeguard(s) resides.~~
- ~~2. Place the hand-held communication device in the "send" mode for five (5) seconds and observe the effect on the electronic control device's public health safeguard(s). There shall not be any adverse effect with the electronic control device. An adverse effect is any change that may adversely affect an electronic control device's public health safeguard(s).~~
- ~~3. If applicable, repeat the Test with the operator access door open~~
- ~~4. Repeat the above Test for each hand-held communication device identified under Apparatus.~~
- ~~5. Repeat the above Test for each electronic control device used to regulate a pasteurization system's public health safeguard(s).~~
- ~~6. Record the make and model of each hand-held communication device tested and the Test results on the appropriate Form.~~

For Example: ~~For the temperature set point, operate the pasteurization equipment on water in diverted flow in the “Product” mode, at a steady temperature within 3°C (5°F) of the lowest cut in temperature. In this example, an adverse effect is defined as the forward flow movement of the FDD or any artificial increase in temperature.~~

Action: ~~Have the milk plant check for shielding, grounding and other installation concerns with the electronic control device and retest. Until a solution, acceptable to the Regulatory Agency, can be found that does not adversely affect the electronic control device’s public health safeguard(s), the hand held communication device cannot be used in the area of the electronic control device’s public health safeguard(s).~~

NOTE: ~~Continuous “Hand Held Communication Device Free” or “Radio Free” zones, etc., are not acceptable permanent solutions to hand held communication devices which cause adverse affects to an electronic control device’s public health safeguards.~~

~~APPENDIX J. STANDARDS FOR THE FABRICATION OF SINGLE-SERVICE CONTAINERS AND CLOSURES FOR MILK AND MILK PRODUCTS~~

~~PREFACE~~

~~Single service containers and closures have been used in the dairy industry for many years. Industry applied quality assurance controls for manufacturing and handling of the materials have made it possible for these products to reach the point of use in a sanitary condition free from toxic materials, which may migrate into milk or milk products.~~

~~Within recent years, single service container manufacturers have introduced new materials, equipment, and design concepts for these containers and closures. Evaluation of the industry's basic manufacturing and handling techniques and establishment of sanitation criteria assure that single service containers and closures and the materials from which they are formed are safe and in compliance with bacteriological standards of Item 12p of this Ordinance.~~

~~STANDARDS FOR THE FABRICATION OF SINGLE-SERVICE CONTAINERS AND CLOSURES FOR MILK AND MILK PRODUCTS~~

~~A. PURPOSE AND SCOPE~~

~~The use of these Standards will ensure the production of sanitary containers and closures for milk and milk products, as defined in this Ordinance.~~

~~These Standards shall apply to all blank fabricators, pre form bottle manufacturers, single-service glass container manufacturers, converters, printers, closure manufacturers, plastic laminators, sheet formers, blow molders, vacuum formers, plastic extruders, injection molders, pre-formers, manufacturers of valves, tubes, dispensing devices, non-sterile sample containers and any other similar plants. These also apply to fabricating plants producing a component part(s), including fabricators of film and/or closures, which may become a product-contact surface and plants assembling components into a final assembled product. These requirements shall not apply to paper mills or resin manufacturing plants.~~

~~Milk and food plants manufacturing and/or selling containers to other milk plants, as defined in this Ordinance, excluding milk plants that condense and/or dry milk or milk products, shall meet all the requirements of these Standards.~~

~~Grade "A" milk plants, as defined in this Ordinance, excluding milk plants that condense and/or dry milk or milk products, shall use single-service containers and closures from plants certified and listed in the electronic publication of the IMS List.~~

~~These Standards provide certain criteria for the listing of certified single-service manufacturers in the current publication of the IMS List. (Refer to Section E of this Appendix.)~~

~~B. DEFINITIONS~~

~~The following definitions shall be employed in the application of these sanitation Standards:~~

- ~~1. "Broke and Trim" shall mean paper and paperboard that have been discarded anywhere in the process of manufacture, such as on paper-making machines in the form of trim. This may also include unprinted trim from the converting process, provided the trim has been handled, treated and transported in a clean, sanitary manner.~~
- ~~2. "Closure" shall mean a cap, lid, seal, tube, valve, lid material or other device in or on a container used for the purpose of enclosing or dispensing the contents.~~
- ~~3. "Coatings" shall mean any layer or covering which is applied to the product contact surface.~~
- ~~4. "Component Part" shall mean any item that by itself, does not perform any function, but when assembled with one (1) or more component parts or closures, becomes a part of the single-service container or closure. These may include, but are not limited to blanks, sheeting, valves and valve parts, tubes, dispensing devices and sampling containers. All material used for fabrication of a component part shall meet the requirements of the FFD&CA as amended.~~
- ~~5. "Manufacturer" shall mean any person or company in the business of manufacturing a single-service container or closure for the packaging or sampling of a Grade "A" milk and/or milk product.~~
- ~~6. "Manufacturing Line" shall mean a manufacturing process such as injection molding, extrusion, blow molding, etc.~~
- ~~7. "Metals" shall mean those metals that are non-toxic, nonabsorbent and corrosion-resistant under conditions of intended use.~~
- ~~8. "Non-toxic Materials" shall mean materials that are free of substances, which may render the product injurious to health or which may adversely affect the flavor, odor, composition or bacteriological quality of the product and meet the requirements of the FFD&CA as amended.~~
- ~~9. "Paper Stock" shall mean any paper made from the following materials:~~
 - ~~a. Paper and paperboard manufactured from clean, sanitary virgin chemical or mechanical pulp or from "broke and trim" of such paper and paperboard, provided they have been handled, treated and stored in a clean, sanitary manner, or reclaimed fiber using acceptable or approved protocol in compliance with 21 CFR 176.260; and~~
 - ~~b. Components meeting the requirements of the FFD&CA as amended.~~
- ~~10. "Plastic Molding, Forming, Extrusion, and Laminating Resins" shall mean:~~
 - ~~a. Resins or an intimate admixture of resins with other ingredients, which meet the requirements of the FFD&CA as amended;~~
 - ~~b. Plastic composed solely of clean cuttings or regrind, provided they have been handled and maintained in a clean, sanitary manner; and~~
 - ~~c. Recycled plastic material when it complies with a protocol that has been reviewed and accepted by FDA.~~
- ~~11. "Pre-forms" shall mean a component not in final form for filling.~~
- ~~12. "Product-Contact Surface" shall mean those surfaces of the container or closure with which the product comes in contact with.~~
- ~~13. "Production Scrap" shall mean material which remains from the manufacture of single-service containers or closures, that has been handled or treated in such a manner that it does not comply with the definition for "broke and trim" or "regrind", but may be collected for recycling. It may contain material such as containers or trim that have fallen on the floor.~~

~~14. "Regrind" shall mean clean plastic material that is trimmed from the container or closure, and imperfectly formed containers or closures, which result from the manufacture of single-service containers and closures, provided it is handled in a clean, sanitary manner. This may be in its trimmed or molded form and ground in a suitable grinder within the plant. It shall not include any material, container or closure which comes from an unapproved source or whose source, chemical content or treatment is unknown, or which may have poisonous or deleterious material retained in the plastic, which migrates to the food at levels exceeding regulatory levels. Regrind, when transported from one (1) approved plant to another, shall be shipped in suitable, clean, sealed, properly labeled containers. This definition shall not preclude the use of regrind plastic material when it complies with a protocol that has been reviewed and accepted by FDA.~~

~~15. "Sample Set" shall mean:~~

- ~~a. For the rinse test, a minimum of four (4) containers shall be tested.~~
- ~~b. For the swab test, a minimum of four (4), 50 square centimeter areas of surface from separate containers shall be tested. In the case of containers or closures with a product-contact surface area smaller than 50 square centimeters, more than four (4) containers or closures to equal at least 50 square centimeters times four (4) shall be required to be swabbed.~~

~~16. "Sanitization" shall mean the application of any effective method or substance to properly cleaned surfaces for the destruction of pathogens and other microorganisms as far as is practicable. Such treatment shall not adversely affect the equipment, the milk and/or milk product, or the health of consumers, and shall be acceptable to the Regulatory Agency. Methods of sanitization shall meet the requirements contained in Appendix F. of this Ordinance.~~

~~17. "Single-Service Articles" shall mean articles that are constructed wholly, in part, or in combination from paper, paperboard, molded pulp, plastic, metals, coatings or similar materials and intended by the manufacturer for one (1) usage only.~~

~~18. "Single-Service Container" shall mean any container having a milk or milk product contact surface and used in the packaging, handling or storage of Grade "A" milk and/or milk products which is intended for one (1) use only.~~

~~C. BACTERIAL STANDARDS AND EXAMINATION OF SINGLE-SERVICE CONTAINERS AND CLOSURES~~

~~1. Paper stock shall meet the bacteriological standard of not more than two hundred fifty (250) colonies per gram as determined by the disintegration test. The paper stock supplier shall certify that their paper stock was manufactured in compliance with this Standard. This applies only to the paper stock prior to lamination.~~

~~2. Where a rinse test can be used, the residual microbial count shall not exceed fifty (50) per container, except that in containers less than 100 mL, the count shall not exceed ten (10), or when using the swab test, not over fifty (50) colonies per 8 square inches (1 per square centimeter) of product contact surface in three (3) out of four (4) samples taken at random on a given day. All single-service containers and closures shall be free of coliform organisms.~~

~~3. During any consecutive six (6) months, at least four (4) sample sets shall be collected in at least four (4) separate months, except when three (3) months show a month containing two (2) sampling dates separated by at least twenty (20) days, and analyzed at an Official, Commercial or Industry Laboratory approved by the Milk Laboratory Control Agency specifically for the examinations~~

~~required under these Standards. (Refer to Item 12p of this Ordinance for sampling of containers and closures in milk plants.)~~

~~4. When a single-service container or closure is made from one (1) or more component parts as defined in this document, only those final assembled products that may have product-contact surface(s), shall be sampled and tested for compliance with Section C.~~

~~5. A sample set from each manufacturing line, as defined in these Standards, shall consist of a minimum of four (4) containers or closures, when the rinse test is used, or a minimum of four (4) 50 square centimeters (cm²) areas of surface, when the swab test is used.~~

~~6. The following criteria pertain to manufacturers of pre-forms and bottles preformed at one (1) plant and molded at a second plant:~~

~~a. The pre-forming plant shall be IMS Listed but sampling of the pre-forms is not required at this plant.~~

~~b. If the first pre-forming plant is also molding the containers into their final form, this plant shall be listed and the containers shall be sampled at this plant.~~

~~c. If the second plant, where containers are molded into their final form, is a single-service manufacturer, this plant shall be listed and the containers shall be sampled at this plant.~~

~~d. If the second plant is a milk plant where containers are molded into their final form, for use only in that milk plant, the milk plant listing is sufficient, but the containers shall be sampled at this plant.~~

~~Procedures for obtaining samples and for the laboratory examination of these products are contained in the latest edition of SMEDP and shall be in substantial compliance with these methods. Such procedures and examinations shall be evaluated in accordance with the current revision of the EML. A list of approved laboratories may be found in the current IMS List, which is published by FDA and available on the Internet at <http://www.fda.gov/Food/GuidanceRegulation/FederalStateFoodPrograms/ucm2007965.htm>.~~

~~D. FABRICATION PLANT STANDARDS~~

~~NOTE:~~ ~~To be used in conjunction with FORM FDA 2359c MANUFACTURING PLANT INSPECTION REPORT (Single-Service Milk Containers and Closures). (Refer to Appendix M.)~~

~~1. FLOORS~~

~~a. The floors of all fabricating areas shall be smooth, impervious, and maintained in a state of good repair. The floors of storage rooms may be constructed of tightly joined wood.~~

~~b. The joints between the walls and floor shall be tight, impervious and shall have coved or sealed joints.~~

~~c. Where floor drains are provided, they shall be properly trapped and floors sloped to drain.~~

~~2. WALLS AND CEILINGS~~

~~a. Walls and ceilings of fabricating areas shall have a smooth, cleanable, light-colored surface.~~

~~b. Walls and ceilings in fabricating and storage areas shall be kept in good repair.~~

~~c. The opening around pipes, tubes and similar items that extend through the walls and/or ceiling shall be effectively sealed.~~

~~3. DOORS AND WINDOWS~~

~~a. All outside openings shall be effectively protected against the entry of insects, rodents, dust and airborne contamination.~~

~~b. All outer doors shall be tight and self-closing.~~

~~4. LIGHTING AND VENTILATION~~

- ~~a. All rooms shall be adequately lighted either by natural light, artificial light, or both. A minimum of twenty (20) foot candles (220 lux) should be maintained in fabricating areas and five (5) foot candles (55 lux) in storage areas. Packaging, sealing, wrapping, labeling and similar procedures are considered part of the fabricating area.~~
- ~~b. Ventilation shall be sufficient to prevent excessive odors and the formation of excessive water condensation.~~
- ~~c. The intake of all pressure ventilation systems in fabricating areas, whether they are positive or exhaust shall be properly filtered.~~

~~5. SEPARATE ROOMS~~

- ~~a. All fabricating areas shall be separate from non-fabricating areas to protect against contamination. Provided, that if the entire plant meets all sanitation requirements and no source of cross contamination exists, separation between areas is not required.~~
- ~~b. All regrinding of plastic and the shredding, packaging or baling of paper trim shall be conducted in rooms separate from the fabricating room, except that they may be conducted within the fabricating room, provided such operations are kept clean and free of dust.~~

~~6. TOILET FACILITIES - SEWAGE DISPOSAL~~

- ~~a. Disposal of sewage and other wastes shall be in a public sewage system or in a manner in compliance with applicable Government regulations.~~
- ~~b. All plumbing shall comply with the applicable Government plumbing regulations.~~
- ~~c. Toilet rooms shall have solid, tight-fitting doors that are self-closing.~~
- ~~d. The toilet room and fixtures shall be maintained in a clean and sanitary condition and kept in good repair.~~
- ~~e. Each toilet room shall be well-lighted and adequately ventilated. Air ventilation ducts from toilet facilities shall vent to the outside.~~
- ~~f. Proper handwashing facilities with hot and cold and/or warm running water shall be provided in toilet rooms.~~
- ~~g. All windows shall be effectively screened when open.~~
- ~~h. Signs shall be posted in all toilet rooms reminding employees to wash their hands before returning to work.~~
- ~~i. Eating and/or storage of food are prohibited in toilet rooms.~~

~~7. WATER SUPPLY~~

- ~~a. The water supply, if from a public system, shall be approved as safe by the applicable Government Water Control Authority responsible for water quality, and in the case of individual water systems, comply with at least the specifications outlined in Appendix D. and the bacteriological standards outlined in Appendix G. of this *Ordinance*.~~
- ~~b. There shall be no cross-connection between a safe water supply and any unsafe or questionable water supply or any source of pollution through which the safe water supply might become contaminated.~~
- ~~c. Samples for bacteriological testing of individual water supplies are taken upon the initial approval of the physical structure; each twelve (12) months thereafter; and when any repair or alteration of the water supply system has been made. The examination of the sample shall be conducted in an Officially Designated Laboratory.~~
- ~~d. Water baths utilizing recirculated water for cooling product contact surfaces shall comply with the bacteriological standards outlined in Appendix G. of this *Ordinance* and shall be tested semi-annually.~~

- ~~e. Records of all required water tests shall be maintained at a location acceptable to the Rating/Regulatory Agency for a period of two (2) years.~~

~~8. HANDWASHING FACILITIES~~

- ~~a. Hot and cold and/or warm running water, soap, individual sanitary towels or other approved hand drying devices shall be convenient to all fabricating areas. Provided, that solvent or soft soap dispensers, containing sanitizers, may be used if water is not available. When individual sanitary towels are used, covered trash containers shall be provided.~~
- ~~b. Handwashing facilities shall be kept clean.~~

~~9. PLANT CLEANLINESS~~

- ~~a. The floors, walls, ceilings, overhead beams, fixtures, pipes and ducts of production, storage, regrind, baling and compacting rooms shall be clean.~~
- ~~b. All production areas, warehouse, toilet, lunch and locker rooms shall be free of evidence of insects, rodents, and birds.~~
- ~~c. Machines and appurtenances shall be kept clean. Provided, that minor accumulations of paper, plastic or metal dust and other production soils incidental to normal fabricating operations do not violate this requirement.~~

~~10. LOCKER AND LUNCHROOMS~~

- ~~a. Locker and lunchrooms shall be separate from plant operations and be equipped with self closing doors.~~
- ~~b. Eating and/or storage of food are prohibited in fabricating and storage areas.~~
- ~~c. Locker and lunchrooms shall be kept in a clean and sanitary condition.~~
- ~~d. Cleanable refuse containers, properly labeled, shall be provided, which are covered, impervious, leak proof and readily accessible.~~
- ~~e. Proper handwashing facilities shall be convenient to locker and lunchrooms.~~
- ~~f. Signs shall be posted reminding employees to wash their hands before returning to work.~~

~~11. DISPOSAL OF WASTES~~

- ~~a. All refuse and garbage shall be stored in covered, impervious and leak proof containers. This requirement does not pertain to production scrap.~~
- ~~b. All waste containers shall be clearly labeled for their intended purpose and contents.~~
- ~~c. Where possible, garbage and assorted rubbish should be stored outside the building in covered, impervious, cleanable containers. If stored inside the building, it shall be contained in similar receptacles, but in an area separate from fabricating areas.~~

~~12. PERSONNEL - PRACTICES~~

- ~~a. Hands shall be thoroughly washed before commencing plant functions and as often as may be required to remove soil and contamination, and before returning to work after visiting the toilet room or lunchroom.~~
- ~~b. All personnel shall wear clean outer garments and effective hair restraints.~~
- ~~c. No person affected with any disease in a communicable form, or while a carrier of such disease, and no person with an infected cut or lesion shall work in any processing area in any capacity where there is a likelihood of such person contaminating product or product contact surfaces with pathogenic organisms. (Refer to Sections 13 and 14 of this Ordinance.)~~
- ~~d. The use of tobacco products is prohibited in fabricating, regrind and storage areas.~~
- ~~e. Insecured jewelry shall not be permitted in fabricating areas.~~

~~13. PROTECTION FROM CONTAMINATION~~

- ~~a. All product contact surfaces of containers, closures and all materials in process are covered or otherwise protected to prevent the access of insects, dust, condensation and other contamination.~~
- ~~b. Whenever air under pressure is directed at resin, regrind, colorants and similar materials or a product contact surface, it shall be free of oil, dust, rust, excessive moisture, extraneous materials and odor and shall otherwise comply with the applicable requirements of Appendix H. of this Ordinance.~~
- ~~c. Air that is directed at product or product contact surfaces by fans or blowers shall be filtered and shall otherwise comply with the applicable requirements of Appendix H. of this Ordinance.~~
- ~~d. Only pesticides approved for use in food plants and registered with the EPA shall be used for insect and rodent control.~~
- ~~e. Pesticides shall be used in accordance with the manufacturer's directions and used so as to preclude the contamination of containers or closures.~~
- ~~f. Single service articles in process shall be protected from contamination by use of a single-service cover sheet or other protective device. This includes chipboard, dividers, separators, bags and other items that can become contact surfaces.~~
- ~~g. Single service containers and closures for milk and milk products shall not be fabricated on equipment used for the manufacture of products made of non food grade materials, unless such equipment has been thoroughly cleaned and/or purged of all non food grade material by a process that will not contaminate the food grade material.~~
- ~~h. The manufacture of single service containers and closures for milk and milk products shall be carried on in such a manner that there shall be no cross contamination of raw material or regrind with non food grade materials.~~
- ~~i. Equipment and operations are so located within the plant as to prevent overcrowding and allow for cleaning and maintenance procedures.~~
- ~~j. All toxic chemicals, including cleaning and maintenance compounds, shall be adequately segregated from raw materials and finished product.~~
- ~~k. Food containers manufactured by the facility shall not be used for storing miscellaneous items or chemicals.~~

~~14. STORAGE OF MATERIALS AND FINISHED PRODUCT~~

- ~~a. Blanks, roll stock and all other single service containers, closures and articles shall be kept in a clean, dry place until used; and are stored and handled in a sanitary manner; and away from any wall a sufficient distance to facilitate inspection, cleaning and pest control activities. Any roll stock having dirty or soiled outer turns and/or edges shall have sufficient turns discarded prior to use and the edges trimmed to provide protection from contamination.~~
- ~~b. Appropriate clean, dry storage facilities shall be provided for single service containers, closures, paper for wrapping, adhesives, blanks and other production material to provide protection from splash, insects, dust and other contamination.~~
- ~~c. Where containers and closures are pre-formed in plants other than the original fabricating facility:
 - ~~(1) Containers, blanks and closures shall be stored in the original cartons and sealed until used; and~~
 - ~~(2) Partially used cartons of containers, blanks and closures shall be resealed until used.~~~~
- ~~d. Containers used for the storage of resin and other raw materials, regrind, broke and trim, intended for use in the process, shall be covered, clean, impervious and properly identified.~~

~~Reuse of storage containers, such as gaylords, is permitted provided single-use plastic liners are used.~~

~~e. In-process storage bins that touch the product contact surface of containers or closures shall be constructed of cleanable, nonabsorbent material and kept clean.~~

~~15. FABRICATING EQUIPMENT~~

~~The requirements of this Section pertain to all equipment and processes used in the fabrication of containers and closures, irrespective of the materials used and whether or not mentioned herein. Some of this equipment includes grinders, rollers, reamers and cutters, molders and fittings, extruders, silos, resin bins and hoppers, printing equipment, blanking equipment and sealing equipment.~~

~~a. Rolls, dies, belts, tables, mandrels, transfer tubing and all other contact surfaces shall be kept clean, sanitary and reasonably free of accumulation of paper, plastic or metal dust and other production soils. Equipment designed for milk plant use, which is utilized for pre-forming containers, shall be clean and sanitized prior to operation.~~

~~b. Makeshift devices such as tape, rope, twine, paperboards, etc., shall not be used. All fasteners, guides, hangers, supports and baffles shall be constructed of impervious, cleanable materials and kept in good repair.~~

~~c. Take-off tables and other container contact surfaces shall be constructed of cleanable material, kept clean and in good repair.~~

~~d. All grinders, shredders and similar equipment used for regrinding shall be installed above the floor or installed in such a manner that they are protected, so that floor sweepings and other contaminants cannot enter the grinder or shredder.~~

~~e. Storage tanks, silos, gaylords or bins used for plastic resins shall be so constructed to protect the resin from contamination. All air vents shall be filtered to prevent the entrance of dust, dirt, or insects. Air tubes used to convey resin shall be in good repair and installed in such a manner that protects the resin from contamination. Air tubes used to convey resin shall have end caps, attached by a chain or cable that prevents contamination. This Item also applies to all raw materials handled in like manner.~~

~~16. MATERIALS FOR CONSTRUCTION OF CONTAINERS AND CLOSURES~~

~~a. Only plastic sheeting and extrusions, plastic laminated paper, roll stock, component part(s), molded or formed parts, metal and paperboard blanks, or combinations thereof, from a manufacturing and/or fabricating plant conforming to these Standards, shall be used. Fabricating plants listed in the current *IMS List* shall be considered in compliance with this Item.~~

~~b. Only food-grade, non-toxic lubricants shall be used on container or closure contact surfaces. Excess lubricant shall be removed from surfaces close to shafts, rollers, bearing sleeves and mandrels. These lubricants shall be handled and stored in a manner that shall prevent cross contamination with non-food-grade lubricants. Such storage areas shall be clean and adequately ventilated.~~

~~c. Containers, resin and flashing on the floor, floor sweepings of production materials and production scrap are prohibited from being reused. This shall not preclude the use of these materials when they comply with a recycling protocol that has been reviewed and accepted by FDA.~~

~~17. WAXES, ADHESIVES, SEALANTS, COATINGS AND INKS~~

~~a. Waxes, adhesives, sealants, coatings and inks used for containers and closures shall be handled and stored in a manner that shall prevent cross contamination with similar non-food-grade materials. Such storage areas shall be clean and adequately ventilated.~~

- ~~b. Unused materials shall be covered, labeled and properly stored.~~
- ~~c. Waxes, adhesives, sealants, coatings and inks shall not impart odor or taste to the milk or milk products and shall not contaminate the product with microorganisms or toxic or injurious substances. All materials that are applied to the product contact surface shall comply with the requirements of 21 CFR Parts 174-178.~~
- ~~d. Transfer containers shall be kept clean and shall be properly identified and covered.~~
- ~~e. Waxing shall be performed so as to assure that containers or closures are completely coated and the wax shall be kept at a temperature of 60°C (140°F) or higher.~~

~~18. HANDLING OF CONTAINERS AND EQUIPMENT~~

- ~~a. Handling container and closure surfaces shall be kept to a minimum.~~
- ~~b. Handlers shall sanitize their hands frequently or wear clean, single-use gloves. Hand sanitizing dispensers, if used, shall be located convenient to all operations involving manual contact.~~

~~19. WRAPPING AND SHIPPING~~

- ~~a. Blanks, closures, halves, nested or pre-formed containers and parts such as valves, hoses, tubes and other fittings shall be properly packaged or containerized prior to shipping.~~
- ~~b. The outer package or containerized units shall protect the contents from dust and other contamination.~~
- ~~c. Transportation vehicles used to ship finished materials from the single-service container or closure plant or within the plant shall be clean and in good repair and shall not have been used for the transportation of garbage, waste or toxic materials.~~
- ~~d. Paperboard containers, wrappers, and dividers that contact the surface of the container or closure shall not be reused for this purpose.~~
- ~~e. All packaging materials that contact the product contact surface of the container or closure shall comply with the requirements of 21 CFR Parts 174-178 and the bacteriological standards of Section C of these Standards, but the materials do not have to be manufactured at a listed single-service plant. Some outer packaging material such as corrugated cardboard boxes used for the packaging of milk carton flats, are exempt from this bacteriological standard. The edges of these flats are subject to heat during the forming and sealing of the container.~~

~~20. IDENTIFICATION AND RECORDS~~

- ~~a. Outer wrappings shall be identified with the name and city of the plant where the contents are fabricated, except those manufactured in, and which are only for use in the same facility. Where several plants are operated by one (1) firm, the common firm name may be utilized, provided that the location of the plant at which the contents were fabricated is also shown either directly or by the Federal Information Processing Standards (FIPS) numerical code on the outer wrapper.~~
- ~~b. Single-service glass containers shall be labeled with wording to designate "single-service use only".~~
- ~~c. Records of all required bacteriological tests of containers and closures shall be maintained at the plant of manufacture for two years and results shall be in compliance with Section C of these Standards.~~
- ~~d. It is the responsibility of the inspected/certified and listed plant to maintain records verifying the bacterial and chemical safety of all component parts utilized in the final assembled product.~~

- e. ~~The fabricating plant shall have on file information from suppliers of raw material, waxes, adhesives, sealants, coatings and inks indicating that the material complies with the requirements of 21 CFR Parts 174-178.~~
- f. ~~The fabricating plant shall have on file information from the suppliers of packaging materials specified in these Standards indicating that the material complies with the requirements of 21 CFR Parts 174-178 and the bacteriological standards of Section C. of these Standards. There are no specifications for sampling frequency. The Regulatory Agency may choose to collect samples of packaging materials to determine compliance with bacteriological standards of this Section.~~
- g. ~~Multi-plant corporations may have all the required information at a central location as long as it can be transmitted to the site upon request.~~

~~21. SURROUNDINGS~~

- a. ~~Exterior surroundings shall be neat and clean and free from conditions that might attract or harbor flies, other insects and rodents.~~
- b. ~~Driveways, lanes and areas serving the plant vehicular traffic are graded, drained and free from pools of standing water.~~

~~E. CRITERIA FOR LISTING CERTIFIED SINGLE SERVICE MANUFACTURERS ON THE IMS LIST~~

~~The following criteria have been developed to allow Rating and/or Regulatory Agencies flexibility in evaluating and listing single-service manufacturing plants. Rating and/or Regulatory Agencies may choose from the following list of criteria for listing certified single-service manufacturers:~~

- 1. ~~Single-service manufacturers that operate in conjunction with an IMS Listed milk plant may be listed for twenty-four (24) months, if the single-service plant is inspected at least quarterly, using FORM FDA 2359c MANUFACTURING PLANT INSPECTION REPORT (Single-Service Milk Containers and Closures), and records of such inspections and all required tests are maintained by the Regulatory Agency. Provided that, single-service manufacturers that operate in conjunction with an IMS HACCP listed milk plant may be listed for twenty-four (24) months, if the single-service plant is integrated into the milk plant's NCIMS HACCP system and if the single-service plant is inspected at the minimum milk plant audit frequency specified in Appendix K, using FORM FDA 2359c MANUFACTURING PLANT INSPECTION REPORT (Single-Service Milk Containers and Closures), and records of such inspections and all required tests are maintained by the Regulatory Agency. The permit for the milk plant shall also include the inspection of the single-service manufacturing areas.~~
- 2. ~~Single-service manufacturers that operate in conjunction with an IMS listed milk plant and are not inspected at least quarterly and/or are not included under a permit system may be optionally listed for twelve (12) months.~~
- 3. ~~Single-service manufacturers that operate as a separate entity may be listed for twenty-four (24) months, if the Regulatory Agency has a permit system and inspects the plant using FORM FDA 2359c MANUFACTURING PLANT INSPECTION REPORT (Single-Service Milk Containers and Closures) at least quarterly. All testing of containers and individual water supplies shall be under the direction of the Regulatory Agency and kept on file.~~

- ~~4. Single service manufacturers that operate as a separate entity and are not inspected by Regulatory Agency personnel at least quarterly and/or do not have a permit system may be optionally listed for twelve (12) months.~~
- ~~5. Certification of single service manufacturing plants may be valid for a period not to exceed one (1) or two (2) years from the earliest survey date, based on the criteria above. The expiration date is one (1) or two (2) years from the earliest survey date. In the case of a one (1) year certification with the earliest survey date of 6/15/2013, the expiration date would be 6/14/2014.~~

~~The following procedures shall be followed for listing certified single service manufacturers on the *IMS List*:~~

- ~~1. For domestic firms, triplicate copies or USPHS/FDA's electronic version (transmitted via computer) of FORM FDA 2359d REPORT OF CERTIFICATION (*Fabrication of Single Service Containers and Closures for Milk and Milk Products*) shall be submitted by the SRO to the appropriate Regional Office of the USPHS/FDA for single service manufacturers who desire to be listed on the *IMS List*.~~
- ~~2. For foreign firms, duplicate copies or USUSPHS/FDA's electronic version (transmitted via computer) of FORM FDA 2359d REPORT OF CERTIFICATION (*Fabrication of Single Service Containers and Closures for Milk and Milk Products*) shall be submitted by the TPC or private consultant conducting the certification to CFSAN's Milk Safety Team (HFS-316), Food and Drug Administration, 5100 Paint Branch Parkway, College Park, MD 20740-3835 for single service manufacturers who desire to be listed on the *IMS List*.~~
- ~~3. The Certified Single Service Manufacturer is not listed on the *IMS List* unless the "PERMISSION TO PUBLISH" SECTION of FORM FDA 2359d is signed by an officer of the firm authorizing the release.~~
 - ~~a. For the submission of USPHS/FDA's electronic version, a signed copy of FORM FDA 2359d, including Section 12, shall be maintained on file by the Rating Agency and shall be reviewed as part of the Single Service Listing Audit and/or the Regulatory/Rating Agency Program Evaluation.~~
 - ~~b. For the submission of USPHS/FDA's electronic version, a signed copy of FORM FDA 2359d, including Section 12, shall be maintained on file by the private consulting firm.~~
- ~~4. The Certified Single Service Manufacturer may be listed on the *IMS List* as a "PARTIAL" listing. A "PARTIAL" listing shall mean that only specific production rooms, or fabrication lines or machines have been evaluated in regard to specific containers or closures or specific size of containers or closures and conform to the specifications contained within Appendix J of this *Ordinance*.~~

~~APPENDIX K. HACCP PROGRAM~~

~~I. THE HACCP SYSTEM INTRODUCTION~~

~~HISTORY OF HACCP:~~ ~~The use of the HACCP System is not new to the dairy industry. HACCP is a logical, simple, effective, but highly structured system of food safety control. The HACCP System was introduced to the food industry as a spin-off of the space program during the 1960's. The National Aeronautics and Space Administration (NASA) used HACCP to provide assurance of the highest quality available for components of space vehicles. This program, to develop assurance of product reliability, was carried over into the development of foods for astronauts.~~

~~The U.S. Army Natick Laboratories, in conjunction with NASA, began to develop the foods needed for manned space exploration. They contracted with the Pillsbury Company to design and produce the first foods used in space. While Pillsbury struggled with certain problems, such as how to keep food from crumbling in zero gravity, they also undertook the task to come as close as possible to one hundred percent (100%) assurance that the foods they produced would be free of bacterial or viral pathogens.~~

~~Using traditional quality control methods for the food industry was soon proven to be unworkable for the task Pillsbury had undertaken. The degree of safety desired was not provided by the current programs, and the product sampling necessary to provide an adequate degree of safety would have been prohibitive to commercialization of space foods. Pillsbury discarded its standard quality control methods and began an extensive evaluation, in conjunction with NASA and Natick Labs, to evaluate food safety. They soon realized that to be successful they would have to have control over their process, raw materials, environment, and their people. In 1971, they introduced HACCP as a preventive system that enables manufacturers to produce foods with a high degree of assurance that the foods were produced safely.~~

~~BACKGROUND:~~ ~~HACCP is a management tool that provides a structured and scientific approach to the control of identified hazards. HACCP is a logical basis for better decision-making with respect to product safety. HACCP has international recognition as an effective means of controlling food safety hazards and is endorsed as such by the joint Food and Agriculture Organization (FAO) of the World Health Organization (WHO) Codex Alimentarius Commission. The U.S. National Advisory Committee on Microbiological Criteria for Foods (NACMCF) has also endorsed it.~~

~~The HACCP concept will enable those operating under and regulating under a HACCP Plan to move to a preventive approach, whereby potential hazards are identified and controlled in the manufacturing environment, i.e., prevention of product failure. HACCP allows for a preventive, systematic approach to food safety.~~

~~VOLUNTARY PARTICIPATION:~~ ~~This Appendix describes a NCIMS voluntary HACCP Program alternative to the traditional inspection system. A milk plant, receiving station or transfer station may not participate in the NCIMS voluntary HACCP Program unless the Regulatory Agency responsible for the oversight of the facility agrees to participate with the milk plant(s), receiving station(s) and transfer station(s) in the NCIMS voluntary HACCP Program. Both parties shall provide written commitment to each other that the necessary resources to support participation in the NCIMS voluntary HACCP Program shall be made available.~~

~~Management responsible for both the Regulatory Agency and milk plant, receiving station and/or transfer station shall be willing to provide the resources required to develop and implement a successful HACCP System.~~

~~**HACCP PRINCIPLES:** Following are the seven (7) HACCP principles to be included in a HACCP Plan:~~

- ~~1. Conduct a hazard analysis;~~
- ~~2. Determine the critical control points;~~
- ~~3. Establish critical limits;~~
- ~~4. Establish monitoring procedures;~~
- ~~5. Establish corrective actions;~~
- ~~6. Establish verification procedures; and~~
- ~~7. Establish record keeping and documentation procedures.~~

~~**PREREQUISITE PROGRAMS (PPs):** Prior to the implementation of a HACCP Plan, there is a requirement for milk plants, receiving stations and transfer stations to develop, document and implement written PPs. PPs provide the basic environment and operating conditions that are necessary for the production of safe, wholesome food. Many of the conditions and practices are specified in Federal and State regulations and guidelines.~~

~~PPs, and the HACCP System in total, address public health concerns such as those identified in 21 CFR Part 7, Recalls; Part 110, Good Manufacturing Practices (GMPs); Part 113, Thermally Processed Low Acid Foods Packaged in Hermetically Sealed Containers; Part 131, Milk and Cream; the *Grade "A" PMO*; and the current edition of the NACMCF HACCP Principles and Application Guidelines.~~

~~**SUMMARY:** The seven (7) principles of HACCP are also called the HACCP Plan. When combined with the PPs, they constitute a HACCP System. The NCIMS voluntary HACCP Program described in this Appendix includes the HACCP System and other prescribed *Grade "A" PMO* criteria, such as drug residue testing and trace back; use of milk only from supplies that have been awarded a milk sanitation compliance rating of ninety percent (90%) or better or from an acceptable IMS HACCP-listed source; and the labeling requirements of Section 4. When properly implemented, the NCIMS voluntary HACCP program described in this Appendix will provide assurance of milk and milk product safety that is equivalent to that provided under the traditional inspection system.~~

~~**II. IMPLEMENTATION OF A HACCP SYSTEM**~~

~~**PRELIMINARY STEPS:** Preliminary steps as listed in the NACMCF document should be followed when producing a HACCP Plan. Complete, up-to-date process flow diagrams are required for all milk and milk products manufactured. Flow diagrams may be combined when processes, products and hazards are similar.~~

~~**PREREQUISITE PROGRAM:** HACCP is not a stand-alone program, but is part of a larger control system. PPs are the universal procedures used to control the conditions of the milk plant environment that contribute to the overall safety of the milk or milk product. They represent the~~

~~sum of programs, practices and procedures that shall be applied to produce and distribute safe milk and milk products in a clean, sanitary environment. They differ from CCPs in that they are basic sanitation programs that reduce the potential occurrence of a milk or milk product safety hazard. Frequently, both HACCP Plan CCPs and PPs control measures are necessary to control a food safety hazard.~~

~~HACCP may be implemented only in a facility that is constructed and operated to provide a sanitary environment. Milk plant, receiving station or transfer station premises, building construction, maintenance, and housekeeping shall be maintained in a manner sufficient to provide such an environment. These factors shall be controlled by effective milk plant, receiving station or transfer station programs or by PPs, as the milk plant, receiving station or transfer station chooses.~~

~~The exact set of PPs will vary since their application is milk or milk product and process specific. The existence and effectiveness of PPs should be assessed during the design and implementation of each HACCP Plan. PPs should be documented and regularly audited. An audit review consists of verifying that the company has a program implemented that indicates how the company monitors and controls each of the PPs. PPs are established and managed separately from the HACCP Plan.~~

1. Required PPs: ~~The following required PPs shall have a brief written description or checklist that the PPs can be audited against to ensure compliance. PPs shall include procedures that can be monitored; records that specify what is monitored; and how often it will be monitored.~~

~~Each milk plant, receiving station or transfer station shall have and implement PPs that address conditions and practices before, during, and after processing. The PPs shall address:~~

- ~~a. Safety of the water that comes into contact with milk or milk products or product contact surfaces, including steam and ice;~~
- ~~b. Condition and cleanliness of equipment product contact surface;~~
- ~~c. Prevention of cross contamination from insanitary objects and or practices to milk or milk products or product contact surfaces, packaging material and other food contact surfaces, including utensils, gloves, outer garments, etc., and from raw product to processed product;~~
- ~~d. Maintenance of handwashing, hand sanitizing, and toilet facilities;~~
- ~~e. Protection of milk or milk product, packaging material, and product contact surfaces from adulteration with lubricants, fuel, pesticides, cleaning compounds, sanitizing agents, condensate and other chemical, physical and biological contaminants;~~
- ~~f. Proper labeling, storage, and use of toxic compounds;~~
- ~~g. Control of employee health conditions, including employee exposure to high risk situations, that could result in the microbiological contamination of milk or milk products, packaging materials, and product contact surfaces; and~~
- ~~h. Pest exclusion from the milk plant.~~

~~In addition to the required PPs specified above, any other PPs that are being relied upon in the Hazard Analysis to reduce the likelihood of hazards such that they are not reasonably likely to occur, shall also be monitored, audited, and documented as required PPs.~~

2. Monitoring and Correction: ~~The milk plant, receiving station or transfer station shall monitor the conditions and practices of all required PPs with sufficient frequency to ensure conformance with those conditions and that are appropriate both to the milk plant, receiving~~

~~station or transfer station and to the safety of the milk or milk product being processed. Each milk plant, receiving station or transfer station shall document the correction of those conditions and practices that are not in conformance. Devices, such as indicating and recording thermometers that are used to monitor PPs shall be calibrated to assure accuracy at a frequency determined by the milk plant, receiving station, or transfer station.~~

~~3. **Required Records:** Each milk plant, receiving station or transfer station shall maintain records that document the monitoring and corrections required by this Appendix. These records are subject to the record keeping requirements of this Appendix.~~

~~**HAZARD ANALYSIS:** Each milk plant, receiving station or transfer station shall develop, or have developed for it, a **written hazard analysis** to determine whether there are milk or milk product hazards that are reasonably likely to occur for each type of milk or milk product processed or handled by the milk plant, receiving station or transfer station and to identify the control measures that the milk plant, receiving station or transfer station can apply to control those hazards.~~

~~The hazard analysis shall include hazards that can be introduced both within and outside the milk plant, receiving station or transfer station environment, including hazards that can occur during handling, transportation, processing and distribution.~~

~~A hazard that is reasonably likely to occur is one for which a prudent milk plant, receiving station or transfer station operator would establish controls because experience, illness data, scientific reports, or other information provide a basis to conclude that there is a reasonable possibility that, in the absence of these controls, the hazard will occur in the particular type of milk or milk product being processed. The hazard analysis shall be developed by an individual(s) trained in accordance with this Appendix and shall be subject to the record keeping requirements as described in this Appendix.~~

~~1. In evaluating what milk or milk product hazards are reasonably likely to occur, at a minimum, consideration should be given to the following:~~

- ~~a. Microbiological contamination;~~
- ~~b. Parasites;~~
- ~~c. Chemical contamination;~~
- ~~d. Unlawful drug and pesticide residues;~~
- ~~e. Natural toxins;~~
- ~~f. Unapproved use of food or color additives;~~
- ~~g. Presence of undeclared ingredients that may be allergens; and~~
- ~~h. Physical hazards.~~

~~2. Milk plant, receiving station or transfer station operators should evaluate product ingredients, processing procedures, packaging, storage, and intended use; facility and equipment function and design; and milk plant sanitation, including employee hygiene, to determine the potential effect of each on the safety of the finished milk or milk product for the intended consumer.~~

~~**HACCP PLAN:**~~

~~1. **HACCP Plan:** Every milk plant, receiving station or transfer station shall have and implement a written HACCP Plan whenever a hazard analysis reveals one (1) or more hazards that are reasonably likely to occur. The HACCP Plan shall be developed by an individual(s) who~~

~~has been trained and shall be subject to record keeping requirements in accordance with this Appendix. A HACCP Plan shall be specific to each location and milk or milk product. The plan may group similar types of milk and milk products together, or similar types of production methods together, if the hazards, CCPs, CLs, and procedures required to be identified and performed by 2. of this Section are essentially identical, provided that any required features of the plan that are unique to a specific milk or milk product or method are clearly delineated in the plan and are observed in practice.~~

~~2. **Contents of the HACCP Plan:** The HACCP Plan shall, at a minimum:~~

- ~~a. Include complete up-to-date process flow diagrams for all milk and milk products manufactured. Flow diagrams may be combined when processes, milk and milk products and hazards are similar.~~
- ~~b. List all hazards that are reasonably likely to occur as identified in the hazard analysis specified above, and that shall be controlled for each type of milk or milk product.~~
- ~~c. List the CCPs for each of the identified hazards, including the appropriate:
 - ~~(1) CCPs designed to control hazards that could occur or could be introduced in the milk plant, receiving station or transfer station environment;~~
 - ~~(2) CCPs designed to control hazards introduced outside the milk plant, receiving station or transfer station environment, including hazards that occur before arriving at the milk plant, receiving station and/or transfer station; and~~
 - ~~(3) List the CLs that shall be met at each of the CCPs.~~~~
- ~~d. List the procedures and the frequency with which they are to be performed that will be used to monitor each of the CCPs to ensure compliance with the CLs;~~
- ~~e. Include any corrective action plans that have been developed in accordance with the corrective action requirements as described in this Appendix, and that are to be followed in response to deviations from CLs at CCPs;~~
- ~~f. List the verification and validation procedures, and the frequency with which they are to be performed, that the milk plant, receiving station or transfer station will use in accordance with verification and validation requirements as described in this Appendix; and~~
- ~~g. Provide a record keeping system that documents the monitoring of the CCPs in accordance with the record requirements as described in this Appendix. The records shall contain the actual values and observations obtained during monitoring.~~

~~3. **Sanitation:** Sanitation controls may be included in the HACCP Plan. However, to the extent that they are monitored in accordance with the PPs, they need not be included in the HACCP Plan.~~

~~**CORRECTIVE ACTIONS:** Whenever a deviation from a CL occurs, a milk plant, receiving station or transfer station shall take corrective action by following the procedures set forth in 1. or 2. of this Section.~~

~~1. Milk plants, receiving stations or transfer stations may develop written corrective action plans, which become a part of their HACCP Plan(s), in accordance with this Appendix. These corrective action plans may predetermine the corrective actions that milk plants, receiving stations and transfer stations will take whenever there is a deviation from a CL. A corrective action plan that is appropriate for a particular deviation is one (1) that describes the steps to be taken and assigns responsibility for taking those steps, to ensure that:~~

- ~~a. No milk or milk product is allowed to enter commerce that is either injurious to health or is otherwise adulterated as a result of the deviation; or~~
 - ~~b. If such milk or milk product has entered commerce, it is expeditiously removed; and~~
 - ~~c. The cause of the deviation is corrected.~~
- ~~2. When a deviation from a CL occurs, and the milk plant, receiving station or transfer station does not have a corrective action plan that is appropriate for that deviation, the milk plant, receiving station or transfer station shall:~~
 - ~~a. Segregate and hold the affected milk or milk product, at least until the requirements of paragraphs 2.b and 2.c of this Section are met;~~
 - ~~b. Perform or obtain a review to determine the acceptability of the affected milk or milk product for distribution. The review shall be performed by an individual or individuals qualified by training or experience to perform such a review;~~
 - ~~c. Take corrective action, when necessary, with respect to the affected milk or milk product to ensure that no milk or milk product is allowed to enter commerce that is either injurious to health or is otherwise adulterated as a result of the deviation;~~
 - ~~d. Take corrective action, when necessary, to correct the cause of the deviation; and~~
 - ~~e. Perform or obtain timely validation by a qualified individual(s), as required in this Appendix, to determine whether modification of the HACCP Plan is required to reduce the risk of recurrence of the deviation, and modify the HACCP Plan as necessary.~~
- ~~3. All corrective actions taken in accordance with this Section shall be fully documented in records that are subject to verification.~~

VERIFICATION AND VALIDATION:

- ~~1. **Verification:** Every milk plant, receiving station or transfer station shall verify that the HACCP System is being implemented according to design, except that the milk plant's APPS or RPPS, respectively, as defined by this *Ordinance*, shall be managed separately from the NCIMS HACCP System, even if identified as a CCP in the hazard analysis. The milk plant's APPS or RPPS, respectively, shall be inspected by FDA, or the State Regulatory Agency when designated by FDA, in accordance with the applicable requirements of 21 CFR Parts 108, 110 and 113 at a frequency determined by FDA.~~
 - ~~a. Verification activities shall include:~~
 - ~~(1) The calibration of CCP process monitoring instruments, i.e., pasteurization tests, etc.;~~
 - ~~(2) At the option of the milk plant, receiving station or transfer station, the performance of periodic end product or in process testing;~~
 - ~~(3) A review, including signing and dating, by an individual who has been trained in accordance with the training requirements of this Appendix, of the records that document:~~
 - ~~i) The Monitoring of CCPs: The purpose of this review shall be, at a minimum, to ensure that the records are complete and to verify that the recorded document values are within the CLs. This review shall occur at a frequency that is appropriate to the importance of the record and as specified in the HACCP Plan;~~
 - ~~ii) The Taking of Corrective Action: The purpose of this review shall be, at a minimum, to ensure that the records are complete and to verify that appropriate corrective action(s) was taken in accordance with the corrective action requirements cited before. This review shall occur at a frequency that is appropriate to the importance of the record. A centralized deviation log is required; and~~

- ~~iii) The calibrating of any process monitoring instruments used at CCPs and the performance of any periodic end-product or in-process testing that is part of the milk plant, receiving station or transfer station's verification activities.~~
- ~~The purpose of these reviews shall be, at a minimum, to ensure that the records are complete and that these activities occurred in accordance with the milk plant's, receiving station's or transfer station's written procedures. These reviews shall occur within a reasonable time after the records are made.~~
- ~~(4) The taking of corrective action procedures whenever any verification procedure establishes the need to take a corrective action.~~
- ~~b. The calibration of CCP process monitoring instruments, and the performance of any periodic end-product and in-process testing, in accordance with 1.a.(3)ii) and 1.a.(3)iii) of this Section, shall be documented in records that are subject to the record keeping requirements in this Appendix.~~
- ~~**2. Validation of the HACCP Plan:** Every milk plant, receiving station or transfer station shall validate that the HACCP Plan is adequate to control hazards that are reasonably likely to occur. This validation shall occur at least once within twelve (12) months after implementation and at least annually thereafter or whenever any changes in the process occur that could affect the hazard analysis or alter the HACCP Plan. Such changes may include changes in the following:~~
- ~~a. Raw materials or source of raw materials; product formulation; processing methods or systems, including computers and their software; packaging; finished product distribution systems; or the intended use or intended consumers of the finished product and consumer complaints.~~
- ~~The validation shall be performed by a qualified individual(s) trained in accordance with the requirements described in this Appendix and shall be subject to the record keeping requirements cited below. The HACCP Plan shall be modified immediately whenever a validation reveals that the plan is no longer adequate to fully meet the requirements of this document.~~
- ~~**3. Validation of the Hazard Analysis:** Whenever a milk plant, receiving station or transfer station does not have a HACCP Plan, because a hazard analysis has revealed no hazards that are reasonably likely to occur, the milk plant, receiving station or transfer station shall reassess the adequacy of the hazard analysis whenever there are any changes in the process that could reasonably affect whether a hazard exists. Such changes may include changes in the following:~~
- ~~a. Raw materials or source of raw materials;~~
- ~~b. Product formulation;~~
- ~~c. Processing methods or systems, including computers and their software;~~
- ~~d. Packaging;~~
- ~~e. Finished product distribution systems; or~~
- ~~f. The intended use or intended consumers of the finished product; and~~
- ~~g. Consumer complaints.~~
- ~~A qualified individual(s) trained in accordance with the training requirements of this Appendix shall perform the validation.~~

RECORDS:

- ~~**1. Required Records:** It is essential that milk plants, receiving stations and transfer stations use consistent terminology to identify each piece of equipment, record, document, or other program throughout their written HACCP System. A milk plant, receiving station or transfer~~

~~station shall maintain the following records documenting the milk plant, receiving station or transfer station's HACCP System:~~

- ~~a. Records documenting the ongoing application of the PP, including a brief written description, monitoring and correction records;~~
- ~~b. The written hazard analysis;~~
- ~~c. The written HACCP Plan;~~
- ~~d. Required HACCP documents and forms specified in 1.a. through c. of this Section shall be dated or identified with a version number. Each page shall be marked with a new date or version number whenever that page is updated;~~
- ~~e. A Table of Contents and centralized list of the HACCP program records, by title, documenting the ongoing application of the HACCP System shall be maintained and provided for review;~~
- ~~f. A document change log;~~
- ~~g. Records documenting the ongoing application of the HACCP Plan that include:~~
 - ~~(1) Monitoring of CCPs and their CLs, including the recording of actual times, temperatures, or other measurements, as prescribed in the milk plant's, receiving station's or transfer station's HACCP Plan;~~
 - ~~(2) Corrective actions, including all actions taken in response to a deviation;~~
 - ~~(3) A centralized deviation log is required; and~~
 - ~~(4) Plan validation dates.~~
- ~~h. Records documenting verification and validation of the HACCP System, including the HACCP Plan, hazard analysis and PPs.~~

~~2. **General Requirements:** Records required by this Section shall include:~~

- ~~a. The identity and location of the milk plant, receiving station or transfer station;~~
- ~~b. The date and time of the activity that the record reflects;~~
- ~~c. The signature or initials of the person(s) performing the operation or creating the record; and~~
- ~~d. Where appropriate, the identity of the milk or milk product and the production code, if any. Processing and other information shall be entered on records at the time that it is observed. The records shall contain the actual values and observations obtained during monitoring.~~

~~3. **Documentation:**~~

- ~~a. The records in paragraphs 1.a. through c. of this Section shall be signed and dated by the most responsible individual onsite at the milk plant, receiving station or transfer station. This signature shall signify that these records have been accepted by the firm.~~
- ~~b. The records in paragraphs 1.a. through c. of this Section shall be signed and dated:~~
 - ~~(1) Upon initial acceptance;~~
 - ~~(2) Upon any modification; and~~
 - ~~(3) Upon verification and validation in accordance with the requirements cited above.~~

~~4. **Record Retention:**~~

- ~~a. All records, required by this Section, shall be retained at the milk plant, receiving station or transfer station for perishable or refrigerated products, for at least one (1) year after the date that such products were prepared, and in the case of frozen, preserved, or shelf stable products, for two (2) years after the date that the products were prepared or the shelf life of the product, whichever is greater, unless longer retention time is required by other regulations.~~

- ~~b. Records that relate to the adequacy of equipment or processes used, such as commissioning or process validation records, including the results of scientific studies and evaluations, shall be retained at the milk plant, receiving station or transfer station facility for at least two (2) years after the date that the milk plant, receiving station or transfer station last used such equipment or process.~~
- ~~c. Off-site storage of processing records is permitted after six (6) months following the date that the monitoring occurred, if such records can be retrieved and provided on-site within twenty four (24) hours of a request for official review. Electronic records are considered to be on-site if they are accessible from an on-site location.~~
- ~~d. If the processing facility is closed for a prolonged period, the records may be transferred to some other reasonably accessible location(s) but shall be immediately returned to the processing facility for official review upon request.~~
- ~~5. **Official Review:** All records required by this Section shall be available for official review at reasonable times.~~
- ~~6. **Records Maintained on Computers:** The maintenance of records on computers, in accordance with the requirements cited above, is acceptable.~~

~~III. EMPLOYEE EDUCATION AND TRAINING~~

~~The success of a HACCP System depends on educating and training management and employees in the importance for their role in producing safe milk and milk products. This should also include information in the control of milk borne hazards related to all stages of dairy production and processing. Specific training activities should include working instructions and procedures that outline the tasks of employees monitoring specific CCPs and PPs.~~

~~IV. TRAINING AND STANDARDIZATION~~

~~HACCP training for industry and regulatory personnel will be based on the current "Hazard Analysis and Critical Control Point Principles and Application Guidelines" of NACMCF, the current FDA HACCP recommendations, and the regulatory requirements of this Appendix and related Sections of this Ordinance.~~

~~Regulatory Agency personnel responsible for the evaluation, licensing and regulatory audits of facilities using the NCIMS voluntary HACCP Program shall have equivalent training to the training required to perform traditional NCIMS functions. They shall also have specialized training in conducting HACCP System audits.~~

~~Industry, Regulatory, Rating and FDA personnel should be trained together.~~

~~HACCP TRAINING:~~

- ~~1. **Core Curriculum:** The Dairy HACCP Core Curriculum consists of:~~
 - ~~a. Basic HACCP training; plus~~
 - ~~b. An orientation to the requirements of the NCIMS voluntary HACCP Program.~~

~~Basic HACCP training consists of instruction in the application of the NACMCF Principles of HACCP to Food Safety. This training includes practical exercises in conducting a hazard analysis and evaluating potential hazards; in writing a HACCP Plan; and in the validation of the plan. It should be taught by experienced instructors.~~

~~The orientation component ideally is coupled with the basic HACCP training, but can be taught separately. The content of the orientation will be conducted under the guidance of the NCIMS. It is intended to familiarize industry and regulatory personnel with specific dairy HACCP concerns and the regulatory requirements under the NCIMS voluntary HACCP Program. It is to be taught by instructors experienced in the application of HACCP under the NCIMS voluntary HACCP Program.~~

~~The industry individual(s) performing the functions identified in this Appendix requiring training or listed in Part 2 of this Section shall have successfully completed appropriate training in the application of HACCP principles to milk and milk product processing at least equivalent to that received under the Dairy HACCP Core Curriculum. Alternatively, job experience may qualify an individual to perform these functions if the experience has provided knowledge at least equivalent to that provided through the standardized curriculum.~~

~~2. **Industry Personnel:** Only industry individuals who have met the requirements of Part 1 of this Section shall be responsible for the following functions:~~

- ~~a. Developing PPs;~~
- ~~b. Developing the hazard analysis, including delineating control measures, as required;~~
- ~~c. Developing a HACCP Plan that is appropriate for the specific milk plant, receiving station or transfer station, in order to meet these requirements;~~
- ~~d. Validating and modifying the HACCP Plan in accordance with the corrective action procedures and the validation activities as specified; and~~
- ~~e. Performing required HACCP Plan records reviews.~~

~~3. **Regulatory Personnel:** Regulatory personnel performing HACCP audits shall have successfully completed appropriate training in the application of HACCP principles for milk and milk product processing at least equivalent to that received under the Dairy HACCP Core Curriculum.~~

~~V. HACCP AUDITS AND FOLLOW UP ACTIONS~~

~~**REGULATORY AGENCY AUDITS, ENFORCEMENT AUDITS, ACTIONS AND FOLLOW-UP:** Audits shall be conducted of the milk plant, receiving station, or transfer station facility, and the NCIMS voluntary HACCP Program to ensure compliance with the HACCP System and other associated NCIMS regulatory requirements.~~

~~The audit may be announced at the discretion of the auditor under certain circumstances, i.e., initial audit, follow up audit, new construction, pasteurizer checks, etc. When unannounced audits are conducted, the audits shall not be completed until appropriate milk plant personnel have had an opportunity to make all pertinent records available for review by the auditor.~~

~~AUDITING PROCEDURES:~~

~~1. Pre Audit Management Interview: Review and discuss the milk plant HACCP System including:~~

- ~~a. Changes in the management structure;~~
- ~~b. The Hazard Analysis – Ensure that all milk and/or milk product hazards are addressed;~~
- ~~c. Changes in the HACCP Plan;~~
- ~~d. Changes in the PPs;~~
- ~~e. Changes in the flow diagram; and~~

- ~~f. Changes in milk or milk products or processes.~~
- ~~2. Review past Audit Reports (AR) and corrections of deficiencies and non-conformities, if any;~~
- ~~3. In milk plant review of the implementation and verification of the HACCP System;~~
- ~~4. Review records of the HACCP System;~~
- ~~5. Review compliance with other applicable NCIMS regulatory requirements*;~~
- ~~6. Discuss findings and observations;~~
- ~~7. Prepare and issue an AR based on findings of deficiencies and non-conformities. The AR shall include timelines for the correction of all identified deficiencies and non-conformities; and~~
- ~~8. Conduct the exit interview.~~

~~*NOTE:~~ Examples of Other Applicable NCIMS Requirements:

- ~~1. Raw Milk Supply Source;~~
- ~~2. Labeling Compliance;~~
- ~~3. Adulteration;~~
- ~~4. Licensing Requirements;~~
- ~~5. Drug Residue Testing and Trace Back Requirements;~~
- ~~6. Regulatory Samples in Compliance;~~
- ~~7. Approved Laboratory Utilized for the Required Regulatory Tests; and~~
- ~~8. Pasteurization Equipment Design and Installation.~~

~~REGULATORY AGENCY ENFORCEMENT ACTION/FOLLOW-UP:~~ The Regulatory Agency shall:

- ~~1. Prepare and issue ARs based on findings of deficiencies and non-conformities and other NCIMS requirements;~~
- ~~2. Review the AR with the milk plant and establish time lines for the correction of all identified deficiencies and non-conformities and other NCIMS requirements;~~
- ~~3. Follow up to ensure corrections are made as a result of the issuance of the AR;~~
- ~~4. Take immediate action when an imminent health hazard is observed to prevent further movement of milk and milk products until such hazards have been eliminated; and~~
- ~~5. Initiate regulatory enforcement action, such as permit suspension, revocation, hearings, court actions, and/or other equivalent measures when the milk plant, receiving station or transfer station has failed to recognize or correct a deficiency(ies) or nonconformity(ies).~~

~~AUDIT TIMEFRAMES:~~

Audits	Frequency Minimums
First Year after Initial Regulatory Audit	Initial audit; Next audit in thirty (30) to forty five (45) days; and four (4) month intervals thereafter, unless the Regulatory Agency determines that a greater frequency is warranted.

Audits	Frequency Minimums
Subsequent Audits	Every six (6) months unless the Regulatory Agency determines that a greater frequency is warranted*.
Compliance Follow-Ups	Compliance follow-ups shall be made as frequently as necessary to assure that problems observed by the Regulatory Agency have been resolved.

~~*The Regulatory Agency may elect to extend the minimum audit frequency from four (4) to six (6) months as long as the following conditions exist:~~

- ~~1. Item 12b on FORM FDA 2359m MILK PLANT, RECEIVING STATION OR TRANSFER STATION NCIMS HACCP SYSTEM AUDIT REPORT is not marked on the regulatory audit for the current HACCP audit;~~
- ~~2. No current two (2) out of four (4) warning letter(s) or three (3) out of five (5) violation letter(s) for finished milk and/or milk product, or violative water sample results; and~~
- ~~3. No CLEs on the current or prior audit.~~

~~AUDIT REPORT FORM:~~

~~Refer to Appendix M. of this Ordinance.~~

~~**APPENDIX L. APPLICABLE REGULATIONS, STANDARDS OF
IDENTITY FOR MILK AND MILK PRODUCTS, THE *FEDERAL
FOOD, DRUG, AND COSMETIC ACT*, AND THE *FEDERAL
INSECTICIDE, FUNGICIDE AND RODENTICIDE ACT***~~

~~7 CFR 58.334 Pasteurization~~

~~7 CFR 58.2601 Whey~~

~~21 CFR PART 7 ENFORCEMENT POLICY~~

~~21 CFR PART 11 ELECTRONIC RECORDS; ELECTRONIC SIGNATURES~~

~~21 CFR PART 101 FOOD LABELING~~

~~21 CFR PART 108 EMERGENCY PERMIT CONTROL~~

~~21 CFR PART 110 CURRENT GOOD MANUFACTURING PRACTICE IN
MANUFACTURING, PACKING, OR HOLDING HUMAN FOOD~~

~~21 CFR PART 113 THERMALLY PROCESSED LOW ACID FOODS PACKAGED IN
HERMETICALLY SEALED CONTAINERS~~

~~21 CFR PART 114 ACIDIFIED FOODS~~

~~21 CFR 130.10 Requirements for foods named by use of a nutrient content claim and a
standardized term~~

~~21 CFR 131.3 Definitions Cream, Pasteurized and Ultra pasteurized~~

~~21 CFR 131.110 Milk~~

~~21 CFR 131.111 Acidified Milk~~

~~21 CFR 131.112 Cultured Milk~~

~~21 CFR 131.115 Concentrated Milk~~

~~21 CFR 131.120 Sweetened Condensed Milk~~

~~21 CFR 131.123 Lowfat Dry Milk~~

~~21 CFR 131.125 Nonfat Dry Milk~~

~~21 CFR 131.127 Nonfat Dry Milk fortified with vitamins A and D~~

~~21 CFR 131.147 Dry Whole Milk~~

~~21 CFR 131.149 Dry Cream~~

~~21 CFR 131.150 Heavy Cream~~

~~21 CFR 131.155 Light Cream~~

~~21 CFR 131.157 Light Whipping Cream~~

~~21 CFR 131.160 Sour Cream~~

~~21 CFR 131.162 Acidified Sour Cream~~

~~21 CFR 131.170 Eggnog~~

~~21 CFR 131.180 Half and Half~~

~~21 CFR 131.200 Yogurt~~

~~21 CFR 131.203 Lowfat Yogurt~~

~~21 CFR 131.206 Nonfat Yogurt~~

~~21 CFR 133.128 Cottage Cheese~~

~~21 CFR 133.129 Dry Curd Cottage Cheese~~

~~21 CFR 173.310 Boiler Water Additives~~

~~21 CFR 174 INDIRECT FOOD ADDITIVES: GENERAL~~

~~21 CFR PART 175 INDIRECT FOOD ADDITIVES: ADHESIVES AND COMPONENTS OF
COATINGS~~

~~21 CFR PART 176 INDIRECT FOOD ADDITIVES: PAPER AND PAPERBOARD COMPONENTS~~

~~21 CFR PART 177 INDIRECT FOOD ADDITIVES: POLYMERS~~

~~21 CFR PART 178 INDIRECT FOOD ADDITIVES: ADJUVANTS, PRODUCTION AIDS, AND SANITIZERS~~

~~21 CFR 182.6285 Dipotassium Phosphate~~

~~21 CFR 184.1666 Propylene Glycol~~

~~21 CFR 184.1979 Whey~~

~~21 CFR 184.1979(2) Concentrated Whey~~

~~21 CFR 184.1979(3) Dried or Dry Whey~~

~~21 CFR 184.1979a Reduced Lactose Whey~~

~~21 CFR 184.1979b Reduced Minerals Whey~~

~~21 CFR 184.1979e Whey Protein Concentrate~~

~~21 CFR 1240.61 Mandatory Pasteurization for All Milk and Milk Products in Final Package Form Intended for Direct Human Consumption~~

~~40 CFR PART 141 NATIONAL PRIMARY DRINKING WATER REGULATIONS~~

~~40 CFR 152.500 Requirements for Devices~~

~~40 CFR 156.10 Labeling Requirements for Devices and Their Products~~

~~40 CFR 158 Data Requirements for Registration, Pesticide Assessment Guidelines~~

~~40 CFR 180.940 Tolerance Exemptions for Active and Inert Ingredients for Use in Antimicrobial Formulations (Food Contact Surface Sanitizing Solutions)~~

~~FFD&CA, as amended, Sec. 402. [342] Adulterated Food and Sec. 403. [343] Misbranded Food~~

~~APPENDIX M. REPORTS AND RECORDS~~

~~The following forms are available at:~~

~~<http://www.fda.gov/AboutFDA/ReportsManualsForms/Forms/default.htm>~~

~~FORM FDA 2359 MILK PLANT INSPECTION REPORT~~

~~FORM FDA 2359a DAIRY FARM INSPECTION REPORT~~

~~FORM FDA 2359b MILK PLANT EQUIPMENT TEST REPORT~~

~~FORM FDA 2359c MANUFACTURING PLANT INSPECTION REPORT (Single Service Milk Containers and Closures)~~

~~FORM FDA 2359d REPORT OF CERTIFICATION (Fabrication of Single Service Containers and Closures for Milk and Milk Products)~~

~~FORM FDA 2359m MILK PLANT, RECEIVING STATION OR TRANSFER STATION NCIMS HACCP SYSTEM AUDIT REPORT FORM~~

~~FORM FDA 2399 MILK SAMPLE COLLECTOR EVALUATION REPORT (Dairy Plant Sampling – Raw and Pasteurized Milk)~~

~~FORM FDA 2399a BULK MILK HAULER/SAMPLER EVALUATION REPORT~~

~~FORM FDA 2399b MILK TANK TRUCK INSPECTION REPORT~~

~~APPENDIX N. DRUG RESIDUE TESTING AND FARM SURVEILLANCE~~

~~I. INDUSTRY RESPONSIBILITIES~~

~~MONITORING AND SURVEILLANCE:~~

~~Industry shall screen all bulk milk pickup tankers and/or all raw milk supplies that have not been transported in bulk milk pickup tankers, regardless of final use, for Beta lactam drug residues. Additionally, other drug residues shall be screened for by employing a random sampling program on bulk milk pickup tankers and/or all raw milk supplies that have not been transported in bulk milk pickup tankers when the Commissioner of the FDA determines that a potential problem exists as cited in Section 6 of this Ordinance. The random bulk milk pickup tanker and/or all raw milk supplies that have not been transported in bulk milk pickup tankers sampling program shall represent and include, during any consecutive six (6) months, at least four (4) samples collected in at least four (4) separate months, except when three (3) months show a month containing two (2) sampling dates separated by at least twenty (20) days. Samples collected under this random sampling program shall be analyzed as specified by FDA. (Refer to Section 6 of this Ordinance.)~~

~~The bulk milk pickup tanker shall be sampled after the last producer has been picked up and before any additional commingling. These bulk milk pickup tanker samples may be collected using an approved aseptic sampler. The sample shall be representative. Bulk milk pickup tanker testing shall be completed prior to processing the milk. Bulk milk pickup tanker samples confirmed positive for drug residues shall be retained as determined necessary by the Regulatory Agency.~~

~~All raw milk supplies that have not been transported in bulk milk pickup tankers shall be sampled prior to processing the milk. The sample(s) shall be representative of each farm bulk milk tank(s)/silo(s), milk plant raw milk tank(s) and/or silo(s), other raw milk storage container(s), etc. Testing of all raw milk supplies that have not been transported in bulk milk pickup tankers shall be completed prior to processing the milk.~~

~~**NOTE:** On farm producer/processors that plan to store or ship their raw sheep milk frozen, shall sample their raw sheep milk prior to freezing. The sample shall be obtained by a bulk milk hauler/sampler permitted by the Regulatory Agency where the dairy farm is located. The raw sheep milk sample shall then be tested in a certified laboratory or screening facility. If this is the on farm producer/processor's only raw sheep milk supply, this testing would suffice for the required Appendix N testing for all raw milk supplies that have not been transported in bulk milk pickup tankers, which are required to be completed prior to processing the milk. In the case of sheep milk dairy farms, the raw milk sample may be frozen in accordance with a sample protocol approved by the Regulatory Agency in which the dairy farm is located as specified in Appendix B and transported to a certified laboratory for testing. The test results, or raw milk samples, shall clearly distinguish the lot number of the frozen raw sheep milk and accompany the frozen raw sheep milk to the plant.~~

~~All presumptive positive test results for drug residues from analysis conducted on commingled raw milk tanks, bulk milk pickup tankers and/or all raw milk supplies that have not been~~

~~transported in bulk milk pickup tankers, farm raw milk tanks/silos (only milk offered for sale) or finished milk or milk product samples shall be reported to the Regulatory Agency in which the testing was conducted. Bulk milk pickup tanker and/or all raw milk supplies that have not been transported in bulk milk pickup tankers samples confirmed positive for drug residues shall be retained or disposed of as determined by the Regulatory Agency.~~

~~Industry plant samplers shall be evaluated according to the requirements specified in Section 6. THE EXAMINATION OF MILK AND MILK PRODUCTS and at the frequency addressed in Section 5. INSPECTION OF DAIRY FARMS AND MILK PLANTS of this Ordinance.~~

REPORTING AND FARM TRACE BACK:

~~When a bulk milk pickup tanker and/or a raw milk supply that has not been transported in bulk milk pickup tankers is found to be presumptive positive for drug residues, the Regulatory Agency in which the testing was conducted, shall be immediately notified of the results and the ultimate disposition of the raw milk.~~

~~The producer samples from the bulk milk pickup tanker, found to be positive for drug residues, shall be individually tested to determine the farm of origin. The samples shall be tested as directed by the Regulatory Agency.~~

~~When a farm bulk milk tank(s)/silo(s), milk plant raw milk tank(s) and/or silo(s), other raw milk storage container(s), etc., is (are) used for a milk plant's raw milk supply(ies) that has (have) not been transported in bulk milk pickup tankers, is (are) found to be positive (confirmed) for drug residues, the farm of origin of the drug residue has consequently already been determined and further testing is not required to determine the farm of origin.~~

~~Further pickups or use of the violative individual producer's milk shall be immediately discontinued, until such time, that subsequent tests are no longer positive for drug residues.~~

RECORD REQUIREMENTS:

~~Results of all testing may be recorded in any format acceptable to the Regulatory Agency that includes at least the following information:~~

- ~~1. Identity of the person doing the test;~~
- ~~2. Identity of the bulk milk pickup tanker or farm bulk milk tank(s)/silo(s), milk plant raw milk tank(s) and/or silo(s), other raw milk storage container(s), etc. used for the storage of all raw milk supplies that have not been transported in bulk milk pickup tankers being tested*;~~
- ~~3. Date/time the test was performed (Time, Day, Month and Year);~~
- ~~4. Identity of the test performed/lot #/any and all controls (+/-);~~
- ~~5. Results of the test;~~
- ~~6. Follow-up testing if the initial test was positive/any and all controls (+/-);~~
- ~~7. Site where test was performed, and~~
- ~~8. Prior test documentation shall be provided for a presumptive positive load.~~

~~*Include the BTU number(s) of the dairy farms present on the bulk milk pickup tanker and/or all raw milk supplies that have not been transported in bulk milk pickup tankers with the above information.~~

~~Records of all sample results shall be maintained for a minimum of six (6) months by the industry at the location where the tests were run, and/or another location as directed by the Regulatory Agency.~~

~~H. REGULATORY AGENCY RESPONSIBILITIES~~

~~Upon receipt of notification from industry of a bulk milk pickup tanker and/or a raw milk supply that has not been transported in bulk milk pickup tankers, which contains milk from another Regulatory Agency's jurisdiction, is found to be presumptive positive for drug residues it is the responsibility of the receiving Regulatory Agency to notify the Regulatory Agency(ies) from which the milk originated.~~

~~MONITORING AND SURVEILLANCE:~~

~~Regulatory Agencies shall monitor industry surveillance activities during either routine or unannounced, on-site quarterly inspections to collect samples from bulk milk pickup tankers and/or all raw milk supplies that have not been transported in bulk milk pickup tankers and to review industry records of their sampling program. Samples should be collected and analyzed from at least ten percent (10%) of the bulk milk pickup tankers and/or all raw milk supplies that have not been transported in bulk milk pickup tankers scheduled to arrive on the day of the inspection. The method used shall be appropriate for the drug being analyzed and shall be capable of detecting the same drugs at the same concentrations as the method being used by industry. Alternately, the Regulatory Agency or Laboratory Evaluation Officer (LEO) may take known samples with them on the audit visit and observe the industry analyst test the samples. Receiving locations that choose to certify all receiving analysts, certified under the provisions of the NCIMS Laboratory Certification Program, are exempt from the sample collection requirements of this Section. Receiving locations where all approved receiving Industry Analysts and Industry Supervisors successfully participate in a biennial on-site evaluation and annual split sample comparisons by LEOs are also exempt from the sample collection requirements of this Section.~~

~~A review shall include, but not be limited to, the following:~~

- ~~1. Is the program an appropriate routine monitoring program for the detection of drug residues?~~
- ~~2. Is the program utilizing appropriate test methods?~~
- ~~3. Is each producer's milk represented in a testing program for drug residues and tested at the frequency prescribed in Section I. INDUSTRY RESPONSIBILITIES of this Appendix for drug residues?~~
- ~~4. Is the program assuring timely notification to the appropriate Regulatory Agency of positive results, the ultimate disposition of the bulk milk pickup tanker and/or a raw milk supply that has not been transported in bulk milk pickup tankers and of the trace back to the farm of origin?~~
- ~~5. Is the dairy farm pickup and/or use of the violative individual producer's milk suspended until subsequent testing establishes the milk is no longer positive for drug residues?~~

~~To satisfy these requirements:~~

~~a. There should be an agreement between the Regulatory Agency and industry that specifies how this notification is to take place. This notification shall be “timely” for example by telephone or fax, and supported in writing.~~

~~b. The ultimate disposition should either be prearranged in an agreement between the Regulatory Agency and the industry, or physically supervised by the Regulatory Agency. The milk should be disposed of in accordance with provisions of M-I-06-5 or an FDA and Regulatory Agency reviewed and accepted Beta lactam milk diversion protocol for use as animal feed.~~

~~c. All screening test positive (confirmed) loads shall be broken down (producer trace back) using the same or an equivalent test method (M-I-96-10, latest revision). Confirmation tests (load and producer trace back/permit action) shall be performed by an Official Laboratory, Officially Designated Laboratory or Certified Industry Supervisor. Positive producers shall be handled in accordance with this Appendix.~~

~~d. When a farm bulk milk tank(s)/silo(s), milk plant raw milk tank(s) and/or silo(s), other raw milk storage container(s), etc. is (are) used for a milk plant’s raw milk supply(ies) that has (have) not been transported in bulk milk pickup tankers, is (are) found to be positive (confirmed) for drug residues, the farm of origin of the drug residue has consequently already been determined and further testing is not required to determine the farm of origin. Confirmation tests shall be performed by an Official Laboratory, Officially Designated Laboratory or Certified Industry Supervisor. Positive producers shall be handled in accordance with this Appendix.~~

~~e. The suspension and discontinuance of farm bulk milk tank pick up and/or the use of raw milk supplies that have not been transported in bulk milk pickup tankers is the responsibility of the industry; under the direction and supervision of the Regulatory Agency. At the discretion of the Regulatory Agency, records should be maintained by industry and/or the Regulatory Agency that:~~

~~(1) Establish the identity of the producer for raw milk supplies that have not been transported in bulk milk pickup tankers that tested positive or the producer and the identity of the load that tested positive; and~~

~~(2) Establish that no milk is not picked up or used from the drug residue positive producer until the Regulatory Agency has fulfilled their obligations under Section II. ENFORCEMENT of this Appendix and has cleared the milk for pick up and/or use.~~

~~Sufficient records should be reviewed to assure that all bulk milk pickup tankers and/or all raw milk supplies that have not been transported in bulk milk pickup tankers are sampled before additional commingling at the milk receiving facility and the results were made available to the appropriate BTU(s).~~

~~The Regulatory Agency shall also perform routine sampling and testing for drug residues determined to be necessary as outlined in Section 6 of this Ordinance.~~

~~ENFORCEMENT:~~

~~If testing reveals milk positive for drug residues, the milk shall be disposed of in a manner that removes it from the human or animal food chain, except where acceptably reconditioned under FDA Compliance Policy Guide (CPG 7126.20). The Regulatory Agency shall determine the producer(s) responsible for the violation.~~

~~**Suspension:** Any time milk is found to test as a confirmed positive for a drug residue, the Regulatory Agency shall immediately suspend the producer's Grade "A" permit or equally effective measures shall be taken to prevent the sale of milk containing drug residues.~~

~~**Penalties:** Future pickups and/or use of the violative individual producer's milk are prohibited until subsequent testing reveals the milk is free of drug residue. The penalty shall be for the value of all milk on the contaminated load and/or raw milk supply that has not been transported in bulk milk pickup tankers plus any costs associated with the disposition of the contaminated load or raw milk supply that has not been transported in bulk milk pickup tankers. The Regulatory Agency may accept certification from the violative producer's milk marketing cooperative or purchaser of milk as satisfying the penalty requirements.~~

~~**Reinstatement:** The Grade "A" producer's permit may be reinstated, or other action taken, to allow the sale of milk for human food, when a representative sample taken from the producer's milk, prior to commingling with any other milk, is no longer positive for drug residue.~~

~~**Follow-Up:** Whenever a drug residue test is positive, an investigation shall be made to determine the cause. The farm inspection is completed by the Regulatory Agency or its agent to determine the cause of the residue and actions taken to prevent future violations including:~~

- ~~1. On farm changes in procedures necessary to prevent future occurrences as recommended by the Regulatory Agency.~~
- ~~2. Discussion and education on the Drug Residue Avoidance Control measures outlined in Appendix C. of this Ordinance.~~

~~**Permit Revocation:** After a third violation in a twelve (12) month period, the Regulatory Agency shall initiate administrative procedures pursuant to the revocation of the producer's Grade "A" permit under the authority of Section 3. Permits of this Ordinance, due to repeated violations.~~

~~**REGULATORY AGENCY RECORDS:**~~

~~In regards to the industry reporting a positive tanker and/or a raw milk supply that has not been transported in bulk milk pickup tankers result, the Regulatory Agency's records shall indicate the following:~~

- ~~1. What were the Regulatory Agency's directions?~~
- ~~2. When was the Regulatory Agency notified? By whom?~~
- ~~3. What was the identity of the load or farm bulk milk tank(s)/silo(s), milk plant raw milk tank(s) and/or silo(s), other raw milk storage container(s), etc. when used for a milk plant's raw milk supply(ies) that has (have) not been transported in bulk milk pickup tankers?~~
- ~~4. What screening and/or confirmatory test(s) were used and who were the analyst(s)?~~
- ~~5. What was the disposition of the adulterated milk?~~
- ~~6. Which producer(s) was responsible?~~
- ~~7. Record of negative test results prior to subsequent milk pickup from the violative producer(s).~~

~~**III. TESTING PROGRAM FOR DRUG RESIDUES ESTABLISHED**~~

~~**DEFINITIONS:**~~

~~For purposes of this Appendix the following definitions are to be used:~~

- ~~1. **Presumptive Positive:** A presumptive positive test is a positive result from an initial testing of a bulk milk pickup tanker and/or raw milk supply that has not been transported in bulk milk pickup tankers using an M-a 85 (latest revision) approved test, which has been promptly repeated in duplicate with positive and negative controls that give the proper results using the same test, on the same sample, with one (1) or both of these duplicate retests giving a positive result.~~
- ~~2. **Screening Test Positive (Load or Raw Milk Supply that has Not been Transported in Bulk Milk Pickup Tankers Confirmation):** A screening test positive result is obtained when the presumptive positive sample is tested in duplicate, using the same or equivalent (M-I 96-10, latest revision) test as that used for the presumptive positive, with a positive and negative control that give the proper results, and either or both of the duplicates are positive. A screening test positive (load or farm bulk milk tank(s)/silo(s), milk plant raw milk tank(s) and/or silo(s), other raw milk storage container(s), etc. when used for a milk plant's raw milk supply(ies) that has (have) not been transported in bulk milk pickup tankers confirmation) is to be performed by an Official Laboratory, Officially Designated Laboratory or Certified Industry Supervisor using the same or an equivalent test (M-I 96-10, latest revision).~~
- ~~3. **Producer Trace Back/Permit Action:** A producer trace back/permit action test is performed after a screening test positive load is identified by an Official Laboratory, Officially Designated Laboratory or Certified Industry Supervisor using the same or an equivalent (M-I 96-10, latest revision) test as was used to obtain the screening test positive (load confirmation). A confirmed producer test positive result is obtained in the same manner as a confirmation (screening test positive) for a load. After an initial positive result (producer presumptive positive) is obtained on a producer sample, that sample is then tested in duplicate using the same test as was used to obtain the producer presumptive positive result. This testing is performed with a positive and negative control and if either or both of the duplicates are positive and the controls give the proper results, the producer sample is confirmed as positive.~~

~~**NOTE:** When a farm bulk milk tank(s)/silo(s), milk plant raw milk tank(s) and/or silo(s), other raw milk storage container(s), etc. is used for a milk plant's raw milk supply(ies) that has not been transported in bulk milk pickup tankers, is found to be positive (confirmed) for drug residues, the farm of origin for the drug residue has consequently already been determined and further testing is not required to determine the farm of origin.~~

- ~~4. **Individual Producer Load:** An individual producer bulk milk pickup tanker is a bulk milk pickup tanker, or a compartment(s) of a bulk milk pickup tanker, that contains milk from only one (1) dairy farm.~~
- ~~5. **Individual On-Farm Producer/Processor's Raw Milk Supply:** An individual on farm producer/processor's raw milk supply may be transported in bulk milk pickup tankers; and/or their raw milk supply may be stored in a farm bulk milk tank(s)/silo(s) on the dairy farm that directly feeds the batch (vat) pasteurizer(s) or constant level tank of a HTST pasteurization system or piped from the a farm bulk milk tank(s)/silo(s) to a raw milk tank(s) and/or silo(s) in the milk plant that feeds the batch (vat) pasteurizer(s) or constant level tank of a HTST pasteurization system; and/or other raw milk storage containers.~~

~~6. **Industry Analyst:** A person under the supervision of a Certified Industry Supervisor or Industry Supervisor who is assigned to conduct screening of bulk milk pickup tankers and/or all raw milk supplies that have not been transported in bulk milk pickup tankers for Appendix N. drug residue requirements.~~

~~7. **Industry Supervisor/Certified Industry Supervisor:** An individual trained by a LEO who is responsible for the supervision and training of Industry Analysts who test milk tank trucks and/or all raw milk supplies that have not been transported in bulk milk pickup tankers for Appendix N. drug residue requirements.~~

~~8. **Certified Industry Supervisor:** An Industry Supervisor who is evaluated and listed by a LEO as certified to conduct drug residue screening tests at industry drug residue screening sites for *Grade "A" PMO*, Appendix N. regulatory actions (confirmation of bulk milk pickup tankers, farm bulk milk tank(s)/silo(s), milk plant raw milk tank(s) and/or silo(s), or other raw milk storage container(s), etc. when used for a milk plant's raw milk supply(ies) that has (have) not been transported in bulk milk pickup tankers, producer trace back and/or permit actions).~~

~~**CERTIFIED INDUSTRY SUPERVISORS; EVALUATION AND RECORDS:**~~

~~Reference: *EML*~~

~~1. **Certified Industry Supervisors/Industry Supervisors/Industry Analysts:** Regulatory Agencies may choose to allow Industry Supervisors to be certified. Under this program, these Certified Industry Supervisors may officially confirm presumptive positive bulk milk pickup tanker loads and/or all raw milk supplies that have not been transported in bulk milk pickup tankers, and confirm producer milk for regulatory purposes (producer trace back/permit action). In the implementation of Appendix N. of this *Ordinance*, the LEO shall use the appropriate Appendix N. FDA/NCIMS 2400 Form when evaluating Official Laboratories, Officially Designated Laboratories or Certified Industry Supervisors, Industry Supervisors and Industry Analysts.~~

~~The Certified Industry Supervisor/Industry Supervisor shall report to the LEO the results of all competency evaluations performed on Industry Analysts. The names of all Certified Industry Supervisors, Industry Supervisors and Industry Analysts, as well as their training and evaluation status, shall be maintained by the LEO and updated as replacement, additions and/or removals occur. The LEO shall verify (document) that each Certified Industry Supervisor and/or Industry Supervisor has established a program that ensures the proficiency of the Industry Analysts they supervise. The LEO shall also verify that each Industry Supervisor and Industry Analyst has demonstrated proficiency in performing drug residue analysis at least biennially. Verification may include an analysis of split samples and/or an on-site performance evaluation or another proficiency determination that the LEO and the FDA Laboratory Proficiency Evaluation Team (LPET) agree is appropriate.~~

~~Failure by the Industry Supervisor or Industry Analyst to demonstrate adequate proficiency to the LEO shall lead to their removal from the LEO list of Industry Supervisors and/or Industry Analysts. Reinstatement of their testing status shall only be possible by completing retraining and/or successfully analyzing split samples and/or passing an on-site evaluation or otherwise demonstrating proficiency to the LEO. (Refer to the *EML*, which describes the certification requirements for Certified Industry Supervisors and the training requirements for Industry Supervisors and Industry Analysts.)~~

~~2. **Sampling and Testing of Bulk Milk Pickup Tankers:** The bulk milk pickup tanker shall be sampled after the last producer has been picked up and before any additional commingling. The sample shall be representative. The sample analysis shall be completed before the milk is processed.~~

~~3. **Sampling and Testing of Raw Milk Supplies that have Not been Transported in Bulk Milk Pickup Tankers:** All raw milk supplies that have not been transported in bulk milk pickup tankers shall be sampled prior to processing the milk. The sample(s) shall be representative of each farm bulk milk tank(s)/silo(s), milk plant raw milk tank(s) and/or silo(s), or other raw milk storage container(s) supply. Testing of all raw milk supplies that have not been transported in bulk milk pickup tankers shall be completed prior to processing the milk.~~

~~4. **Bulk Milk Pickup Tanker Unloaded Prior to Negative Test Result:** If the bulk milk pickup tanker is unloaded and commingled prior to obtaining a negative test result and the screening test is presumptive positive, the Regulatory Agency shall be immediately notified. If the bulk milk tanker sample is confirmed positive, then the commingled milk is adulterated and unacceptable for human consumption regardless of any subsequent test results from the commingled milk. The milk shall be disposed of under the supervision of the Regulatory Agency.~~

~~5. **Raw Milk Supplies that have Not been Transported in Bulk Milk Pickup Tankers Processed Prior to Negative Results:** If the raw milk supply that has not been transported in bulk milk pickup tankers is processed prior to obtaining a negative test result and the screening test is presumptive positive, the Regulatory Agency shall be immediately notified. If the sample of the raw milk supply that has not been transported in bulk milk pickup tankers is confirmed positive, then the processed milk is adulterated and unacceptable for human consumption regardless of any subsequent test results from the raw milk supply and/or pasteurized milk or milk products. The processed milk shall be disposed of under the supervision of the Regulatory Agency.~~

~~**BULK MILK PICKUP TANKER AND/OR ALL RAW MILK SUPPLIES THAT HAVE NOT BEEN TRANSPORTED IN BULK MILK PICKUP TANKERS SCREENING TEST:**~~

~~1. **Performance Tests/Controls:** Each lot of test kits purchased shall be tested by positive (+) and negative (-) controls, as defined in the SCREENING TESTS NECESSARY TO IMPLEMENT THE PROVISIONS OF APPENDIX N. FOR BULK MILK PICKUP TANKERS AND/OR ALL RAW MILK SUPPLIES THAT HAVE NOT BEEN TRANSPORTED IN RAW BULK MILK PICKUP TANKERS of this Section, in each screening facility prior to its initial use and each testing day thereafter. Records of all positive (+) and negative (-) control performance tests shall be maintained.~~

~~2. **Initial Drug Testing Procedures:** The following procedures apply to testing bulk milk pickup tankers and/or all raw milk supplies that have not been transported in bulk milk pickup tankers for drug residues following the provisions of Appendix N. Industry analysts may screen tankers and/or all raw milk supplies that have not been transported in bulk milk pickup tankers and receive or reject milk. Milk plants, receiving stations, transfer stations and other screening locations may choose to participate in the Industry Supervisor Certification Program.~~

~~a. **Industry Presumptive Positive Options:** There are two (2) industry options for the milk represented by a presumptive positive sample:~~

~~(1) The Regulatory Agency involved (origin and receipt) shall be notified. The appropriate Regulatory Agency shall take control of the presumptive positive load and/or~~

~~raw milk supply that has not been transported in bulk milk pickup tankers. A written copy of the presumptive positive test results shall follow the initial Regulatory Agency notification. Testing for confirmation of that presumptive positive load and/or raw milk supply that has not been transported in bulk milk pickup tankers shall be in an Official Laboratory, Officially Designated Laboratory or by a Certified Industry Supervisor at a location acceptable to the Regulatory Agency. Documentation of prior testing shall be provided to the analyst performing the load and/or raw milk supply that has not been transported in bulk milk pickup tankers confirmation. The presumptive positive load and/or raw milk supply that has not been transported in bulk milk pickup tankers may be re-sampled, at the direction of the Regulatory Agency, prior to analysis with the same or equivalent test (M-I 96-10, latest revision), as was used to obtain the presumptive positive result. This analysis shall be done in duplicate with positive (+) and negative (-) controls. If either or both of the duplicate samples are positive and the positive (+) and negative (-) controls give the correct reactions, the sample is deemed a Screening Test Positive (Confirmed Load and/or Raw Milk Supply that has Not been Transported in Bulk Milk Pickup Tankers). A written copy of the test results shall be provided to the Regulatory Agency. The milk, which that sample represents, is no longer available for sale or processing into human food.~~

~~(2) The owner of the presumptive positive milk may reject the load and/or raw milk supply that has not been transported in bulk milk pickup tankers without further testing. At that time the milk represented by the presumptive positive test is not available for sale or processing into human food. The milk cannot be re-screened. The Regulatory Agency involved (origin and receipt) shall be notified. Under this option, producer trace backs shall be conducted for the reject load.~~

~~**NOTE:** When a farm bulk milk tank(s)/silo(s), milk plant raw milk tank(s) and/or silo(s), other raw milk storage container(s), etc. is used for a milk plant's raw milk supply(ies) that has not been transported in bulk milk pickup tankers, is found to be positive (confirmed) for drug residues, the farm of origin for the drug residue has consequently already been determined and further testing is not required to determine the farm of origin.~~

3. Re-Sampling:

~~a. Presumptive Results: Occasionally, an error in sampling or a suspicious test result is discovered after a presumptive result is initially obtained. When this happens, the Regulatory Agency may allow the industry to re-sample the bulk milk pickup tanker and/or raw milk supply that has not been transported in bulk milk pickup tankers. The reasons that made the re-sampling necessary shall be clearly documented in testing records and reported to the Regulatory Agency. This written record shall be provided to the Regulatory Agency and shall be maintained with the record of the testing for that load and/or raw milk supply that has not been transported in bulk milk pickup tankers.~~

~~b. Screening Test Results: Re-sampling or additional analysis of screening test results should be discouraged. However, the Regulatory Agency may direct re-sampling and/or analysis, when it has determined that procedures for sampling and/or analysis did not adhere to accepted NCIMS practices (SMEDP, FDA/NCIMS 2400 Forms, Appendix N, and the applicable FDA interpretative or informational memoranda). This decision by the Regulatory~~

~~Agency shall be based on objective evidence. A Regulatory Agency allowing re-sampling shall plan a timely follow up to identify the problem and initiate corrective action to ensure the problem that led to the need for re-sampling is not repeated. If re-sampling and/or analysis is necessary, it shall include a review of the samplers, analysts, and/or laboratories to identify the problem(s) and initiate corrective action to ensure the problem(s) is not repeated. The reasons that made the re-sampling or analysis necessary shall be clearly documented in testing records maintained by the Regulatory Agency, and shall be maintained with the record of the testing for that load and/or raw milk supply that has not been transported in bulk milk pickup tankers.~~

~~4. **Producer Trace Back:** All screening test positive (confirmed) loads shall be broken down (producer trace back) using the same or an equivalent test method (M-I 96-10, latest revision). Confirmation tests (load and producer trace back/permit action) shall be performed in an Official Laboratory, Officially Designated Laboratory or by a Certified Industry Supervisor. Positive producers shall be handled in accordance with this Appendix.~~

~~**NOTE:** When a farm bulk milk tank(s)/silos, milk plant raw milk tank(s) and/or silo(s), other raw milk storage container(s), etc. is used for a milk plant's raw milk supply(ies) that has not been transported in bulk milk pickup tankers, is found to be positive (confirmed) for drug residues, the farm of origin for the drug residue has consequently already been determined and further testing is not required to determine the farm of origin.~~

~~Assuring Representative Samples From Individual Producer Loads And Multiple Farm Tank Loads From An Individual Producer: Representative samples shall be secured from each farm storage tank(s)/silo(s) of milk prior to loading onto a bulk milk pickup tanker and/or other raw milk supply transportation method at the dairy farm. The representative sample(s) shall travel with the bulk milk pickup tanker and/or other raw milk supply transportation method to a designated location acceptable to the Regulatory Agency.~~

~~**Record Requirements:** Results of all testing may be recorded in any format acceptable to the Regulatory Agency that includes at least the following information:~~

- ~~1. Identity of the person doing the test;~~
- ~~2. Identity of the bulk milk pickup tanker or farm bulk milk tank(s)/silo(s), milk plant raw milk tank(s) and/or silo, or other raw milk storage container(s), etc. used for the storage of raw milk supplies that have not been transported in bulk milk pickup tankers being tested*;~~
- ~~3. Date/time the test was performed (Time, Day, Month and Year);~~
- ~~4. Identity of the test performed/lot #/any and all controls (+/-);~~
- ~~5. Results of the test, if the analysis results are positive the record shall show:~~
 - ~~a. The identity of each producer contributing to the positive load;~~
 - ~~b. Who at the Regulatory Agency was notified;~~
 - ~~c. When did this notification take place; and~~
 - ~~d. How was this notification accomplished.~~
- ~~6. Follow up testing if initial test was positive/any and all controls (+/-);~~
- ~~7. Site where test was performed; and~~
- ~~8. Prior test documentation shall be provided for a presumptive positive load.~~

*~~Include the BTU number(s) of the dairy farms present on the bulk milk pickup tanker and/or all raw milk supplies that have not been transported in bulk milk pickup tankers with the above information.~~

~~SCREENING TESTS NECESSARY TO IMPLEMENT THE PROVISIONS OF APPENDIX N. FOR BULK MILK PICKUP TANKERS AND/OR ALL RAW MILK SUPPLIES THAT HAVE NOT BEEN TRANSPORTED IN BULK MILK PICKUP TANKERS:~~

~~1. Performance Tests/Controls (+/-):~~

- ~~a. Each lot of kits purchased is tested by positive (+) and negative (-) controls.~~
- ~~b. Each screening facility runs a positive (+) and negative (-) control performance test each testing day.~~
- ~~c. All NCIMS Approved Bulk Milk Pickup Tanker and/or All Raw Milk Supplies that have Not been Transported in Bulk Milk Pickup Tankers Screening Tests Include the Following Format: All presumptive positive test results shall be repeated in duplicate as soon as possible at the direction of the Regulatory Agency on the same sample with single positive (+) and negative (-) controls by a certified analyst (Official Laboratory, Officially Designated Laboratory or Certified Industry Supervisor) using the same or equivalent test (M-I 96-10, latest revision). If the duplicate tests are negative, with appropriate (+/-) control results, the bulk milk pickup tanker and/or all raw milk supplies that have not been transported in raw milk bulk milk pickup tankers is reported as negative. If one (1) or both duplicate test(s) is positive (+), the test result is reported to the Regulatory Agency in which the testing was conducted, as a screening test positive (confirmed).~~
- ~~d. All positive (+) controls used for drug residue testing kits are labeled to indicate a specific drug and concentration level for that drug.~~
 - ~~(1) For tests that have been validated and only detect Penicillin, Ampicillin, Amoxicillin and Cephapirin, the positive (+) control is Pen G @ 5 ± 0.5 ppb.~~
 - ~~(2) For test kits validated for the detection of Cloxacillin, the positive (+) control may be Cloxacillin @ 10 ± 1 ppb.~~
 - ~~(3) For test kits validated for one (1) drug residue only, the positive (+) control is $\pm 10\%$ of the safe level/tolerance of the drug residue detected.~~

~~2. Work Area:~~

- ~~a. Temperature within specifications of the test kit manufacturer's labeling.~~
- ~~b. Adequate lighting for conducting the test kit procedure.~~

~~3. Test Kit Thermometers:~~

- ~~a. Thermometer traceable to a NIST Certified Thermometer.~~
- ~~b. Graduation interval not greater than 1°C .~~
- ~~c. Dial thermometers are not used to determine the temperatures of samples, reagents, refrigerators, or incubators in milk laboratories.~~

~~4. Refrigeration:~~

- ~~a. Test kit reagent storage temperature specified by manufacturer.~~

~~5. Balance (Electronic):~~

- ~~a. 0.01 g for preparation of positive (+) controls.~~
- ~~b. Balance with appropriate sensitivity for calibration of pipetting devices within a tolerance of $\pm 5\%$. These devices may be calibrated at another location acceptable to the LEO.~~

~~6. Screening Test Sampling Requirements:~~

- ~~a. Temperature of milk in the bulk milk pickup tanker and/or all raw milk supplies that have not been transported in bulk milk pickup tankers determined and recorded.~~
- ~~b. Representative bulk milk pickup tanker and/or all raw milk supplies that have not been transported in bulk milk pickup tankers sample for drug residue testing collected.~~
- ~~c. Samples tested within seventy-two (72) hours of collection.~~

~~7. Screening Test Volumetric Measuring Devices:~~

- ~~a. Single use devices provided by kit manufacturers are acceptable for Appendix N. screening analysts.~~
- ~~b. NCIMS Certified Laboratories require calibrated pipetting/dispensing devices. These devices may be calibrated at another location acceptable to the LEO.~~
- ~~c. Measuring devices with tips bearing calibration lines provided by test kit manufacturers are acceptable for Appendix N. screening.~~

~~IV. ESTABLISHED TOLERANCES AND/OR SAFE LEVELS OF DRUG RESIDUES~~

~~"Safe levels" are used by FDA as guides for prosecutorial discretion. They do not legalize residues found in milk that are below the safe level. In short, FDA uses the "safe levels" as prosecutorial guidelines and in full consistency with CNI v. Young stating, in direct and unequivocal language, that the "safe levels" are not binding. They do not dictate any result; they do not limit FDA's discretion in any way; and they do not protect milk producers, or milk from court enforcement action.~~

~~"Safe levels" are not and cannot be transformed into tolerances that are established for animal drugs under Section 512 (b) of the FFD&CA as amended. "Safe levels" do not:~~

- ~~1. Bind the courts, the public, including milk producers, or FDA, including individual FDA employees; and~~
- ~~2. Do not have the "force of law" of tolerances, or of binding rules.~~

~~Notification, changes or additions of "safe levels" shall be transmitted via Memoranda of Information (M-Is).~~

~~V. APPROVED METHODS~~

~~Regulatory Agencies and industry shall use tests from the most recent revision of M-a-85 for analysis of bulk milk pickup tankers and/or all raw milk supplies that have not been transported in raw milk bulk milk pickup tankers for Beta lactam residues, following the testing procedures specified in Section III of this Appendix. AOAC First Action and AOAC Final Action methods are accepted in accordance with Section 6 of this Ordinance. Drug residue detection methods shall be evaluated at the safe level or tolerance. Regulatory action based on each test kit method may be delayed until the evaluation is completed and the method is found to be acceptable to FDA and complies with the provisions of Section 6 of this Ordinance.~~

~~One (1) year after test(s) have been evaluated by FDA and accepted by the NCIMS for a particular drug or drug family, other unevaluated tests are not acceptable for screening milk. The acceptance of evaluated tests does not mandate any additional screening by industry with the evaluated method.~~

~~APPENDIX O. VITAMIN FORTIFICATION OF FLUID MILK PRODUCTS~~

~~PROCESS/METHODS OF VITAMIN ADDITION~~

~~Vitamin fortification can be accomplished by the addition of vitamins at many different points in the processing system, preferably after separation, including the pasteurizing vat, to the HTST constant level tank, or on a continuous basis into the pipeline after standardization and prior to pasteurization in accordance with the manufacturer's recommendations. Both batch addition and addition with metering pumps can be used. The batch procedure requires accurate measurement of the volume of milk to be fortified, accurate measurement of the vitamin concentrate, and proper mixing. When a vitamin metering pump(s) is used with an HTST or HHST unit the pump(s) shall be installed so as to be activated only when the unit is in forward flow. The addition of vitamins shall be accomplished prior to pasteurization in accordance with the manufacturer's recommendations.~~

~~The problem of under fortification is often related to the point in the system where fortification takes place. Vitamins A and D are fat soluble and will gradually become more concentrated in the milk fat portion of the milk. Both oil and water base vitamins are susceptible to this migration problem.~~

~~If vitamins are added in the proper amount before separation and standardization, and the product is separated and standardized, then the low fat product will tend to be under fortified and the high fat product over fortified. Water soluble vitamin concentrates can minimize this problem if vitamins are added before separation. Processors who use this procedure should perform confirmatory assays to ensure proper fortification levels of each product.~~

~~Many HTST systems are now being used with in line fat standardization, which also makes possible switching, without stopping, from milk and milk products being fortified with Vitamin D to those being fortified with both A and D. These systems require metered injection of the proper vitamins at a point after standardization and before pasteurization. Sanitary positive-displacement pumps are available for this purpose.~~

~~There are two (2) types available:~~

- ~~1. The first is a piston type metering pump without valves. It is equipped with a micrometer, which allows accurate and reproducible amounts of vitamins to be added based on the rate of product flow through the system.~~
- ~~2. The other type is a peristaltic pump that offers precise control. This precise control is possible since the volume can be controlled by the tubing size and the pump speed. This system simplifies cleaning, since only the tube is in contact with the vitamin concentrates.~~

~~These pumps have a history of reproducibility and reliability. All metering pumps should be designed to conform with this Ordinance.~~

~~The recommended injection point is after separation and prior to homogenization. This allows the homogenization process to distribute the vitamins throughout the milk. A check valve is recommended to prevent milk from contaminating the vitamin concentrate.~~

~~Separate pumps, tubing and check valves are recommended when multiple types of vitamin concentrates are injected. (Refer to Figure 58.)~~

~~Pumps should be calibrated based on the pasteurization system flow rate. If flow rates change for different milk products, additional vitamin pumps may be needed. Re-calibration of the metering pumps is not recommended without verifying the accuracy. Routine calibration of metering pumps is recommended. The following are recommended to achieve desired vitamin fortification levels:~~

- ~~1. Management shall be committed to proper fortification and concerned with both over and under levels.~~
- ~~2. Design the system correctly for proper addition in which concentrate is added after standardization and before pasteurization.~~
- ~~3. Written procedures and training should be provided to all employees responsible for vitamin fortification for each milk and milk product to be fortified. These procedures should focus on milk or milk product start-up and milk or milk product change-over.~~
- ~~4. Maintain accurate records of vitamins used and milk and milk products produced, checked daily against theoretical use. Care should be taken that adequate fortification of small run milk or milk products like skim milk is not masked by much larger volumes of reduced fat (2%) or other partly skimmed milk products.~~

~~METERING PUMPS~~

~~Use an accurate, sanitary, positive-displacement metering pump with a scheduled cleaning procedure after use. For batch addition, use only accurate, calibrated measuring devices, such as plastic graduated cylinders, or pipettes. Measuring devices should be sized to the amount of concentrate added, i.e., if 8 mL is added, a 10 mL graduated cylinder would be appropriate. Measuring devices should be rinsed with the milk or milk product being fortified to insure no residual concentrate is left.~~

~~Use a check-valve on the injection line to prevent milk or milk product from being pushed back into the line. This depends on the pump displacement.~~

~~Check the meter calibration regularly, including both the pump and the tubing, by determining delivery rate accuracy. Use only properly calibrated tubing for peristaltic pump systems and replace the tubing regularly.~~

~~Storage vessels used for supplying vitamin concentrate to metering pumps should be emptied on a regular basis. A regular systematic cleaning and sanitizing schedule shall be maintained for these vessels, pumps and tubing.~~

~~Vitamin concentrates should be stored and held in accordance with the manufacturer's recommendations for maximum shelf life.~~

~~Vitamin metering pumps should be interwired with the flow divert and recycle valves to prevent operation during divert and/or recycle flows.~~

~~Analyze finished products regularly. Results should be reported in International Units (I.U.)/Quart. Because of the sensitivity and difficulty in performing these tests, it is necessary to procure the services of a competent laboratory; one that is familiar with the handling and testing of vitamin fortified dairy products.~~

~~Care shall be taken when reprocessing reclaimed product so vitamin A and/or D levels do not exceed the label claims by more than 150%.~~

~~GOOD MANUFACTURING PRACTICES~~

~~Good manufacturing practices require that the vitamin A and D levels be in compliance with 21 CFR 131.110 states: “(b) Vitamin addition (Optional). (1) If added, vitamin A shall be present in such quantity that each quart of the food contains not less than 2000 I.U. thereof within limits of good manufacturing practices. (2) If added, vitamin D shall be present in such quantity that each quart of the food contains 400 I.U. thereof within limits of good manufacturing practice.”~~

~~For the purpose of label claims, compliance for nutritional labeling of food 21 CFR 101.9 applies, and states:~~

~~(3) (i) Class I. Added nutrients in fortified or fabricated foods; and~~

~~(4) (i) Class I vitamins, mineral, protein, dietary fiber, or potassium. The nutrient content of the composite is at least equal to the value for that nutrient declared on the label.~~

~~Therefore, if added, the acceptable range for vitamins A and D, in the standardized milk products listed in 21 CFR, 131.110 Milk, 131.111 Acidified Milk, 131.112 Cultured Milk, 131.127 Nonfat Dry Milk Fortified with Vitamin A and D (vitamin addition not optional), 131.200 Yogurt, 131.203 Lowfat Yogurt, and 131. 206 Nonfat Yogurt are as follows:~~

~~* 100% – 150% of label claims = (400 – 600 I.U. per quart for vitamin D and 2000 – 3000 I.U. per quart for vitamin A)~~

~~*Within method variability~~

~~Fluid milk products found below 100% or above 150% of the required values or label claims should be resampled and the cause of the problem determined.~~

~~Additionally, 21 CFR 130.10 Requirements for foods named by use of a nutrient content claim and a standardized term states: "That nutrients must be added to the food to restore nutrient levels so that the product is not nutritionally inferior to the standardized food for products which combine a nutrient content claim, i.e., lowfat, non fat, or reduced fat, with a standardized term, i.e., milk, sour cream, eggnog." Therefore, vitamins A and D shall be added to dairy products from which fat has been removed; such as, reduced fat, lowfat, and nonfat dairy products, in an amount necessary to replace the amount of these vitamins lost in the removal of fat.~~

~~TESTING METHODS~~

~~Test methods used for the detection of vitamins A and/or D shall be acceptable to FDA or other official methodologies that give statistically equivalent results to the FDA methods. Vitamin analysis shall be conducted in a laboratory accredited by FDA and acceptable to the Regulatory Agency. (Refer to M-a-98, latest revision, for the specific milk and/or milk products that have FDA validated and NCIMS accepted test methods for vitamins.)~~

~~TYPE OF CONCENTRATES AVAILABLE~~

~~A number of different types of concentrates are available. All contain vitamin D and/or vitamin A palmitate with a carrier consisting of any of the following: butter oil, corn oil, evaporated milk, non fat dry milk, polysorbate 80, propylene glycol and glycerol monooleate. It is best to store all concentrates under refrigeration unless manufacturer's directions indicate otherwise. To achieve adequate dispersion, viscous concentrates should be brought to room temperature before addition.~~

~~NEED FOR ADDITION~~

~~Vitamin A is fat soluble. It will dissolve when mixed with fat and will not dissolve in water. For this reason, Vitamin A is found in whole milk and to a lesser degree in low fat and absent in non-fat milk, unless these products are fortified.~~

~~Vitamin D is the major regulator of calcium absorption in the intestine. Fortification of fresh milk with Vitamin D is acknowledged to have virtually eliminated rickets in milk drinking children. Since normal levels of Vitamin D are necessary for optimal calcium absorption in children, it is also known that these levels are required as one increases in age. It has been associated with reducing the incidence of osteoporosis in premenopausal women.~~

~~Vitamin A performs many functions. One is to enable the retina of the eye to respond to dim light. Deficiency of Vitamin A produces night blindness. Vitamin A is also involved in the ability of the eye to discern color.~~

~~Excessive levels of Vitamins A and D in fluid milk can be a potential threat to public health. Over fortification with levels of Vitamin A over 6,000 I.U. and Vitamin D over 800 I.U. in fluid milk should be referred to FDA for a health hazard review.~~

~~PROBLEMS INVOLVED WITH FORTIFICATION~~

~~Milk and milk products that contain a large proportion of fat are relatively good dietary sources of Vitamin A, but as is the case with other natural foods, the Vitamin D content of unfortified milk is quite low. As with other milk components, Vitamin A and D levels are affected by breed, season, diet, lactation and in the case of Vitamin D, animal exposure to sunlight.~~

~~In general, when lactating animals are transferred from pasture to winter rations in the fall, a decline in the Vitamin A and D levels can be expected in the raw milk. This occurs slowly through the winter season until the animals are once more on pasture in the spring. With the proper selection of feed and diet concentrates this effect can be kept to a minimum. Natural levels of Vitamin A range from 400 I.U. in winter to 1200 I.U. in summer, and Vitamin D, 5 I.U. in winter to 40 I.U. in summer. These are approximate ranges to indicate possible seasonal variations. Because of seasonal and other variations in natural vitamin levels it is necessary to monitor the level of fortification to assure that levels are within good manufacturing practices.~~

~~Vitamin concentrate potency degrades with time. Concentrates should be stored in accordance with manufacturer's recommendation to maintain label potency. Vitamin concentrate potency should be verified by the vitamin supplier.~~

~~Vitamin D is very stable in homogenized whole milk and is not affected by pasteurization or other processing procedures. Vitamin D in fortified homogenized whole milk will remain~~

constant with little or no loss of vitamin potency during long periods of proper storage. No loss of vitamin D will be experienced under normal shelf life periods.

Vitamin A and D fortified skim milk products are subject to decreases in vitamin A, because the vitamin is no longer protected by fat as it is in whole milk. In fluid skim or low fat milk, added vitamin A deteriorates gradually during normal storage of the milk at 4.5°C (40°F) in the dark but is destroyed rapidly when the milk is exposed to sunlight in transparent glass bottles or translucent plastic containers. The photo destruction of added vitamin A is dependent on the intensity and wave length of light and the milk source. The use of amber or brown glass bottles, pigmented plastic containers formulated with specific light barriers and colored paper cartons retard this destruction. Vitamin A losses in reduced fat milk (2%) from five (5) dairy plants ranged from 8% to 31% when they were exposed to 200 foot candles (220 lux) of fluorescent light for twenty four (24) hours in opaque plastic containers. Use of pigmented containers or gold shields over fluorescent tubes practically eliminated these losses.

NOTE: Figure 58 details a two (2) speed vitamin fortification installation using two (2) pumps and two (2) vitamin concentrate sources. This enables changing from different vitamin concentrates and different speed pumps via the adjustment of three-way valves.

Recommendations:

1. Use a sanitary check valve(s) to separate milklines from vitamin concentrates.
2. All milk or milk product contact surfaces should be of a sanitary design, easily cleanable and available for inspection.

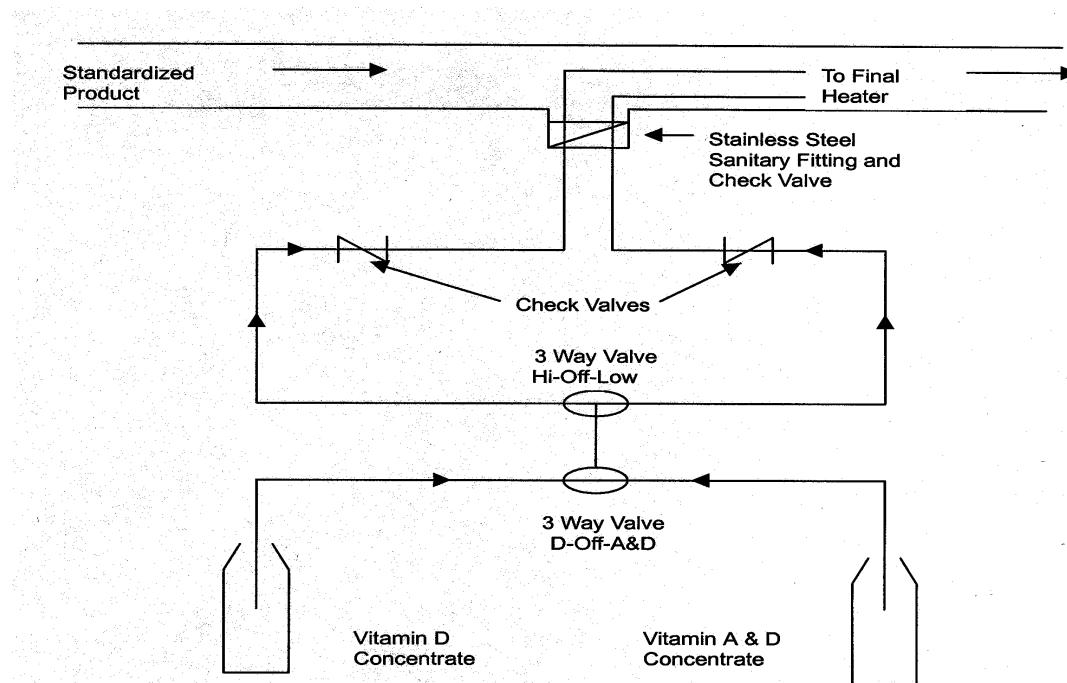


Figure 58. Vitamin Fortification

~~APPENDIX P. PERFORMANCE BASED DAIRY FARM INSPECTION SYSTEM~~

~~PREFACE~~

~~A performance-based inspection system is an option to the traditional routine inspection frequency of at least once every six (6) months on Grade “A” dairy farms. This option provides Regulatory Agencies with a choice. For some Regulatory Agencies, inspecting every farm routinely twice a year may provide effective regulatory oversight and make efficient use of inspection resources. For other Regulatory Agencies, an optional system, which determines routine farm inspection frequency based on producer milk quality and inspection performance may be more desirable, equally effective, and make the most efficient use of limited inspection resources. The overall inspection effort devoted to a performance-based farm inspection system may be more or less than the traditional inspection system, which requires a routine inspection at least once every six (6) months per farm.~~

~~INSPECTION INTERVAL AND CRITERIA~~

~~Dairy farms shall be categorized at least every three (3) months using the previous twelve (12) month farm inspection and milk quality data. The following criteria shall be used to categorize farms into four (4) inspection intervals as defined below:~~

~~MINIMUM ONE (1) YEAR INSPECTION INTERVAL (ONE (1) INSPECTION EACH TWELVE (12) MONTHS):~~

~~All criteria below shall have been met for the previous twelve (12) months:~~

- ~~1. No more than one (1) sample with a SPC >25,000, but less than 100,000;~~
- ~~2. All Somatic Cell Count (SCC) samples \leq 500,000;~~
- ~~3. No cooling temperature violations;~~
- ~~4. No drug residue violations;~~
- ~~5. No “critical control point” violations observed during farm inspections. Critical violations are identified on FORM FDA 2359a DAIRY FARM INSPECTION REPORT as:~~
 - ~~a. 10-Cleaning and 11-Sanitization;~~
 - ~~b. 15(d) Drugs properly labeled and 15(e) Drugs properly used and stored; and~~
 - ~~c. 18-Cooling (Significant Violations);~~
- ~~6. No violation that creates a substantial risk of adulteration or an imminent health hazard;~~
- ~~7. No more than five (5) violations documented on any inspection sheet;~~
- ~~8. No consecutive inspection violations on any inspection item;~~
- ~~9. No record of suspended permit, certification or license due to inspection, milk quality or drug residue deficiencies; and~~
- ~~10. Bacteriologically safe water supply at the time of categorization.~~

~~**NOTE:** Farms in this category who are re-categorized to a six (6) month inspection interval for a single violation of one (1) milk quality parameter (SCC > 500,000 or cooling temperature~~

~~violation) may be re-categorized to the one (1) year inspection interval if all ten (10) criteria listed above are met for the next six (6) months.~~

~~MINIMUM SIX (6) MONTH INSPECTION INTERVAL (ONE (1) INSPECTION EACH SIX (6) MONTHS):~~

~~All criteria below shall have been met for the previous twelve (12) months:~~

- ~~1. May have more than one (1) sample with SPC >25,000;~~
- ~~2. May have one (1) or more SCC sample >500,000;~~
- ~~3. No more than one (1) warning letter issued due to non-compliance of two (2) out of four (4) previous official sample results for SPC and SCC;~~
- ~~4. No cooling temperature violations;~~
- ~~5. No drug residue violations;~~
- ~~6. No "critical control point" violations observed during farm inspections. Critical violations are identified on FORM FDA 2359a DAIRY FARM INSPECTION REPORT as:~~
 - ~~a. 10-Cleaning and 11-Sanitization;~~
 - ~~b. 15(d) Drugs properly labeled and 15(e) Drugs properly used and stored; and~~
 - ~~c. 18-Cooling (Significant Violations);~~
- ~~7. No violation that creates a substantial risk of adulteration or an imminent health hazard;~~
- ~~8. No more than five (5) violations documented on any inspection sheet;~~
- ~~9. No consecutive inspection violations on any inspection item;~~
- ~~10. No record of suspended permit, certification or license due to inspection, milk quality or drug residue deficiencies; and~~
- ~~11. Bacteriologically safe water supply at the time of categorization.~~

~~NOTE:~~ ~~Farms meeting the criteria for one (1) year or six (6) month inspection intervals but with less than twelve (12) months of farm inspection and milk quality history, i.e., new farms, shall be assigned to a six (6) month inspection interval.~~

~~MINIMUM FOUR (4) MONTH INSPECTION INTERVAL (ONE (1) INSPECTION EACH FOUR (4) MONTHS):~~

~~Any criteria listed below, results in the farm being placed into this inspection interval for twelve (12) months from the next re-categorization:~~

- ~~1. More than one (1) warning letter issued due to non-compliance of two (2) out of four (4) previous official sample results for SPC and SCC;~~
- ~~2. Farm conditions that caused the Regulatory Agency to take official regulatory action, i.e., warning letter, intent to suspend, reinspection, etc.;~~
- ~~3. One (1) drug residue violation;~~
- ~~4. "Critical control point" violations observed during farm inspections. Critical violations are identified on FORM FDA 2359a DAIRY FARM INSPECTION REPORT as:~~
 - ~~a. 10-Cleaning and 11-Sanitization;~~
 - ~~b. 15(d) Drugs properly labeled and 15(e) Drugs properly used and stored; and~~
 - ~~c. 18-Cooling (Significant Violations);~~

- ~~5. A violation that creates a substantial risk of adulteration or an imminent health hazard;~~
- ~~6. More than five (5) violations on any inspection; and~~
- ~~7. Unsafe water supply at the time of categorization.~~

~~MINIMUM THREE (3) MONTH INSPECTION INTERVAL (ONE (1) INSPECTION EACH THREE (3) MONTHS):~~

~~Any criteria listed below results in the farm being placed into this inspection interval for twelve (12) months from the next re-categorization:~~

- ~~1. More than one (1) drug residue violation;~~
- ~~2. Any farm suspended from the market by the Regulatory Agency during the previous twelve (12) month evaluation period for any reason other than drug residue violations; and~~
- ~~3. More than one (1) incident where violative farm conditions or milk quality parameters resulted in the Regulatory Agency taking official regulatory action, i.e., warning letter, intent to suspend, reinspection, etc.~~

NOTE: ~~The above guidelines for Grade “A” farm inspection intervals are not intended to prevent farm inspections at more frequent intervals if in the judgment of the Regulatory Agency more frequent intervals are necessary.~~

~~APPENDIX Q. OPERATION OF AUTOMATIC MILKING INSTALLATIONS FOR THE PRODUCTION OF GRADE "A" RAW MILK FOR PASTEURIZATION, ULTRA- PASTEURIZATION, ASEPTIC PROCESSING AND PACKAGING OR RETORT PROCESSED AFTER PACKAGING~~

~~This Appendix is intended to clarify how AMIs are to be constructed, installed, perform, monitored, maintained, etc. to be considered in compliance with the *Grade "A" PMO*. It is formatted to follow the Items as outlined in Section 7. STANDARDS FOR GRADE "A" RAW MILK FOR PASTEURIZATION, ASEPTIC PROCESSING AND PACKAGING OR RETORT PROCESSED AFTER PACKAGING. Both requirements and recommendations are provided.~~

~~ITEM 1r. ABNORMAL MILK~~

~~AMIs shall have the capability to identify and discard milk from animals that are producing milk with abnormalities. Odor is currently evaluated on a farm bulk milk tank/silo basis and shall not be any different for a herd using AMI technology.~~

~~Animals producing milk with abnormalities shall be diverted to a holding pen to be milked immediately prior to the milking system being cleaned and sanitized, or the animal(s) are identified through an appropriate identification system so that their milk will be automatically excluded from the milk offered for sale, provided that the parts of the milking system that came into contact with the milk with abnormalities are immediately cleaned and sanitized.~~

~~ITEM 2r. MILKING BARN, STABLE OR PARLOR - CONSTRUCTION~~

~~The AMI milker box shall be treated the same as any other milking parlor. The goal is a clean environment in which to milk animals. All ventilation air shall come from outside the cattle housing area. The AMI should be located to provide a clean access for all personnel.~~

~~ITEM 3r. MILKING BARN, STABLE OR PARLOR - CLEANLINESS~~

~~The AMI milker box shall be kept as clean as any milking and equipment cleaning area. It is recommended that the milking platform be regularly flushed with water to remove any manure that may have accumulated.~~

~~ITEM 9r. UTENSILS AND EQUIPMENT - CONSTRUCTION~~

~~AMIs are the same as any other milking system from a sanitary construction and installation standpoint and shall meet the same standards as a conventional milking system in respect to construction, installation, inspectability, the fit and finish of the milk product contact surfaces, etc.~~

~~ITEM 10r. UTENSILS AND EQUIPMENT – CLEANING~~

~~AMIs are a continuous milking system and shall be shut down to clean at an interval sufficient to prevent the milking system from building up with soils. It is recommended that this interval not to exceed eight (8) hours.~~

~~ITEM 11r. UTENSILS AND EQUIPMENT – SANITIZATION~~

~~AMIs shall be sanitized after each cleaning and/or before each use, as is the case with any other milking system.~~

~~ITEM 12r. UTENSILS AND EQUIPMENT – STORAGE~~

~~AMIs shall have positive air ventilation systems in operation whenever the milking system is being cleaned and/or sanitized. The air for this ventilation system shall come from outside the cattle housing area and shall be as clean and dry as practical. This positive air ventilation system shall also run during milking if needed to minimize odors, moisture and/or for pest control.~~

~~ITEM 13r. MILKING – FLANKS, UDDERS AND TEATS~~

~~AMI manufacturers shall submit data to FDA to show that the teat prepping system employed in their milking system is equivalent to Item 13r., ADMINISTRATIVE PROCEDURES #4 of this Ordinance: “Teats shall be treated with a sanitizing solution just prior to the time of milking and shall be dry before milking.” Each AMI installer shall provide the dairy producer and the Regulatory Agency with a copy of this FDA acceptance, including a detailed description of the accepted equivalent procedure. Each dairy producer shall keep a copy of the accepted teat prep protocol along with the appropriate AMI manufacturer’s teat prep protocol verification procedures on file at the dairy farm.~~

~~ITEM 14r. PROTECTION FROM CONTAMINATION~~

~~The teat cups (inflations) of the milking cluster shall be adequately shielded, or variations may be individually evaluated and found to also be acceptable by FDA and the Regulatory Agency, during the teat prepping process to assure that contaminants shall not enter through the teat cups and get into the milk.~~

~~AMIs are designed to automatically shift from milking to cleaning/sanitizing positions; therefore, adequate separation of milk and CIP solution shall be provided to minimize the risk of cross contamination of milk with cleaning and/or sanitizing solutions. A fail safe valve system providing protection equivalent to an inter wired block and bleed valve arrangement, as referenced in Item 14r of this Ordinance, shall be located as needed to prevent cross contamination. Separation shall be provided between milk with abnormalities and milk intended for sale, and between cleaning/sanitizing solutions and milk intended for sale.~~

~~Each dairy producer shall keep a copy of the AMI manufacturer’s testing verification procedures for the fail safe valve systems on file at the dairy farm.~~

~~AMIs, which have a wash line extending into the wash vat that is continuously connected to the milking system, shall have a valving arrangement that provides for an air break equal to the diameter of the wash line.~~

~~ITEM 18r. RAW MILK COOLING~~

~~For AMIs the raw milk for pasteurization, ultra pasteurization, aseptic processing and packaging or retort processed after packaging shall be cooled to 10°C (50°F) within four (4) hours or less after starting the milking operation and the milk shall be cooled within two (2) more hours to 7°C (45°F). The milk in the farm bulk milk tank/silo shall not exceed 7°C (45°F) after that time. Farm bulk milk tank/silo recording thermometers are recommended if not already required by this Ordinance.~~

APPENDIX R. DETERMINATION OF TIME/TEMPERATURE CONTROL FOR SAFETY MILK AND/OR MILK PRODUCTS

The Institute of Food Technologists (IFT) prepared and submitted a report as part of a contract with FDA that contains responses to various questions posed by FDA about potentially hazardous food (PHF). IFT reviewed the evolution of the term, PHF, and recommended a change to time/temperature control for safety (TCS) food, as well as a science-based framework for determining the effectiveness of processing technologies that formulate a food.

The report examines intrinsic factors; such as, a_w , pH, redox potential, natural and added antimicrobial and competitive microorganisms, and extrinsic factors; such as, packaging, atmospheres, storage conditions, processing steps and new preservation technologies that influence microbial growth. The report also analyzes microbial hazards related to time/temperature control of foods for safety.

IFT developed a framework that could be used to determine whether a food is a TCS or not. Part of the framework, applicable to Grade "A" milk and milk products, includes two tables that consider the interaction of pH and a_w in milk and milk products, whether the milk or milk product is pasteurized and subsequently packaged (Table A), or not pasteurized or pasteurized but not packaged (Table B). When further product assessment (PA) is required, the application of microbiological challenge testing (inoculation studies) is discussed along with pathogen modeling programs and reformulation of the milk and/or milk product. An extensive reference list is included in the report.

TCS food is defined in terms of whether or not it requires time/temperature control for safety to limit pathogen growth or toxin formation. The definition does not address foods that do not support growth but may contain a pathogenic microorganism or chemical or physical food safety hazard at a level sufficient to cause foodborne illness or injury. The progressive growth of all foodborne pathogens is considered whether slow or rapid.

The definition of TCS takes into consideration a_w , pH, a_w and pH interaction, pasteurization and subsequent packaging for a relatively simple determination of whether the food requires time/temperature control for safety. If a milk or milk product is pasteurized to eliminate pathogenic vegetative cells, it needs to be addressed differently than a raw product or a raw product subjected to inadequate heating. In addition, if a milk or milk product is packaged after pasteurization to prevent re-contamination, higher ranges of pH and/or a_w can be tolerated because spore-forming bacteria are the only microbial hazards of concern. Milk and milk products shall be protected from contamination in an area with limited access and packaged at a temperature in compliance with the *Grade "A" PMO* requirements. In some milk or milk products, it is possible that neither the pH value nor the a_w value is low enough by itself to control or eliminate pathogen growth; however, the interaction of pH and a_w may be able to accomplish it. This is an example of a hurdle technology. Hurdle technology is utilized when several inhibitory factors are used together to control or eliminate pathogen growth that would otherwise be ineffective when used alone.

Another important factor to consider is combination products. A combination product is one (1) in which there are two (2) or more distinct food components, and an interface between the two (2) components may have a different property than either of the components present. Determine whether the food has distinct components; such as, cottage cheese curd with fruits and/or vegetables to be added and the creaming mixture, or does it have a uniform consistency; such as,

~~the cottage cheese creaming mixture or plain yogurt. In these products, the pH at the interface is important in determining if the item is a TCS milk or milk product.~~

~~Appropriate evidence acceptable to FDA; such as other published scientific research and/or an inoculation study should be used to determine whether a food can be held without time/temperature control when:~~

- ~~1. Combination products are prepared; or~~
- ~~2. Other extrinsic factors (packaging/atmospheres) or intrinsic factors (redox potential, salt content, antimicrobials, etc.) found in the food are used to control or eliminate pathogen growth.~~

~~Before using Tables A and B, which are included in the definition of Time/Temperature Control for Safety of Milk and/or Milk Products of this Ordinance, in determining whether a milk or milk product requires TCS, answers to the following questions should be considered:~~

- ~~1. Is the intent to hold the milk or milk product without using time or temperature control? If the answer is “No”, no further action is required. The decision tree is not needed to determine if the item is a TCS milk or milk product.~~
- ~~2. Is the milk or milk product raw or heat treated, or is the milk or milk product pasteurized?~~
- ~~3. Does the Grade “A” PMO already require TCS for the milk or milk product?~~
- ~~4. Does a product history with good scientific rationale exist indicating a safe history of use?~~
- ~~5. Is the milk and/or milk product processed and packaged so that it does not require TCS; such as, aseptically processed and packaged Grade “A” low acid milk and/or milk products and/or retort processed after packaged Grade “A” low acid milk and/or milk products?~~
- ~~6. What is the a_w and pH of the milk or milk product in question using laboratory results accepted by FDA.~~

~~A milk or milk product designated PA (further product assessment required) in either Table A or B should be considered TCS until sufficient information is provided to demonstrate the safety of the product. The PA shall be an evaluation of the milk or milk product group’s ability to not support pathogenic growth. Means to evaluate this assessment include (but are not limited to): literature review of similar milk products, inoculation studies, expert risk assessment, and/or Regulatory Agency assessment.~~

~~A milk or milk product designated PA (further product assessment required) in either Table A or B should be considered TCS until sufficient information is provided to demonstrate the safety of the product. The PA will be an evaluation of the product or product group’s ability to not support pathogenic growth. Means to evaluate this assessment include (but are not limited to): literature review of similar products, inoculation studies, expert risk assessment, and/or state regulatory assessment.~~

~~INSTRUCTIONS FOR USING TABLES A AND B~~

- ~~1. Does the operator want to hold the milk or milk product without using time or temperature control?~~
 - ~~a. No: Continue holding the milk or milk product at 7°C (45°F) or less as required in the Grade “A” PMO.~~

- ~~b. Yes: Continue using the decision tree to identify which table to use to determine whether TCS is required.~~
 - ~~2. Is the milk or milk product pasteurized?~~
 - ~~a. No: The milk or milk product is either raw or heat treated. Proceed to Step #3.~~
 - ~~b. Yes: The milk or milk product is pasteurized to the required minimum time and temperature for the milk or milk product as specified in the definition of Pasteurization of this Ordinance. Proceed to Step #4.~~
 - ~~3. Is the milk or milk product treated using some other method equivalent to pasteurization?~~
 - ~~a. No: The milk or milk product is raw or heat treated, which may allow vegetative cells and spores to survive. Proceed to Step #6.~~
 - ~~b. Yes: If another method equivalent to pasteurization is used to destroy pathogens; such as, irradiation, high pressure processing, pulsed light, ultrasound, inductive heating, etc., the new technology shall have been recognized by FDA as providing milk or milk product safety equal to pasteurization, and the effectiveness of the process shall be demonstrated by sufficient evidence or other means. Proceed to Step #5.~~
 - ~~4. Is it packaged to prevent re-contamination?~~
 - ~~a. No: Re-contamination of the product can occur after pasteurization because it is not immediately packaged. Proceed to Step #6 and use Table B.~~
 - ~~b. Yes: If the milk or milk product is packaged immediately after pasteurization to prevent re-contamination, higher ranges of a_w and/or pH can be tolerated because spore forming bacteria are the only microbial hazard. Proceed to Step #6 and use Table A.~~
 - ~~5. Further PA or plant documentation required.~~
 - ~~a. The manufacturer of this product may be able to supply evidence acceptable to FDA that indicate the milk or milk product can be safely held without TCS.~~
 - ~~b. Milk and milk products prepared or processed using new technologies may be held without time/temperature control provided the new technology has been recognized by FDA as providing milk or milk product safety equal to pasteurization and provided the effectiveness of the use of such technologies is based on evidence accepted by FDA.~~
 - ~~6. Using the milk or milk product's processing parameters, known a_w and/or pH values, position the milk or milk product in the appropriate table.~~
 - ~~a. Choose the column under "pH Values" that contains the pH value of the milk or milk product in question.~~
 - ~~b. Choose the row under " a_w Values" that contains the a_w value of the milk or milk product in question.~~
 - ~~c. Note where the row and column intersect to identify whether the milk or milk product is Non-TCS and therefore does not require time/temperature control, or whether further PA is required. Other factors; such as, redox potential, competitive microorganisms, salt content or processing methods, may allow the product to be held without time/temperature control; however, evidence acceptable to FDA is required.~~
 - ~~7. Use Table B for milk or milk products that are not pasteurized or pasteurized but not immediately packaged, where both pathogenic spores and vegetative cells may be a concern, or use Table A for milk and milk products that are pasteurized and immediately packaged, where only pathogenic spores are of concern.~~
 - ~~8. Determine if the milk or milk product is Non-TCS or needs further PA.~~

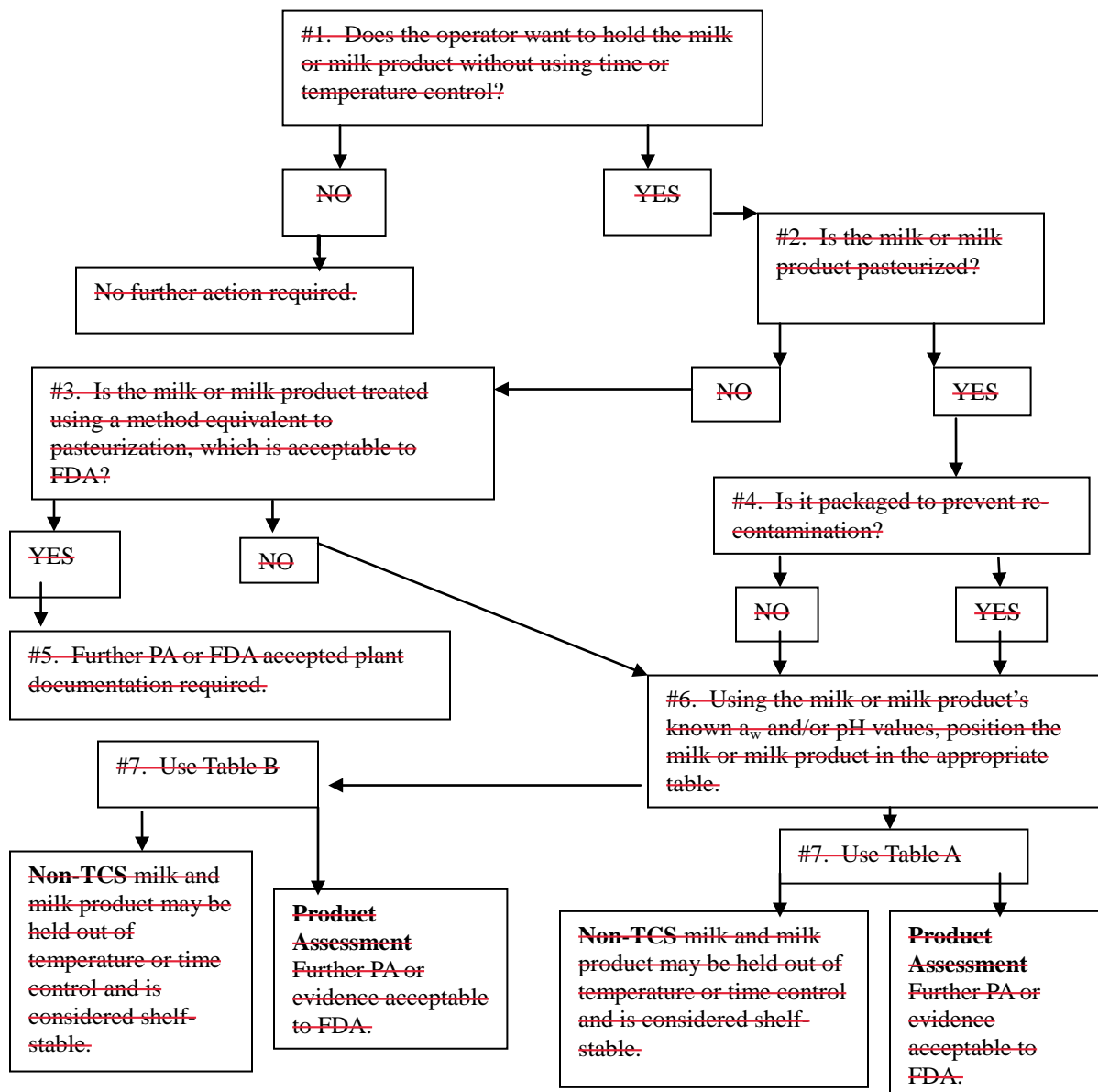


Figure 59. Decision Tree for Using pH, a_w , or the Interaction of pH and a_w to Determine if a Milk or Milk Product Requires Time/Temperature for Safety

Source Document: Evaluation and Definition of Potentially Hazardous Foods, IFT, 2001 available at <http://www.fda.gov/comm/ift4exec.html>.

~~**APPENDIX S. ASEPTIC PROCESSING AND PACKAGING PROGRAM AND RETORT PROCESSED AFTER PACKAGING PROGRAM**~~

~~The Aseptic Processing and Packaging Program is designed to include all Grade “A” low acid (21 CFR Part 113) aseptically processed and packaged milk and/or milk products.~~

~~The Retort Processed after Packaging Program is designed to include all Grade “A” low acid (21 CFR Part 113) retort processed after packaged milk and/or milk products.~~

~~**NOTE:** Retort processed after packaging low acid milk and/or milk products as addressed in the definition of Milk Products of this *Ordinance* shall be considered to be Grade "A" milk and/or milk products if they are used as an ingredient to produce any milk and/or milk product defined in the definition of Milk Products of this *Ordinance*; or if they are labeled as Grade “A” as described in Section 4 of this *Ordinance*.~~

~~Inspections of a milk plant or portion of a milk plant that is IMS listed to produce aseptically processed and packaged low acid milk and/or milk products and/or retort processed after packaged low acid milk and/or milk products shall be conducted by the Regulatory Agency in accordance with this *Ordinance* and the information provided below at least once every six (6) months. The milk plant’s APPS or RPPS, respectively, as defined by this *Ordinance*, shall be exempt from Items 7p, 10p, 11p, 12p, 13p, 15p, 16p, 17p, 18p, and 19p of this *Ordinance* and shall comply with the applicable portions of 21 CFR Parts 108, 110 and 113. The milk plant’s APPS and/or RPPS, respectively, shall be inspected by FDA, or the State Regulatory Agency when designated by FDA, in accordance with the applicable requirements of 21 CFR Parts 108, 110 and 113 at a frequency determined by FDA.~~

~~When the APPS, as defined by this *Ordinance*, is utilized to produce aseptically processed and packaged low acid milk and/or milk products and pasteurized and/or ultra pasteurized milk and/or milk products, the APPS shall be inspected and tested by the Regulatory Agency in accordance with the requirements cited in Section 7 of this *Ordinance*.~~

~~**ASEPTIC PROCESSING AND PACKAGING PROGRAM AND RETORT PROCESSED AFTER PACKAGING PROGRAM CFR/GRADE “A” PMO COMPARISON SUMMARY REFERENCE**~~

PMO, Section 7 Items	Aseptic Program/Retort Program	Authority
1p. Floors Construction	Floor drains are not required in storage rooms for aseptic processed and packaged low acid milk and/or milk products and retort processed after packaged low acid milk and/or milk products.	PMO
2p. Walls and Ceiling Construction	Ceiling requirements are exempt in aseptically processed and packaged low acid milk and/or milk products and retort processed after packaged	PMO

PMO, Section 7 Items	Aseptic Program/Retort Program	Authority
	low acid milk and/or milk products dry storage rooms. (Same as for dry milk or milk products.)	
3p. Doors and Windows	None	PMO
4p. Lighting and Ventilation	None	PMO
5p. Separate Rooms	Fabrication of containers and closures for aseptic processed and packaged low acid milk and/or milk products and retort processed after packaged low acid milk and/or milk products within the APPS and/or RPPS, respectively, is exempt.	PMO
6p. Toilet Sewage Disposal Facilities	None	PMO
7p. Water Supply*	The APPS and/or RPPS, respectively, is exempt, but shall comply with the CFR.	PMO/CFR
8p. Handwashing Facilities	None	PMO
9p. Milk Plant Cleanliness	None	PMO
10p. Sanitary Piping*	The APPS and/or RPPS, respectively, is exempt, but shall comply with the CFR.	PMO/CFR
11p. Construction and Repair of Containers and Equipment*	The APPS and/or RPPS, respectively, is exempt, but shall comply with the CFR. Paper, plastics, foil, adhesives and other components of containers and closures used in the packaging of milk and/or milk products that have been aseptically processed and packaged or retort processed after packaged are not required to comply with Appendix J of the PMO; are not required to originate from an IMS Listed Source; and are subject to the requirements of the CFR.	PMO/CFR
12p. Cleaning and Sanitizing of Containers and Equipment*	The APPS and/or RPPS, respectively, is exempt, but shall comply with the CFR.	PMO/CFR
13p. Storage of Cleaned Containers and Equipment*	The APPS and/or RPPS, respectively, is exempt, but shall comply with the CFR.	PMO/CFR
14p. Storage of Single Service Containers, Utensils and Materials	None	PMO

PMO, Section 7 Items	Aseptic Program/Retort Program	Authority
15p.(A) Protection from Contamination*	The APPS and/or RPPS, respectively, is exempt, but shall comply with the CFR.	PMO/CFR
15p.(B) Protection from Contamination – Cross Connections*	The APPS and/or RPPS, respectively, is exempt, but shall comply with the CFR. APPS and/or RPPS equipment is exempt from the separation requirements of the PMO in relationship to instrumented steam blocks between milk and milk products and cleaning and/or chemical sanitizing solutions.	PMO/CFR
16p. Pasteurization and Aseptic Processing and Packaging (A) through (D)*	The APPS and/or RPPS, respectively, is exempt, but shall comply with the CFR. The Regulatory Agency is not required to conduct the quarterly equipment testing and sealing of aseptic and/or processing equipment. Records and recording charts are not required to be reviewed during routine inspections, ratings or check ratings.	CFR
17p. Cooling of Milk and Milk Products*	The APPS and/or RPPS, respectively; aseptic processed and packaged low-acid milk and/or milk product storage; and retort processed after packed low-acid milk and/or milk product storage is exempt, but shall comply with the CFR.	PMO/CFR
18p. Bottling, Packaging and Container Filling*	The APPS and/or RPPS, respectively, is exempt, but shall comply with the CFR.	CFR
19p. Capping, Container Closure and Sealing and Dry Milk Product Storage*	The APPS and/or RPPS, respectively, is exempt, but shall comply with the CFR.	CFR
20p. Personnel Cleanliness	None	PMO
21p. Vehicles	None	PMO
22p. Surroundings	None	PMO

~~* **NOTE:** In areas of the milk plant where these Items are dedicated only to the APPS and/or RPPS, respectively, as defined by this Ordinance, these Items shall be inspected and regulated in accordance with the applicable FDA regulations (21 CFR Parts 108, 110 and 113).~~

~~INDEX~~

	<u>Page</u>
3-A Sanitary Standards	49, 73, 146, 221, 246, 255
Abnormal milking equipment and utensils	35
Abnormalities of Milk, definition	1
Accelerated Sampling	17, 211, 212
Acidified Sour Cream, definition	360
temperature exception	112, 113, 115
Adulterated milk and milk products	
impounding	14
insecticides	1, 35
prevention of, by added water (HTST)	103
sale of	1, 14, 28, 35, 128, 224
Agitation, sampling	31, 140, 141
Air	
agitation	53, 55, 82, 246
curtains	64
for drying equipment	243
gap	67, 87, 248
under pressure	53, 55, 83, 160, 221, 243-250, 343
Airspace	
heating	94, 95, 111, 253
thermometers	95, 107, 257, 286, 290, 291
Animal disease control	126, 137
Animal drug labeling	56, 57
Animals other than cows in milking area	36
Appendix N-Drug Residue Testing	363-374
Aseptic	
Processing and Packaging, definition	1, 89, 130, 390-392
Processing and Packaging System (APPS), definition	1, 390-392
labeling	8, 18, 20
process authority	2, 12
sampler-farm bulk milk tank and/or silo	26, 28, 29, 140, 141, 143
sampler-milk tank truck	26, 28, 29, 142, 363
Automatic Milking Installations (AMIs), definition	2, 35, 383
Bacterial counts	
3-out-of-5 compliance	28, 211
commingled milk	26, 33
containers, multi-use	77
containers, single-service	77, 318
cultured products	33, 34
enforcement procedures	28, 211
frequency	26
laboratory techniques	30
pasteurized milk and milk products	27, 33, 34
raw milk for pasteurization	26, 33
sampling	26
Bacterial tests	
milk and milk products	29-31
raw milk for pasteurization	29-31
Bactericidal efficiency	181
Boiler Feed Water Additives	
21 CFR 173.310	251, 360

Booster pump	
determining maximum pressures.....	302-304
general.....	104, 106, 111, 186, 229, 234, 266-277, 302-304, 306, 307
impeller identification.....	105
pressure switches to control.....	111, 301-307, 332, 334
time delay relays to control.....	104, 106, 306, 307
wiring.....	104, 106, 186, 234, 271, 306, 307
Bottling and packaging.....	119
Bulk holding/cooling tanks, farm.....	40, 44, 59
Bulk milk dispensers.....	128
Bulk Milk Hauler/Sampler, definition.....	2, 26, 50, 138
qualifications.....	139
training.....	139
Bulk Milk Pickup Tanker, definition.....	2
drug residue screening.....	363
evaluation procedures.....	139
inspection.....	20, 22, 144
labeling requirements.....	18
permit.....	15
permit reciprocity.....	144
Bulk milk sampling.....	31, 138
Bulk milk storage, milk plant.....	74
Buttermilk, definition.....	2, 32, 34, 112
Capping machines.....	121
Caps and closures.....	72, 80
storage.....	80
Cattle diseases.....	35, 124, 137
Ceilings	
milk plant.....	63
milkhouse.....	39
milking barn or parlor.....	36
Certified	
brucellosis free area.....	124
copies of <i>Ordinance</i>	vi
industry inspection.....	24
Milk Sanitation Rating Officer (SRO).....	5, 11, 129, 130, 131, 169, 347
Milk Sampling Surveillance Officer (SSO).....	3, 6, 24, 138, 142
delegated Milk Sampling Surveillance Officer (dSSO).....	3, 6, 138
Single Service Containers or Closures (SSCC) Manufacturers.....	337
thermometers.....	140, 284, 373
Charts	
cleaning.....	76, 262
flow rate recording.....	108
pasteurization.....	107, 258, 259
recording thermometer.....	30, 59, 96, 101, 258, 259, 262
Chemical examinations, milk.....	26, 33
Chemical sanitizers.....	50, 74, 213
Chemical standards, milk.....	33
Chemical, bacteriological, and temperature standards.....	33
Chlorine	
hypochlorite.....	178
Clean, definition.....	2
Clean-in-Place (CIP), Cleaning definition.....	2
Cleaning	
boil out.....	215
circulation.....	215

dry cleaning.....	218
drying and dry product equipment	214
evaporators and condensers	214
facilities	45, 69, 214
flanks, udders and teats	52
high pressure pump and high pressure lines.....	216-218
mechanical sifters.....	73, 219-221
milk tank trucks.....	146
spray cleaning.....	215-217
storage bins.....	65, 75, 215, 221, 343
storage tanks.....	49, 74
transport tanks.....	146
utensils and equipment.....	49, 74
wet cleaning of dryers	221
Cleanliness	
clothing.....	58, 122
cowyard.....	38
equipment.....	47, 74
hands.....	57, 69
milk plant.....	69
milk stools.....	37, 38
milking barn.....	37
milking barn floors.....	37
milking barn gutters.....	37
milking barn walls and ceilings.....	37
milking parlor.....	37
personnel.....	57, 122
sureingles.....	37, 38
surroundings.....	60, 123
toilet.....	45, 66
vehicles.....	123, 145
Close-coupled valves.....	95
Cloth collector systems	74
Code of Federal Regulations (CFR)	2, 8, 12, 14, 18, 21, 51, 61, 73, 76, 89, 91, 130, 251, 345, 353, 360, 377, 390
Cold storage room.....	64
Coliform counts	
condensed milk.....	34
condensed whey	34
containers	77, 78, 339
dry whey.....	34
milk and milk products.....	33, 34
nonfat dry milk.....	34
water supply	223
Common Name, definition	3
Computer	
cleaning records	74
controllers.....	266
inspection records.....	26
logic diagrams	273-277
pasteurization control criteria	266
terms, defined	267
Concentrated (Condensed) Milk and/or Milk Products, definition.....	3
container closure, sealing, and storage	121
cooling.....	34, 112
packaging and container filling	121
protection from contamination	81

Whey, definition	14, 361
Condensation diverting aprons	72, 120
Condensed and dry milk products from points beyond limits of routine inspection	129
Condensing water	68, 184
Construction	
cleaning solution lines	47, 53, 70, 72
CIP cleaned pipelines	40, 41, 48, 70, 76
milk contact surfaces	47, 71
milk pipelines	47, 53, 70
milk plant	61
milking barn, stable or parlor	36
milkroom	39
separation of products and solution lines	53, 81
wash vats	40, 42, 45
water supplies	46, 67, 169
water system	46, 67, 169
Containers	
aseptic	65, 73
bacterial counts	77, 78, 339
cleaning	49, 74
closure, sealing, and storage	121, 343
construction of multi-use	47, 71
efficiency of sanitization	77, 79, 181, 183
filling	18, 71, 119
multi-use plastic	73, 77, 78
protected from contamination	53, 81
sanitizing	50, 74, 213
single-service	72, 77, 79, 80, 316
single-service, bacterial counts	78, 339
storage	51, 80
Convalescent pens	36, 158
Coolers	
refrigerants	58, 117, 140, 142, 145
surface	116
Cooling Pond, definition	3
Cooling bulk tanks farm	47, 141
Cooling water	59, 117, 223
Cottage Cheese, definition	7, 135, 360
Dry Curd, definition	7, 360
packaging	135, 136
Court action	vii, 16, 17, 21, 23, 28, 358
Cows	
diseases	35, 124, 137
flanks, udders and teats	52
health	35, 124, 137
housing	37, 39
milking	36, 52
Cowyard	38
Cream, definition	360
bacterial count	33, 34
Cross-connection	
raw to pasteurized product	86
water supply	46, 67, 86
Culinary steam	103, 105, 185-187, 251
Cultured products	33, 112, 360
Custom bottling and packaging, labeling	18

Dairy Farm, definition	3
construction and operation	35, 149
inspection report	362
plans for future construction	131
toilets	45
water supply	46, 169
Dairy Plant Sampler, definition	3, 21, 138
Date of effect of <i>Ordinance</i>	134
Definitions	1, 267, 367
Defoamers	87, 119
Delivery containers	127
Device, flow diversion	86, 97, 108, 111, 227-235, 261, 266-268, 271-272, 278, 291-336
Direct Microscopic Somatic Cell Count (DMSCC)	30
Diseases	
cattle	124, 137
goats	124, 137
notification of	124, 137
personnel	124, 137
Disinfection	
springs	178
water supplies	178
Divert flow	
FDD-divert lines, restrictions	97-100
holding time testing	99, 102, 111, 311-329
Doors	
feed storage	37
milkhouse	39
milkroom	39, 60
plant	63
screen	60, 63
single-service manufacturers	340
toilet	45, 66, 341
truck unloading areas	56, 65, 82
vestibule	42, 45, 66
Drainage	
cowyard	38
FDD-leak protection valves	97, 98
milk plant floors	62
milkhouse floor	39
milking barn floor	36
milking equipment	51
plant milk and cleaning lines	70
Drip deflectors	55, 119
Drug	
testing	26, 28, 30, 363-374
use, storage, labeling	56
Drug residue	
acceptable test results	30, 374
Appendix N monitoring	363-374
avoidance, control measures	56, 166
detection	30, 225
individual producer, testing frequency	26
investigation	28, 166, 367
penalties	126, 367
permit suspension	17, 367

regulatory action.....	17, 18, 23, 28, 367
sampling.....	26, 363
testing.....	363-374
testing methods.....	26, 350
violative producer penalties.....	17, 18, 144, 367
Dry Buttermilk and Buttermilk Products, definition.....	2, 360
Dry Milk and Milk Products, definition.....	9, 360
Dry storage.....	64, 119, 343, 366
single service articles.....	80, 390
lighting.....	64
Dry Whey and Whey Products, definition.....	14, 34, 361
Eggnog or Boiled Custard, definition.....	3
Electro-Chemical Activation (ECA).....	213
Electronic data collection, storage and reporting.....	40-44, 108, 114, 263
Emergency	
farm milk pick-up.....	14, 50
pasteurization equipment sealing.....	108, 286
permit control.....	360
sale of pasteurized milk.....	14, 15, 19, 127, 128
suspension of permit.....	17
Enforcement.....	134
procedure.....	17, 18, 23, 28, 363
rating.....	121, 122
Environmental Protection Agency (EPA).....	1, 35, 61, 83, 87, 124, 167, 177, 183, 194, 213, 214, 223, 343
Equipment	
cleaning.....	49, 74, 213
construction and repair.....	47, 70, 71
handling after sanitizing.....	51, 80
protection from contamination.....	53, 81
sanitizing.....	50, 74, 213
storage.....	51, 80
tests.....	284-336
test report.....	111, 362
Evaporation	
barometric leg.....	61
condenser.....	68, 103, 116, 214
temperatures.....	214
Evaporators	
condensing water for.....	68, 103, 184, 214
falling film.....	216
multiple-effect.....	216
plate type.....	216
Examination	
bulk milk haulers/samplers.....	20, 43, 139, 363
condensed and dry milk products.....	26, 34
containers.....	78, 339
cows.....	35, 52, 89, 124, 137
medical.....	131
milk and milk products (drugs).....	26, 33, 225, 363
water.....	47, 59, 68, 111, 223, 341
Farm storage tanks recording thermometer.....	59
Federal Food, Drug and Cosmetic Act (FFD&CA).....	1, 11, 18, 73, 79, 91, 338, 361, 374
Adulterated Food, definition.....	361
Misbranded Food, definition.....	361
Feed storage.....	37, 60
in milking barn.....	37, 60

overhead	37
Feed troughs in milking barn	41
Filling and emptying time, pasteurization vats	94
Filters	66, 82, 182, 221, 243-245
Flies	45, 60, 63, 89, 123, 124, 158, 165, 166, 346
Floor construction	
milkhouse	39
milk plant	62
milking barn	36
Flow alarm	108, 111, 233, 296, 314-322
Flow controls, automatic	97, 307
Flow diversion device	97-103, 111, 227-242, 266-277, 291-298
leak escape	98, 111, 291
sight glass, leak-detect line	98, 292
steam-block type system	278
testing	108, 111, 291-298
Flow-promoting devices ..88, 98, 101, 102, 104, 111, 228, 231, 234, 235, 271, 291-298, 306, 311, 313, 323, 325, 328	
wiring	98, 101, 111, 231, 235, 271, 291-298, 306
Food Allergens, definition	4
Forms	
equipment test	111, 362
inspection	362
ledger	26, 31
Freezing point depressants	59, 117
Frozen Milk Concentrate, definition	4
Gauges, pressure testing	104, 301-306, 332-334
Goat Milk, definition	4
Grade "A"	
labeling requirement	18
raw milk for pasteurization	10, 31-33, 35, 83, 135, 383
Gutters, gravity flow	37, 38, 154
Hazard Analysis and Critical Control Point (HACCP), definition	5
audit timeframes	358
audit report	359, 362
core curriculum	356
enforcement action/follow-up	358
enforcement audits	357
hazard evaluation (analysis)	351
industry personnel	356
preliminary steps	349
record retention	355
records maintained on computers	355
regulatory personnel	356
required PP's	350
required records	351, 354
Regulatory Audits	357
training	356
Handling	
abnormal milking equipment	35
containers, utensils, and equipment	51, 53, 80, 81
returns, separate room	65, 66, 81
single-service containers	51, 80, 343
Hand	
capping	121
cleanliness	58, 122, 140, 343
wash signs	341, 342

washing	58, 122, 140, 343
washing facilities	57, 69, 140, 342
Hearings	16, 17, 358
Hermetically sealed containers	1, 12, 13, 114, 349, 360
High-pressure pump	71, 72, 216-218
High heat short time pasteurization (HHST)	10, 11, 90, 91, 98-100, 107, 110, 111, 233, 234, 256-260, 284-325
computer controls	266-277
controls	98-100, 107, 110, 111, 233, 234, 256-260, 284-325
diagrams	241-243
tests	107, 111, 284-325
High-temperature short time pasteurization (HTST)	10, 11, 90, 91, 97-111, 227-242, 266-277, 284-325
computer controls	266-277
controls	97-111, 227-242, 266-277, 284-325
diagrams	237-241
mag flow meter-based timing systems	111, 232-234, 320
system operation	227-242
tests	107, 111, 284-336
Holding time	
batch pasteurization	10, 11, 90, 91, 93-96, 111
HHST pasteurization	10, 11, 90, 91, 98-100, 107, 110, 111, 233, 284-325
HTST pasteurization	10, 11, 90, 91, 97-103, 111, 234, 307-311
tests for	307-311
Holding tube	98-106, 111, 227, 229, 231-234, 266-277, 279
requirements	100
Homogenizers	101, 102, 232, 237-240, 242, 312, 313, 323, 325, 328
timing pump	101-102, 239, 240, 243, 312, 313, 323, 325, 328
Hose port, milkhouse	40-42, 44
Hot water	
handwashing facilities	57, 69
milkhouse	42
sanitization	50, 74, 213
Hooved Mammals Milk, definition	5
Identity labeling	19
Imminent health hazard	16, 23, 358, 380-382
Impounding milk and milk products	15
Indicating thermometer	
airspace	94, 257
batch pasteurization	94, 254
HTST pipeline	98, 101, 111, 254, 255, 262
refrigerated room	116, 263
specifications	261
storage tank	261
testing	284
vat	94, 254
Individual water supply	46, 67, 169, 177, 341
Industry	
certified farm inspection	24
laboratory	10, 339
Plant Samplers, definition	6, 21, 138
records, drug residue testing	363
records, vitamin use	29, 375
Ingredients, protection from contamination	81-83
Insect control	166
Insecticides	1, 35, 61, 83, 124, 156, 166, 167, 360
Inspection	
Inspection aseptic/retort milk plant	iv, 4, 21-24, 61, 62, 81, 390-392

beyond the limits of routine	129
frequency	20
posting reports	23
International Certification Program (ICP), definition	6
reports	26, 362
Labeling	
animal drugs	56
emergency supplies	14, 15, 19
goat milk	4
identity	19
misleading	20
requirements	18
sheep milk	12
shipping statement	19, 147
vehicles	18, 147
Laboratory	
industry	10, 339
Official, definition	10
Officially Designated, definition	10
techniques and tests	28, 223, 374
vitamin analysis	28, 30, 226, 375
water analysis	46, 67, 223
Leak escape port	291
Letter of Intent (LOI), definition	6
Letter of Understanding (LOU), definition	6
Lighting	
cold storage	64
dry storage	64
milk plant	64
milkhouse	39, 42
milking area	36, 37
production areas	64
utensil cleaning	74
Low-Acid Aseptic and Retort Milk and Milk Products, definition	6
Lubricants	120, 244, 344, 350
Magnetic flow alarm	108, 111, 232, 296, 314 322
Manual of Individual Water Supply Systems	177, 194
Manure disposal	60
Mastitis control	35, 52, 137, 164, 225
Medical examination	131
Memorandum of Agreement (MOA), definition	7
Metering pump	
pasteurizer	293
vitamin	375, 376
Milk	
Abnormal, definition	1
Abnormalities of Milk, definition	1
Acidified, definition	360
adulterated	1, 14, 31, 140, 211, 350
Aseptic Processing and Packaging, definition	1
bacterial counts	28, 33, 34
cans	18, 19, 49, 52, 55, 65, 69, 73, 120, 128, 213
standards	33, 34
Company(ies) (MC), definition	7
Concentrated (Condensed), definition	3
cooling	33, 34, 58, 112, 142

cultured.....	7, 112, 116, 360
definitions from the Code of Federal Regulations (CFR)	1, 360
dipping or lading	128
dispensing.....	128
Distributor, definition	7
drug residue detection	225, 367, 374
emergency sale of.....	14, 15, 19, 127
examination of.....	26, 33, 367
flavored	26
flow controls.....	97, 227, 307
from distant sources	129
goat, definition	4
Grade "A" for pasteurization.....	31, 35
Grade "A" pasteurized.....	32, 61
heat-treated.....	13, 19, 32, 75, 147, 186, 263, 265, 387, 388
Low Acid Aseptic and Retort, definition	6
lowfat	7, 360
lowfat, (refer to 21 CFR 130.10).....	7, 360, 377
lowfat, sampling requirement	26
misbranded.....	14, 361
Plant, definition.....	7
cleanliness.....	69
direct openings into.....	65
doors and windows	63
floor construction.....	62
hand-washing facilities	69
inspection.....	20
inspection reports.....	26, 362
lighting and ventilation	64, 391
receiving room	65
return product area	65, 66, 81
separate rooms	65
sewage disposal.....	66
surroundings.....	123
toilets.....	66
utensil wash.....	74, 122
walls and ceilings.....	63
water supply	67
processing other products in milk plant	82
Producer, definition.....	7
Products, definition	7
products defined by 21 CFR 130.10.....	7, 360, 377
protected from contamination	53, 74, 81
protected from other products	88
Reconstituted or Recombined, definition.....	11, 18, 88
reduced fat (refer to 21 CFR 130.10).....	7, 360, 377
sanitation ratings	129, 130, 169
Sheep Milk, definition.....	12
somatic cell count.....	17, 18, 28-30, 33, 137, 211, 380
spilled, overflowed or leaked	53, 87
standards—chemical, bacteriological, and temperature.....	33, 34
standards of identity	360
Tank Truck, definition	9
inspection requirement.....	20, 144
Tank Truck Cleaning Facility, definition	9
inspection requirement.....	17

Tank Truck Driver, definition	9, 138
transferring	26, 43, 128, 141
Transport Tank, definition	10
used for cooling/storage on farm	40, 43
Transportation Company, definition	10
ungraded, sale of	15, 16, 19, 20, 128
vitamins in	22, 357, 360, 375 381
Water Buffalo Milk, definition	14
Milking stools	37, 38
Misbranded Food, definition	14, 361
impounding	14
sale of	1, 14
Monetary penalty	17, 28, 35, 128, 211, 212, 224
Multiuse containers, utensils and equipment	47, 49, 50, 71, 74
National Mastitis Council (NMC)	137, 164
Nutrient content claim	7, 360, 377
Optional ingredients	7
Outlet valve	95, 298
Overcrowding	
dairy barn	37, 53
milk plant	81, 135, 343
Overflow	
milk and milk products	53, 81
condensing water	67
pasteurizer constant level tank	89
product	89
Overhead piping	89
Packaging	
equipment	75, 119, 121, 219, 222
machines	119
rooms	65
single-service articles	80, 339
Partitioning	
milk plant	61, 65
receiving stations	61, 65
Pasteurization, definition	10, 90
automatic milk or milk product flow control	97-103, 111, 227-242, 266-277, 291-298
CCP model HACCP plan summary	61, 280-281
electro-magnetic interference	111, 232,, 285, 335
equipment tests and examinations	107-110, 284-336
flow-promoting devices	88, 98, 101, 104, 111, 228, 231, 234, 235, 271, 291-298, 306, 311, 313, 323, 325, 328
heating by direct addition of steam	95
HHST	10, 11, 90, 91, 98-100, 111, 233, 284-325
HTST	10, 11, 90, 91, 97-103, 111, 234, 307-311
holding tube	98-106, 111, 227, 229, 231-234, 266-277, 279
indicating and recording thermometers	94, 98, 101, 111, 254, 255, 262
liquid ingredient injection	112, 114, 230, 312, 323, 3246, 328
magnetic flow meter-based timing systems	108, 111, 232, 296, 314-322
milk or milk product flow controller instrumentation	97-103, 111, 227-242, 266-277, 291-298
milk or milk product-to-water-to-milk or milk product regenerative heating	108
pasteurization records, equipment tests and examination	107-110, 284-336
pressure relief valves	231
prevention of milk or milk product adulteration with added water	103
product-to-product regenerative heating	104
recording records	107
sequence logic	111, 233, 329-332

steam block type FDD	85, 86, 278, 392
steam injection	100-103, 111, 242, 325, 334
systems with regenerators	104
vat (batch)	93
Penalties	23, 126, 367
drug residue	126, 367
imminent health hazard	16, 23, 358, 380-382
monetary	17, 28, 35, 126, 211, 212, 224
Permits	
bulk milk hauler/samplers	16
hearings	16, 17, 358
issuance of	15
milk distributor	16
milk plant operator	16
milk producer	16
milk tank truck	16, 144
milk tank truck cleaning facility	16
milk transportation company	16, 144
receiving station	16
reinstatement of	17
requirements for	15
revocation of	16, 364
suspension of	17, 364
transfer station	16
Person, definition	11
Personnel	
cleanliness	57, 122
health	131
infection, procedure when suspected	131
medical examination	131
notification of disease	131
Pesticides	28, 29, 79, 81, 166, 167, 211, 213, 224-226, 343, 350, 351, 361
insecticides	1, 35, 61, 83, 124, 166, 167, 360
rodenticides	61, 83, 124, 166, 360
Phosphatase reactivation	224
Pipelines	
capacities, table of	163
indicating thermometer	98, 101, 111, 254, 255, 262
CIP cleaned	40-42, 48, 71, 769
welded	47-49, 71
sanitary	47, 70
Plans	
dairy farm	131
milk plant	131
milkhouse	43, 164
milking barn	162
pipeline systems	48, 72
sewage disposal	154
Plant (Milk), definition	7
Plastic	
containers, multi-use	73, 77, 78
containers, single-service	48, 72, 77, 79-80, 316
materials	337
Position detection devices	54, 55, 84, 85, 97, 232, 267, 278
Posting inspection report	24

Pressure

differential controller.....	104 106, 111, 266 277, 301 307
gauges.....	104, 301 306, 332 334
sensors.....	106, 117, 3012 306, 332 334
testing gauges.....	104, 302 306, 332 334
relative, in regenerator.....	104 106, 227

Product contact surfaces.....	2, 49
-------------------------------	-------

Programmable controller.....	230, 231
------------------------------	----------

Protected from contamination.....	53, 81, 183, 343, 384, 392
-----------------------------------	----------------------------

Public health hazard.....	16, 60, 66, 88, 164
---------------------------	---------------------

Pumps

booster pump wiring.....	104 106, 186, 234, 271, 306, 307
maximum booster pump pressure.....	104 106, 302 304
milk, computer controlled.....	266
milk, pressure switches.....	111, 301
milk pump placement.....	227
regenerator bypass.....	99, 227, 234
timing.....	101 104, 232, 237 240, 243, 312, 313, 323, 325, 328
water.....	88, 89, 106, 182, 186

Rating Agency, definition.....	11
--------------------------------	----

Receiving Station, definition.....	11
------------------------------------	----

inspection frequency requirement.....	20, 21
permit required.....	16
sanitation requirements.....	61

Recorder controllers.....	100, 107, 111, 258, 259, 266, 287 291, 300
---------------------------	--

Recording thermometer.....	59, 94, 97 101, 111, 140, 258, 260, 262, 287 291
----------------------------	--

batch pasteurizer.....	94, 111, 258, 287
chart requirements.....	107, 258 261
farm cooling.....	59
farm storage tanks.....	59
HTST pipeline.....	97 103, 111, 258, 266, 287 291, 300
storage tank.....	262
testing.....	287 291

Records

batch pasteurization.....	96, 107
certified inspector.....	24 26
cleaning, electronic storage.....	75, 263
equipment cleaning/sanitizing.....	67
farm bulk milk tank and/or silo.....	59
farm inspection.....	25, 362
flow rate recorder.....	108, 111
HHST.....	107, 258, 259
HTST.....	107, 258, 259
water testing.....	46, 59, 67, 117, 223

Regenerators

milk-to-milk.....	104, 227
milk-to-water-to-milk.....	105

Regulatory Agency, definition.....	11
------------------------------------	----

Relays, time delay.....	86, 98, 111, 183, 184, 229, 235, 295 297, 320, 321, 330
-------------------------	---

Repair of containers, utensils and equipment.....	47, 70, 71
---	------------

Repasteurization.....	88, 121
-----------------------	---------

Repeal.....	134
-------------	-----

Requirements for Foods Named by Use of a Nutrient Content Claim.....	7, 360, 377
--	-------------

Retort

Processed After Packaging, definition.....	12
Processed After Packaging System (RPPS), definition.....	12

Returned products, repasteurized	87, 121
Reverse Osmosis (RO)	89
Rodent control	40, 43, 60, 83, 123, 166, 346
Rubber and rubber-like material	48, 49, 71, 72, 245
Safe levels, drug residues	374
Sale of	
adulterated milk and milk products	1, 14, 28, 35, 128, 224
cottage cheese	136
Grade "A" pasteurized milk and milk products	iv, vi, 1, 119
reconstituted or recombined milk and milk products	127
ungraded milk and milk products	15, 16, 19, 20, 128
Samples	
agitation	31, 140, 141
aseptically processed and packaged milk and milk products	27, 29
containers, multi-use	77
containers, single-service	77, 339
drug residues	26, 28, 30, 225, 363-374
milk for pesticides	28, 29, 224, 226
universal sampling system	141
vitamin	29, 226, 375
milk and milk products	26, 33, 34
application and frequency	17, 26
examination	10, 26, 30
procedures	26, 138
water	
application and frequency	46, 59, 69, 117, 223
examination	10, 26, 30, 46, 59, 69, 117, 223
recirculated or reclaimed water	59, 117, 184, 187
Sanitation requirements	
Grade "A" pasteurized milk and milk products	61, 348, 390
Grade "A" raw milk for pasteurization	35, 380, 383
Sanitization, definition	12
assembled equipment	50, 74, 213
bottle	65, 76
cans	52, 69, 128, 213
containers, multi-use	50, 74, 213
general requirements	12, 50, 74, 213
farm utensils and equipment	50, 213
milk tank trucks	75, 145
plant utensils and equipment	74, 213
pipelines	50, 74
teats	52, 384
transport tanks	75, 145
Sanitizers	
chemical	213
efficiency of	77, 79, 181, 183
electro-chemical activation	213
hot air	77
hot water	213
hypochlorites	178
iodine	188
steam	213
storage	56, 81
test kit	140
Screening tests for milk	29, 374

Seal

bulk milk pickup tanker.....	18, 41, 44, 93
computer controls.....	266-277
container.....	119, 121, 123, 129, 339, 343, 345
container/tank for water.....	46, 67
differential pressure controller.....	89, 104, 301-307
emergency pasteurization equipment, by industry.....	108, 286
flow controls, time delays.....	295-297
flow-promoting devices and/or controllers.....	102, 291-298
indicating thermometers.....	254, 286, 290, 298
flow alarm.....	108, 111, 233, 296, 314-322
FDD.....	282
magnetic flow meter.....	232, 314-322
milk tank truck.....	18, 41, 44, 93
organic contaminant detector, multi-use bottles.....	78
recording thermometer.....	287-291, 300
sample case.....	142
temperature recorder/controller.....	287-291, 300
thermal limit controller.....	99, 329-332

Sensor

cleaning solution temperature.....	262
flow control.....	98
flow.....	167, 232, 264
pressure.....	106, 117
temperature.....	85, 86, 100, 101, 103, 254, 257, 262
UV light.....	183, 282

Separability clause.....	134
--------------------------	-----

Sewage disposal.....	45, 66, 149, 390
----------------------	------------------

Sewers, distance from water supply.....	160
---	-----

Sheep Milk, definition.....	12
-----------------------------	----

Shields

conveyer.....	120
open surface coolers.....	116
packaging machines.....	120
teat cups.....	384

Shipping statement.....	19, 147
-------------------------	---------

Sifters.....	73, 219-221
--------------	-------------

Single-service articles.....	47, 48, 52, 72, 80, 122, 339, 343
------------------------------	-----------------------------------

Solution lines, CIP cleaning.....	48, 70, 76, 84, 165, 214
-----------------------------------	--------------------------

Stainless steel.....	48, 70, 72, 73, 96, 216, 220, 227, 228, 245, 324
----------------------	--

Standard Methods

for the Examination of Dairy Products.....	28-31, 34, 138, 140, 142, 340, 371
--	------------------------------------

for the Examination of Water and Wastewater.....	178, 185, 187, 223
--	--------------------

Standardization of milk and milk products.....	82, 230, 375, 376
--	-------------------

Standards

3-A Sanitary.....	49, 73, 146, 221, 246, 255
-------------------	----------------------------

chemical and bacteriological tests for water and milk.....	223
--	-----

chemical, physical, bacteriological, and temperature.....	33
---	----

culinary steam quality.....	251
-----------------------------	-----

milk and milk products.....	26, 33
-----------------------------	--------

of identity.....	360
------------------	-----

OSHA.....	145
-----------	-----

performance-based dairy farm inspection system.....	380
---	-----

single-service articles, bacteriological.....	76, 339
---	---------

water supply.....	46, 59, 67, 112, 223
-------------------	----------------------

Steam

block	86, 278, 392
block type flow diversion system	86, 278, 392
eulinary	103, 105, 185-187, 251
direct injection, differential pressure	95, 100-103, 111, 310, 325, 334
infusion, holding time	244, 245, 309
injection	95, 100-103, 111, 310, 325, 334
non-condensable gasses	103
sanitizing	213
toxicity	243
volume control	95

Storage

aseptically processed and packaged milk	63, 114, 390-392
drugs and chemicals	56
dry products	65, 121, 343, 390
feed	37, 60
milk transportation tank on farm	40
ingredients	62, 81-88
milk in final container	120
multi-use containers, utensils and equipment	51, 80
on farm, partial pick-up	50
product	53, 58, 81, 112
retort processed after packaging milk	81, 112, 390
sanitizers	56, 81
single-service articles	47, 48, 52, 72, 80, 122, 339, 343
single-service closures	80, 112, 343
single-service containers, utensils, equipment	51, 80, 343
temperatures	33, 58, 112, 138
toxic materials	81, 83

Storage bins

cleaning	65, 75, 215, 221, 343
portable bins	64, 120, 123, 221

Storage tank

farm	31, 49, 58, 262-265
milk plant	65, 71, 74, 112, 263-265

Strainers 48, 55, 73, 82**Straining milk in barn** 55**Submerged inlets, water supply** 41, 177**Surcingles** 37, 38**Surface coolers** 116**Surroundings**

dairy farm	60
milk plant	123
single-service manufacturing plant	346

Sweeteners 10, 90, 91, 108**Tailings** 70, 73**Tamper-proof closure** 121**Tanks**

bulk holding/cooling tanks, farm	31, 49, 58, 262-265
bulk storage, milk plants	65, 71, 74, 112, 263-265
farm, cleaning	49
storage and transportation, protection	47, 53

Teats, cleaning and sanitizing 52**Temperature**

charts	40, 59, 96, 101, 258, 259, 262
cooling	53, 112

cut-in and cut-out tests for	99, 107, 111, 261, 292, 294, 307-311
delivery/retail	128
heat-treated milk or cream	32
milk during separation	32
milk storage requirements	31, 59, 112
pasteurization	810, 11, 90, 91
raw milk for pasteurization	59
recording device	39, 59, 74
sample	138
sensors	85, 86, 100, 101, 103, 254, 257, 262
standards	33, 34
Tests	
airspace thermometer	95, 107, 257, 286, 290, 291
booster pump	104-106, 111, 301-307
coliform	26, 33, 223, 339
control logic	111, 233, 329-332
control switches, regenerator pressure	111, 301-307, 332, 334
cut-in, cut-out temperatures	99, 107, 111, 261, 292, 294, 307-311
drug residue	26, 28, 30, 225, 363-374
electro-magnetic interference	111, 232, 285, 335
equipment	107, 111, 284-336
flow-diversion device operation	97-103, 111, 227-242, 266-277, 291-298
frequency, individual producer, raw milk	26
frequency, pasteurized milk products	26
HHST holding time, calculated from pumping rate	111, 322-328
holding time, divert flow	99, 102, 111, 311-329
HTST holding time	10, 11, 90, 91, 97-103, 111, 234, 307-311
HTST recorder/controller	103, 279, 280, 288, 294, 314
indicating thermometers	111, 286, 290
laboratory techniques	29
leak-protector valves	111, 298
mastitis screening	137
pesticide residues	28, 29, 79, 211, 224-226
phosphatase	28, 111, 224
pressure gauges	104, 301-306, 332-334
recirculated cooling water	59, 117, 223
recording thermometers	111, 287, 289
recording thermometers, check against indicating	111, 290
residual chlorine	178, 181
sanitizer strength	153, 165, 180
sanitizing, efficiency of	77, 79, 181, 183
single service articles, bacteriological	76, 339
thermometric response	248, 253, 263, 287-289
time delay relays	111, 256, 261, 271, 284, 285, 298, 300
vitamins	28, 30, 226, 375
water supplies, frequency	46, 59, 67, 117
water, hardness	257, 285
Thermal limit controller	99, 329-332
Thermometer	
airspace	95, 107, 111, 257, 286, 290, 291
batch pasteurizer, recorder	94, 111, 258, 287
bulk milk hauler/sampler, calibrated	140
charts recording	40, 59, 96, 101, 258, 259, 262
daily comparison of indicating and recording	99, 101, 107, 111, 290, 302
farm bulk milk tanks	59
farm tank compared with hauler/sampler	132

general-purpose	285
HTST pipeline	97-103, 111, 258, 254, 255, 262, 266, 287-291, 300
indicating	98, 101, 111, 254, 255, 262, 286, 290, 298,
CIP cleaning systems	262
recording, storage tank	262
refrigerated room	116, 263
specifications	254
storage tank	115, 261, 262
temperature sensors	85, 86, 100, 101, 103, 254, 257, 262
test, specifications	254, 284
Third Party Certifier (TPC), definition	12
Time/Temperature Control for Safety of Milk and/or Milk Products, definition	12
Appendix R-Determination	386
Tobacco products, use prohibited	122, 140, 342
Toilet	
chemical	152
cleanliness	45, 66
dairy farm	45
doors	45, 66, 341
flush	45, 66, 149
lighting	66
milk plant	66
overflow	45, 149, 152
privies	150, 152
single-service manufacturers	341
ventilation	45, 66
Toxic materials	45, 66, 152, 341
Transfer Station, definition	13
sanitation requirements	61
Transferring milk	26, 43, 128, 141
Transportation tank	
cleaning and sanitizing	67, 145
construction requirements	47, 71, 145
cooling of milk in	112
cooling of milk in on farm	40, 43
shipping statement	19, 147
suitable shelter	40, 43
Trash storage	45, 70, 124, 164, 167, 342
Tuberculosis	52, 124, 126, 127, 137
Udder	35, 38, 39, 52, 53, 58, 90, 126, 164, 165, 384
Ultra-filtration (UF)	89, 91, 92
Ultra-pasteurization (UP), definition	14
Ultraviolet light disinfection of water	183
Unconstitutionality clause	134
Ungraded milk and milk products	15, 16, 19, 20, 128
United States Department of Agriculture (USDA)	20, 49, 73, 124-127, 136, 137
Utensils	
cleaning	49, 74
construction	47, 71
handling after sanitizing	51, 53, 80, 81
protected from contamination	53, 81
sanitizing	50, 74
storage	51, 80
Vacuum	
breaker	101, 105, 215, 235
condenser water feed line controls	68, 103, 116, 184, 214

equipment.....	101, 102, 105, 301, 325
hoses, milking machine.....	51
water used to produce.....	67
Validity of Ordinance.....	134
Valves	
block and bleed.....	230, 231, 384
close coupled.....	95
design.....	71
divert.....	85, 86, 97-103, 111, 227, 242, 266-277, 282, 291-298, 392
inlet and outlet.....	95, 298
protected from contamination.....	53, 81
Vats	
agitation.....	94
covers.....	71, 93
farm wash vat.....	40, 42, 45, 56-58, 188, 385
milk plant utensil wash.....	74, 122
pasteurizing.....	93-96
outlet valve.....	95, 298
receiving and dump.....	82
Vehicles	
construction.....	53, 54, 123, 145, 345
doors.....	50, 123
labeling.....	18, 147
Ventilation	
dairy barn.....	37, 157-160, 163, 164, 383, 384
milk plant.....	64, 391
milkhouse.....	41, 51, 163
pressurized.....	64, 157, 341
toilet room.....	41, 60, 143
Vermin control.....	45, 66, 152, 341
Vestibule, milkhouse.....	42, 45
Violations, procedures when noted.....	15, 20, 28, 134, 144
Vitamin	
addition to milk.....	22, 357, 360, 375, 381
analysis.....	28, 30, 226, 375
test methods.....	28, 30, 226, 375
use records.....	29, 375
Walls	
barn, stable or parlor.....	36, 162, 383
milk plant.....	63
milkhouse.....	39, 163
Waste disposal.....	39, 45, 66, 69, 123, 159, 163, 342, 346
Water	
boiler feed.....	251
emergency, boil order.....	87
examination of.....	46, 59, 67, 117, 223
hardness, test for.....	257, 285
laboratory samples.....	46, 59, 67, 117
pasteurized equivalent.....	84, 87, 282
recirculated cooling.....	59, 117, 223, 341
reclaimed dairy farm.....	187
reclaimed milk plant.....	184
tower.....	117, 118, 189-193
ultraviolet light disinfection.....	183
Water Buffalo Milk, definition.....	14

Water supplies

bacteriological tests, (MPN)	46, 47, 59, 67, 68, 87, 117, 172,, 178, 182, 185, 187, 198, 223, 341, 380, 381
chemical treatment, equipment for	181
coliform standards	47, 172, 223
condenser	68, 103, 116, 214
construction	46, 67, 172
disinfection of source	178
distance from sources of contamination	169
distribution systems, disinfection	67, 180
examination of	46, 59, 67, 117, 223
farm	46
individual	46, 67, 169, 341
location	169
milk plant	67
sampling frequency	46, 59, 67, 109, 184-188, 223, 341
sanitary survey	171
springs	175, 180
standards	46, 59, 67, 117, 169, 181, 223, 341, 380
surface water	150, 152, 172, 177
treatment of	169-172, 178-184
tower water	117, 118, 189-193

Wells

bored	172, 179
buried well	47, 174
casing and linings	46, 173
covers and seals	173, 208
diagrams	194
disinfection	178
drilled	172, 179
dug	172, 178
manholes	175
pits and drainage	174

Whey and Whey Products, definition

Acid Whey, definition	91
standards	34
condensed whey and dry whey storage tanks	112, 115
Condensed, definition	14, 361
cooling	34, 112, 115
crystallization	34, 112, 115
dry, definition	14, 361
examination of	26, 34
from distant sources	129

Windows

milk barn	36
milkhouse	39
milk plant	63
single-service manufacturing facility	340

~~RULES AND REGULATIONS FOR NON-ALCOHOLIC BEVERAGES, DRINKS AND JUICES~~

~~(R21-23-BB)~~

~~STATE OF RHODE ISLAND AND PROVIDENCE PLANTATIONS~~

~~Department of Health~~

~~August 1987~~

_____	<i>As Amended</i>
_____	August 1987 (E)
_____	December (E)
_____	March 1988
_____	January 2002 (re-filing in accordance with the provisions of section 42-35-4.1 of the Rhode Island General Laws, as amended)

INTRODUCTION

~~These amended Rules and Regulations For Non-Alcoholic Bottled Beverages, Drinks and Juices (R21-23-BB), promulgated pursuant to the authority set forth in Chapter 21-23 of the General Laws of Rhode Island, 1956, as amended, for the purpose of adopting unified definitions to be applied to those appropriate Parts of Subchapter B-FOOD FOR HUMAN CONSUMPTION of Chapter 1~~

~~Food and Drug Administration, U.S. Department of Health and Human Services (revised as of April~~

~~1987) as listed below, and adopted as the Rules and Regulations For Non-Alcoholic Bottled Beverages, Drinks and Juices (R21-23-BB) for the State of Rhode Island pursuant to the provisions of section 21-31-1 of the General Laws of Rhode Island, 1956, as amended. The specific PARTS are:~~

- ~~1. Appropriate sections of PART 101—FOOD LABELING which pertain to nonalcoholic bottled beverages, drinks and juices;~~
- ~~2. PART 103— QUALITY STANDARDS FOR FOODS WITH NO IDENTITY STANDARDS;~~
- ~~3. PART 110— CURRENT FOOD MANUFACTURING, PRACTICE IN MANUFACTURING PROCESSING, PACKING, OR HOLDING HUMAN FOOD;~~
- ~~4. PART 129— PROCESSING AND BOTTLING OF BOTTLED DRINKING WATER; AND~~
- ~~5. PART 165— NONALCOHOLIC BEVERAGES.~~

~~In accordance with the provisions of section 42-35-3 (c) of the General Laws of Rhode Island, 1956, as amended, consideration was given to: (1) alternative approaches to the regulations; (2) duplication or overlap with other state regulations; and (3) any significant economic impact on small business as defined in Chapter 42-35 of the General Laws. Based on available information no known alternative, duplication, overlap or economic impact was identified.~~

~~These amended rules and regulations shall supersede all previous rules and regulations pertaining to Nonalcoholic Bottled Beverages, Drinks and Juices promulgated by the Department of Health and filed with the Secretary of State.~~

~~1~~ SECTION 1.0 DEFINITIONS:

~~Wherever used in the Rules and Regulations for Non-alcoholic Bottled Beverages, Drinks and Juices (R21-12-BB) the following terms shall be construed as follows:~~

~~1.1 "Bottled Drinking Water" means all water which is sealed in bottles, packages, or other containers and offered for sale for human consumption, including mineral water and spring water.~~

~~1.2 "Drinks" mean non-alcoholic beverages which may be artificially flavored or contain less than 100% natural juice, which may be carbonated, but which are usually non-carbonated.~~

~~1.3 "Non-Alcoholic Bottled Beverages, Drinks and Juices" include all carbonated and noncarbonated fruit and vegetable juices and drinks; or any other soft drink so called, the syrups and bases from which non-alcoholic beverages are prepared; any bottled drinking water; and all other beverages not regulated and defined under Title 3, Alcoholic Beverages, and Chapter 212, Milk Sanitation Code of the General Laws of Rhode Island, 1956, as amended.~~

~~1.4 "Mineral Water" means water that is impregnated with mineral solids and has been obtained entirely from an approved source. It shall contain not less than 500 parts per million (ppm) of dissolved mineral solids.~~

~~1.5 "Soda Water" means carbonated beverages which meet the description of Part 165—Nonalcoholic Beverages section 165.175, Soda Water, of the Code of Federal Regulations (revised as of April 1987), U.S. Department of Health and Human Services.~~

Section 2.0 APPLICABILITY OF THE DEFINITIONS

~~2.1 The definitions of section 1.0 above shall apply to those appropriate sections of the Rules and Regulations for Non-Alcoholic Bottled Beverages, Drinks and Juices (R21-23-BB) and shall be subject to the requirements of said regulations.~~

Section 3.0 SEVERABILITY

~~3.1 If any provision of these regulations or the application thereof to any facility or circumstance shall be held invalid, such invalidity shall not affect the provisions or application of the regulations which can be given effect, and to this end the provisions of the regulations are declared to be severable.~~

September 4, 2001

**~~RULES AND REGULATIONS PERTAINING TO CURRENT
GOOD MANUFACTURING PRACTICE IN MANUFACTURING,
PACKING OR HOLDING HUMAN FOOD~~**

~~[R21.27; 21-31; 23-1-GMP]~~

~~STATE OF RHODE ISLAND AND PROVIDENCE PLANTATIONS~~



~~DEPARTMENT OF HEALTH~~

~~January 2012~~

AS AMENDED:

August 2012

INTRODUCTION

~~These *Rules and Regulations Pertaining to Current Good Manufacturing Practice in Manufacturing, Packing or Holding Human Food* [R21-27; 21-31; 23-1 GMP] are promulgated pursuant to the authority set forth in Chapters 21-27, 21-31 and 23-1 of the General Laws of Rhode Island, as amended, and are established for the purpose of adopting minimum safety standards for manufacturing, packing or holding human food that are comparable to those established by the U.S. Food and Drug Administration (FDA) pursuant to 21 CFR 110. These amendments provide a mechanism for registration of a Farm Warehouse, as defined in these Regulations.~~

~~Pursuant to the provisions of §§42-35-3(a)(3) and (a)(4) of the General Laws of Rhode Island, as amended, the following were given consideration in arriving at these regulations:~~

- ~~(1) Alternative approaches to the regulations;~~
- ~~(2) Duplication or overlap with other state regulations; and~~
- ~~(3) Significant economic impact on small business.~~

~~Based on the available information, no known overlap, duplication or alternative approach was identified.~~

~~Upon promulgation of these amendments, these amended regulations shall supersede all previous *Rules and Regulations Pertaining to Current Good Manufacturing Practice in Manufacturing, Packing or Holding Human Food* [R21-27; 21-31; 23-1 GMP] promulgated by the Rhode Island Department of Health and filed with the Secretary of State.~~

TABLE OF CONTENTS

Sections

Page

1.0 Definitions	1
2.0 Current Good Manufacturing Practice	3
3.0 Personnel	5
4.0 Plant and Grounds	6
5.0 Sanitary Operations	7
6.0 Sanitary Facilities and Controls	9
7.0 Equipment and Utensils	10
8.0 Production and Process Controls	11
9.0 Warehousing and Distribution	15
9.2 Special Requirements Pertaining to a Farm Warehouse	15
10.0 Natural or Unavoidable Defects In Food For Human Use That Present No Health Hazard — Defect Action Levels	16
11.0 Adoption by Reference	16
12.0 Compliance and Enforcement	17

i

THIS PAGE INTENTIONALLY LEFT BLANK

Section 1.0—*Definitions*

Wherever used in these Regulations, the following terms shall be construed as follows:

1.1 ~~**Acid foods or acidified foods**~~ means foods that have an equilibrium pH of 4.6 or below.

1.2 ~~**Adequate**~~ means that which is needed to accomplish the intended purpose in keeping with good public health practice.

1.3 ~~**Batter**~~ means a semi fluid substance, usually composed of flour and other ingredients, into which principal components of food are dipped or with which they are coated, or which may be used directly to form bakery foods.

1.4 ~~**Blanching, except for tree nuts and peanuts**~~, means a prepackaging heat treatment of foodstuffs for a sufficient time and at a sufficient temperature to partially or completely inactivate the naturally occurring enzymes and to effect other physical or biochemical changes in the food.

1.5 ~~**Critical control point**~~ means a point in a food process where there is a high probability that improper control may cause, allow, or contribute to a hazard or to filth in the final food or decomposition of the final food.

1.6 ~~**Department**~~ means the Rhode Island Department of Health.

1.7 ~~**Director**~~ means the Director of the Rhode Island Department of Health or a subordinate to whom the Director has assigned his or her functions.

1.8 ~~**Farm warehouse**~~ means a facility operated by a farmer, as defined pursuant to RIGL §2-1-22, and registered with the Department pursuant to RIGL §21-27-10, that engages in wholesale distribution of fully USDA inspected, marked, packaged, labeled and wholesome meat products produced from animals raised on the farm where the farm warehouse is located.

1.9 ~~**FDA**~~ means the U.S. Food and Drug Administration.

1.10 ~~**Food**~~ means:

- (1) Articles used for food or drink for man or other animals;
- (2) Chewing gum;
- (3) Articles used for components of any such article; and (4) Includes raw materials and ingredients.

1.11 ~~**Food-contact surfaces**~~ are those surfaces that contact human food and those surfaces from which drainage onto the food or onto surfaces that contact the food ordinarily occurs during the normal course of operations. Food contact surfaces includes utensils and food contact surfaces of equipment.

1.12 ~~**Lot**~~ means the food produced during a period of time indicated by a specific code.

1.13 ~~**Microorganisms**~~ means yeasts, molds, bacteria, and viruses and includes, but is not limited to, species having public health significance. The term “undesirable microorganisms” includes those

microorganisms¹ that are of public health significance, that subject food to decomposition, that indicate that food is contaminated with filth, or that otherwise may cause food to be adulterated within the meaning of these Regulations.

- 1.14 ~~**Pest** refers to any objectionable animals or insects including, but not limited to, birds, rodents, flies, and larvae.~~
- 1.15 ~~**Plant** means the building or facility or parts thereof, used for or in connection with the manufacturing, packaging, labeling, or holding of human food.~~
- 1.16 ~~**Processed food** means any food other than a raw agricultural commodity and includes any raw agricultural commodity that has been subject to processing, such as washing, canning, cooking, freezing, dehydration, or milling.~~
- 1.17 ~~**Quality control operation** means a planned and systematic procedure for taking all actions necessary to prevent food from being adulterated within the meaning of these regulations.~~
- 1.18 ~~**Rework** means clean, unadulterated food that has been removed from processing for reasons other than insanitary conditions or that has been successfully reconditioned by reprocessing and that is suitable for use as food.~~
- 1.19 ~~**RIGL** means the General Laws of Rhode Island, as amended.~~
- 1.20 ~~**Safe and suitable** means that the ingredient:~~
 - (1) ~~Performs an appropriate function in the food in which it is used.~~
 - (2) ~~Is used at a level no higher than necessary to achieve its intended purpose in that food.~~
- 1.21 ~~**Safe moisture level** is a level of moisture low enough to prevent the growth of undesirable microorganisms in the finished product under the intended conditions of manufacturing, storage, and distribution. The maximum safe moisture level for a food is based on its water activity (a_w). An a_w will be considered safe for a food if adequate data are available that demonstrate that the food at or below the given a_w will not support the growth of undesirable microorganisms.~~
- 1.22 ~~**Sanitize** means to adequately treat food contact surfaces by a process that is effective in destroying vegetative cells of microorganisms of public health significance, and in substantially reducing numbers of other undesirable microorganisms, but without adversely affecting the product or its safety for the consumer.~~
- 1.23 ~~**These Regulations** mean all parts of Rhode Island *Rules and Regulations Pertaining to Current Good Manufacturing Practice in Manufacturing, Packing or Holding Human Food* [R21.27; 21-31; 23-1GMP]~~
- 1.24 ~~**Water activity (a_w)** is a measure of the free moisture in a food and is the quotient of the water vapor pressure of the substance divided by the vapor pressure of pure water at the same temperature.~~

¹ These Regulations may also use the adjective “microbial” instead of using an adjectival phrase containing the word “microorganism”.

Section 2.0—*Current Good Manufacturing Practice*

2.1 **Applicability and Scope.** The criteria and definitions in these Regulations shall apply in determining whether a food is adulterated:

- (a) ~~Within the meaning of RIGL §21-31-10(1)(iii) in that the food has been manufactured under such conditions that it is unfit for food; or~~
- (b) ~~Within the meaning of RIGL §21-31-10(1)(iv) in that the food has been prepared, packed, or held under insanitary conditions whereby it may have become contaminated with filth, or whereby it may have been rendered injurious to health.~~

2.2 ~~The criteria and definitions in these Regulations also apply in determining whether a food is in violation of §361 of the Public Health Service Act (42 U.S.C. 264).~~

2.3 ~~Food covered by specific current good manufacturing practice regulations is also subject to the requirements of those regulations.~~

2.4 For the purpose of these Regulations, a food shall be deemed to be adulterated:

(a) **Poisonous, Insanitary, or Deleterious Ingredients.**

- (1) ~~If it bears or contains any poisonous or deleterious substance which may render it injurious to health; but in case the substance is not an added substance such food shall not be considered adulterated under this clause if the quantity of such substance in such food does not ordinarily render it injurious to health; or~~
- (2) (i) ~~If it bears or contains any added poisonous or added deleterious substance (other than a substance that is a pesticide chemical residue in or on a raw agricultural commodity or processed food, a food additive or a color additive) that is unsafe within the meaning of §406 of the Federal Food, Drug, and Cosmetic Act; or~~
 - (ii) ~~If it bears or contains a pesticide chemical residue that is unsafe within the meaning of §408(a) of the Federal Food, Drug, and Cosmetic Act; or (iii)~~

~~If it is or if it bears or contains:~~

- (a) ~~any food additive that is unsafe within the meaning of §409 of the Federal Food, Drug, and Cosmetic Act; or~~
- (b) ~~a new animal drug (or conversion product thereof) that is unsafe within the meaning of §512 of the Federal Food, Drug, and Cosmetic Act; or~~
- (3) ~~If it consists in whole or in part of any filthy, putrid, or decomposed substance, or if it is otherwise unfit for food; or~~
- (4) ~~If it has been prepared, packed, or held under insanitary conditions whereby it may have become contaminated with filth, or whereby it may have been rendered injurious to health; or~~
- (5) ~~If it is, in whole or in part, the product of a diseased animal or of an animal which has died otherwise than by slaughter; or~~
- (6) ~~If its container is composed, in whole or in part, of any poisonous or deleterious substance which may render the contents injurious to health; or~~

- (7) ~~If it has been intentionally subjected to radiation, unless the use of the radiation was in conformity with a regulation or exemption in effect pursuant to §409 of the Federal Food, Drug, and Cosmetic Act.~~
- (b) **Absence, Substitution, or Addition of Constituents.**
- (1) ~~If any valuable constituent has been in whole or in part omitted or abstracted therefrom; or~~
 - (2) ~~If any substance has been substituted wholly or in part therefore; or~~
 - (3) ~~If damage or inferiority has been concealed in any manner; or~~
 - (4) ~~If any substance has been added thereto or mixed or packed therewith so as to increase its bulk or weight, or reduce its quality or strength, or make it appear better or of greater value than it is.~~
- (c) **Color Additives.** ~~If it is, or it bears or contains, a color additive which is unsafe within the meaning of §721(a) of the Federal Food, Drug, and Cosmetic Act.~~
- (d) **Confectionery Containing Alcohol or Nonnutritive Substance.** ~~If it is confectionery, and:~~
- (1) ~~Has partially or completely imbedded therein any nonnutritive object, except that this requirement shall not apply in the case of any nonnutritive object where the FDA has determined that such object is of practical functional value to the confectionery product and would not render the product injurious or hazardous to health;~~
 - (2) ~~Bears or contains any alcohol other than alcohol not in excess of one half of 1 per centum (0.5%) by volume derived solely from the use of flavoring extracts, except that this requirement shall not apply to confectionery which is introduced or delivered for introduction into, or received or held for sale in, interstate commerce if the sale of such confectionery is permitted under the laws of the state in which such confectionery is intended to be offered for sale; or~~
 - (3) ~~Bears or contains any nonnutritive substance, except that this requirement shall not apply to a safe nonnutritive substance which is in or on confectionery by reason of its use for some practical functional purpose in the manufacture, packaging, or storage of such confectionery if the use of the substance does not promote deception of the consumer or otherwise result in adulteration or misbranding in violation of any provision of these Regulations.~~
- (e) **Oleomargarine Containing Filthy, Putrid, etc., Matter.** ~~If it is oleomargarine or margarine or butter and any of the raw material used therein consisted in whole or in part of any filthy, putrid, or decomposed substance, or such oleomargarine or margarine or butter is otherwise unfit for food.~~
- (f) **Dietary Supplement or Ingredient: Safety.**
- (1) ~~If it is a dietary supplement or contains a dietary ingredient that:~~
 - (i) ~~Presents a significant or unreasonable risk of illness or injury under:~~
 - (a) ~~conditions of use recommended or suggested in labeling; or~~
 - (b) ~~if no conditions of use are suggested or recommended in the labeling, under ordinary conditions of use; or~~
 - (ii) ~~Is a new dietary ingredient for which there is inadequate information to provide reasonable assurance that such ingredient does not present a significant or unreasonable risk of illness or injury; or~~

- (iii) ~~The FDA declares to pose an imminent hazard to public health or safety; or~~
- (iv) ~~Is or contains a dietary ingredient that renders it adulterated under §2.4(a)(1) of these Regulations under the conditions of use recommended or suggested in the labeling of such dietary supplement.~~
- (g) **Dietary Supplement: Manufacturing Practices.** ~~If it is a dietary supplement and it has been prepared, packed, or held under conditions that do not meet current good manufacturing practice standards established by these Regulations or regulations promulgated by the FDA, including, when necessary, expiration date labeling.~~
- (h) **Unsanitary Transport.** ~~If it is transported or offered for transport by a shipper, carrier by motor vehicle or rail vehicle, receiver, or any other person engaged in the transportation of food under conditions that are not in compliance with regulations promulgated under §416 of the Federal Food, Drug, and Cosmetic Act.~~

Section 3.0—*Personnel*

3.1 The plant management shall take all reasonable measures and precautions to ensure the following:

- (a) **Disease Control.** ~~Any person who, by medical examination or supervisory observation, is shown to have, or appears to have, an illness, open lesion, including boils, sores, or infected wounds, or any other abnormal source of microbial contamination by which there is a reasonable possibility of food, food contact surfaces, or food packaging materials becoming contaminated, shall be excluded from any operations which may be expected to result in such contamination until the condition is corrected. Personnel shall be instructed to report such health conditions to their supervisors.~~
- (b) **Cleanliness.** ~~All persons working in direct contact with food, food contact surfaces, and food packaging materials shall conform to hygienic practices while on duty to the extent necessary to protect against contamination of food. The methods for maintaining cleanliness include, but are not limited to:~~
 - (1) ~~Wearing clean garments suitable to the operation in a manner that protects against the contamination of food, food contact surfaces, or food packaging materials.~~
 - (2) ~~Maintaining adequate personal cleanliness.~~
 - (3) ~~Washing hands thoroughly (and sanitizing if necessary to protect against contamination with undesirable microorganisms) in an adequate hand washing facility before starting work, after each absence from the work station, and at any other time when the hands may have become soiled or contaminated.~~
 - (4) ~~Removing all unsecured jewelry and other objects that might fall into food, equipment, or containers, and removing hand jewelry that cannot be adequately sanitized during periods in which food is manipulated by hand. If such hand jewelry cannot be removed, it may be covered by material which can be maintained in an intact, clean, and sanitary condition and which effectively protects against the contamination by these objects of the food, food contact surfaces or food packaging materials.~~
 - (5) ~~Using utensils or wearing gloves for food handling if product is ready to eat and maintaining gloves, if they are used in food handling, in an intact, clean, and sanitary condition. The gloves should be of an impermeable nonlatex material.~~

- (6) ~~Wearing, where appropriate, in an effective manner, hair nets, headbands, caps, beard covers, or other effective hair restraints.~~
- (7) ~~Storing clothing or other personal belongings in areas other than where food is exposed or where equipment or utensils are washed.~~
- (8) ~~Confining the following to areas other than where food may be exposed or where equipment or utensils are washed: eating food, chewing gum, drinking beverages, or using tobacco. Additional restrictions concerning use of tobacco are contained in the Rhode Island *Rules and Regulations Pertaining to Smoke-free Public Places and Workplaces* [R23-20-10-SMOKE]²~~
- (9) ~~Taking any other necessary precautions to protect against contamination of food, food contact surfaces, or food packaging materials with microorganisms or foreign substances including, but not limited to, perspiration, hair, cosmetics, tobacco, chemicals, and medicines applied to the skin.~~
- (c) ~~**Education and training.** Personnel responsible for identifying sanitation failures or food contamination should have a background of education or experience, or a combination thereof, to provide a level of competency necessary for production of clean and safe food. Food handlers and supervisors should receive appropriate training in proper food handling techniques and food protection principles and should be informed of the danger of poor personal hygiene and insanitary practices.~~
- (d) ~~**Supervision.** Responsibility for assuring compliance by all personnel with all requirements of these Regulations shall be clearly assigned to competent supervisory personnel.~~

Section 4.0 — *Plant and Grounds*

4.1 Grounds. ~~The grounds about a food plant under the control of the operator shall be kept in a condition that will protect against the contamination of food. The methods for adequate maintenance of grounds include, but are not limited to:~~

- (a) ~~Properly storing equipment, removing litter and waste, and cutting weeds or grass within the immediate vicinity of the plant buildings or structures that may constitute an attractant, breeding place, or harborage for pests.~~
- (b) ~~Maintaining roads, yards, and parking lots so that they do not constitute a source of contamination in areas where food is exposed.~~
- (c) ~~Adequately draining areas that may contribute contamination to food by seepage, foot borne filth, or providing a breeding place for pests.~~
- (d) ~~Operating systems for waste treatment and disposal in an adequate manner so that they do not constitute a source of contamination in areas where food is exposed.~~
- (e) ~~If the plant grounds are bordered by grounds not under the operator's control and not maintained in the manner described in §§4.1(a) (c) of these Regulations, care shall be exercised in the plant by inspection, extermination, or other means to exclude pests, dirt, and filth that may be a source of food contamination.~~

² Current copies of all regulations issued by the RI Department of Health may be downloaded at no charge from the RI Secretary of State's Final Rules and Regulations Database website: <http://www.sos.ri.gov/rules/>

4.2 Plant Construction and Design. ~~Plant buildings and structures shall be suitable in size, construction, and design to facilitate maintenance and sanitary operations for food manufacturing purposes. The plant and facilities shall:~~

- ~~(a) Provide sufficient space for such placement of equipment and storage of materials as is necessary for the maintenance of sanitary operations and the production of safe food.~~
- ~~(b) Permit the taking of proper precautions to reduce the potential for contamination of food, foodcontact surfaces, or food packaging materials with microorganisms, chemicals, filth, or other extraneous material. The potential for contamination may be reduced by adequate food safety controls and operating practices or effective design, including the separation of operations in which contamination is likely to occur, by one or more of the following means: location, time, partition, air flow, enclosed systems, or other effective means.~~
- ~~(c) Permit the taking of proper precautions to protect food in outdoor bulk fermentation vessels by any effective means, including:~~
 - ~~(1) Using protective coverings.~~
 - ~~(2) Controlling areas over and around the vessels to eliminate harborages for pests.~~
 - ~~(3) Checking on a regular basis for pests and pest infestation.~~
 - ~~(4) Skimming the fermentation vessels, as necessary.~~
- ~~(d) Be constructed in such a manner that floors, walls, and ceilings may be adequately cleaned and kept clean and kept in good repair; that drip or condensate from fixtures, ducts and pipes does not contaminate food, food contact surfaces, or food packaging materials; and that aisles or working spaces are provided between equipment and walls and are adequately unobstructed and of adequate width to permit employees to perform their duties and to protect against contaminating food or food contact surfaces with clothing or personal contact.~~
- ~~(e) Provide adequate lighting in hand washing areas, dressing and locker rooms, and toilet rooms and in all areas where food is examined, processed, or stored and where equipment or utensils are cleaned; and provide safety type light bulbs, fixtures, skylights, or other glass suspended over exposed food in any step of preparation or otherwise protect against food contamination in case of glass breakage.~~
- ~~(f) Provide adequate ventilation or control equipment to minimize odors and vapors (including steam and noxious fumes) in areas where they may contaminate food; and locate and operate fans and other air blowing equipment in a manner that minimizes the potential for contaminating food, food packaging materials and food contact surfaces.~~
- ~~(g) Provide tight fitting doors and outer openings and, where necessary, adequate screening or other protection against pests.~~

Section 5.0 — *Sanitary Operations*

5.1 General Maintenance. ~~Buildings, fixtures, and other physical facilities of the plant shall be maintained in a sanitary condition and shall be kept in repair sufficient to prevent food from becoming adulterated within the meaning of these Regulations. Cleaning and sanitizing of utensils and equipment shall be conducted in a manner that protects against contamination of food, foodcontact surfaces, or food packaging materials.~~

5.2 Substances Used in Cleaning and Sanitizing — Storage of Toxic Materials.

- (a) ~~Cleaning compounds and sanitizing agents used in cleaning and sanitizing procedures shall be free from undesirable microorganisms and shall be safe and adequate under the conditions of use. Compliance with this requirement may be verified by any effective means including purchase of these substances under a supplier's guarantee or certification, or examination of these substances for contamination. Only the following toxic materials may be used or stored in a plant where food is processed or exposed:~~
 - (1) ~~Those required to maintain clean and sanitary conditions;~~
 - (2) ~~Those necessary for use in laboratory testing procedures;~~
 - (3) ~~Those necessary for plant and equipment maintenance and operation; and~~
 - (4) ~~Those necessary for use in the plant's operations.~~
 - (b) ~~Toxic cleaning compounds, sanitizing agents, and pesticide chemicals shall be identified, held, and stored in a manner that protects against contamination of food, food contact surfaces, or food packaging materials. All relevant regulations promulgated by other Federal, State, and local government agencies for the application, use or holding of these products shall also be followed.~~
- 5.3 **Pest Control.** ~~No pests shall be allowed in any area of a food plant. Guard or guide dogs may be allowed in some areas of a plant if the presence of the dogs is unlikely to result in contamination of food, food contact surfaces, or food packaging materials. Effective measures shall be taken to exclude pests from the processing areas and to protect against the contamination of food on the premises by pests. The use of insecticides or rodenticides is permitted only under precautions and restrictions that will protect against the contamination of food, food contact surfaces, and food packaging materials.~~
- 5.4 **Sanitation of Food-Contact Surfaces.** ~~All food contact surfaces, including utensils and food contact surfaces of equipment, shall be cleaned as frequently as necessary to protect against contamination of food.~~
- (a) ~~Food contact surfaces used for manufacturing or holding low moisture food shall be in a dry, sanitary condition at the time of use. When the surfaces are wet cleaned, they shall, when necessary, be sanitized and thoroughly dried before subsequent use.~~
 - (b) ~~In wet processing, when cleaning is necessary to protect against the introduction of microorganisms into food, all food contact surfaces shall be cleaned and sanitized before use and after any interruption during which the food contact surfaces may have become contaminated. Where equipment and utensils are used in a continuous production operation, the utensils and food contact surfaces of the equipment shall be cleaned and sanitized as necessary.~~
 - (c) ~~Non food contact surfaces of equipment used in the operation of food plants should be cleaned as frequently as necessary to protect against contamination of food.~~
 - (d) ~~Single service articles (such as utensils intended for one-time use, paper cups, and paper towels) should be stored in appropriate containers and shall be handled, dispensed, used, and disposed of in a manner that protects against contamination of food or food contact surfaces.~~
 - (e) ~~Sanitizing agents shall be adequate and safe under conditions of use. Any facility, procedure, or machine is acceptable for cleaning and sanitizing equipment and utensils if it is established that the facility, procedure, or machine will routinely render equipment and utensils clean and provide adequate cleaning and sanitizing treatment.~~

~~5.5 **Storage and Handling of Cleaned Portable Equipment and Utensils.** Cleaned and sanitized portable equipment with food contact surfaces and utensils should be stored in a location and manner that protects food contact surfaces from contamination.~~

~~Section 6.0 — **Sanitary Facilities and Controls**~~

~~6.1 Each plant shall be equipped with adequate sanitary facilities and accommodations including, but not limited to:~~

- ~~(a) **Water Supply.** The water supply shall be sufficient for the operations intended and shall be derived from an adequate source. The facility shall comply with requirements regarding water quality, and the site and location of the source of the water supply as specified in RIGL Chapter 46-13 (*Public Drinking Water Supply*) and the *Rhode Island Rules and Regulations Pertaining to Public Drinking Water* [R 46-13 DWQ].~~
 - ~~(1) Any water that contacts food or food contact surfaces shall be safe and of adequate sanitary quality.~~
 - ~~(2) Running water at a suitable temperature, and under pressure as needed, shall be provided in all areas where required for the processing of food, for the cleaning of equipment, utensils, and food packaging materials, or for employee sanitary facilities.~~
- ~~(b) **Plumbing.** A plumbing system shall be designed, constructed and installed according to all applicable federal, state and local requirements. Plumbing shall be of adequate size and design and adequately installed and maintained to:~~
 - ~~(1) Carry sufficient quantities of water to required locations throughout the plant.~~
 - ~~(2) Properly convey sewage and liquid disposable waste from the plant.~~
 - ~~(3) Avoid constituting a source of contamination to food, water supplies, equipment, or utensils or creating an unsanitary condition.~~
 - ~~(4) Provide adequate floor drainage in all areas where floors are subject to flooding type cleaning or where normal operations release or discharge water or other liquid waste on the floor.~~
 - ~~(5) Provide that there is not backflow from, or cross connection between, piping systems that discharge waste water or sewage and piping systems that carry water for food or food manufacturing.~~
- ~~(c) **Sewage Disposal.** Sewage disposal shall be made into an adequate sewerage system or disposed of through other adequate means.~~
- ~~(d) **Toilet Facilities.** Each plant shall provide its employees with adequate, readily accessible toilet facilities. Compliance with this requirement may be accomplished by:~~
 - ~~(1) Maintaining the facilities in a sanitary condition.~~
 - ~~(2) Keeping the facilities in good repair at all times.~~
 - ~~(3) Providing self closing doors.~~
 - ~~(4) Providing doors that do not open into areas where food is exposed to airborne contamination, except where alternate means have been taken to protect against such contamination (such as double doors or positive air flow systems).~~
- ~~(e) **Hand Washing Facilities.** Hand washing facilities shall be adequate and convenient and be furnished with running water at a temperature of at least 100°F (38°C). Hand washing sinks shall~~

~~be designated for hand washing only and shall not be used for other purposes. Compliance with this requirement may be accomplished by providing:~~

- ~~(1) Hand washing and, where appropriate, hand sanitizing facilities at each location in the plant where good sanitary practices require employees to wash and/or sanitize their hands.~~
 - ~~(2) Effective hand cleaning and sanitizing preparations.~~
 - ~~(3) Sanitary towel service or suitable drying devices.~~
 - ~~(4) Devices or fixtures, such as water control valves, so designed and constructed to protect against recontamination of clean, sanitized hands.~~
 - ~~(5) Readily understandable signs directing employees handling unprotected food, unprotected food packaging materials, or food contact surfaces to wash and, where appropriate, sanitize their hands before they start work, after each absence from post of duty, and when their hands may have become soiled or contaminated. These signs may be posted in the processing room(s) and in all other areas where employees may handle such food, materials, or surfaces.~~
 - ~~(6) Refuse receptacles that are constructed and maintained in a manner that protects against contamination of food.~~
- (f) **Rubbish and Offal Disposal.** Rubbish and any offal shall be so conveyed, stored, and disposed of as to minimize the development of odor, minimize the potential for the waste becoming an attractant and harborage or breeding place for pests, and protect against contamination of food, food contact surfaces, water supplies, and ground surfaces.

Section 7.0—*Equipment and Utensils*

7.1 All plant equipment and utensils shall be so designed and of such material and workmanship as to be adequately cleanable, and shall be properly maintained.

- ~~(a) The design, construction, and use of equipment and utensils shall preclude the adulteration of food with lubricants, fuel, metal fragments, contaminated water, or any other contaminants.~~
 - ~~(b) All equipment should be so installed and maintained as to facilitate the cleaning of the equipment and of all adjacent spaces.~~
 - ~~(c) Food contact surfaces shall be corrosion resistant when in contact with food. They shall be made of nontoxic materials and designed to withstand the environment of their intended use and the action of food, and, if applicable, cleaning compounds and sanitizing agents. Food contact surfaces shall be maintained to protect food from being contaminated by any source, including unlawful indirect food additives.~~
- 7.2 Seams on food contact surfaces shall be smoothly bonded or maintained so as to minimize accumulation of food particles, dirt, and organic matter and thus minimize the opportunity for growth of microorganisms.
- 7.3 Equipment that is in the manufacturing or food handling area and that does not come into contact with food shall be so constructed that it can be kept in a clean condition.
- 7.4 Holding, conveying, and manufacturing systems, including gravimetric, pneumatic, closed, and automated systems, shall be of a design and construction that enables them to be maintained in an appropriate sanitary condition.

- 7.5 ~~Each freezer and cold storage compartment used to store and hold food capable of supporting growth of microorganisms shall be fitted with an indicating thermometer, temperature measuring device, or temperature recording device so installed as to show the temperature accurately within the compartment, and should be fitted with an automatic control for regulating temperature or with an automatic alarm system to indicate a significant temperature change in a manual operation.~~
- 7.6 ~~Instruments and controls used for measuring, regulating, or recording temperatures, pH, acidity, water activity, or other conditions that control or prevent the growth of undesirable microorganisms in food shall be accurate and adequately maintained, and adequate in number for their designated uses.~~
- 7.7 ~~Compressed air or other gases mechanically introduced into food or used to clean food contact surfaces or equipment shall be treated in such a way that food is not contaminated with unlawful indirect food additives.~~

Section 8.0 — ~~Production and Process Controls~~

- 8.1 ~~All operations in the receiving, inspecting, transporting, segregating, preparing, manufacturing, packaging, and storing of food shall be conducted in accordance with adequate sanitation principles.~~
- (a) ~~Appropriate quality control operations shall be employed to ensure that food is suitable for human consumption and that food packaging materials are safe and suitable. Foods shall also be produced and labeled to comply with 21 CFR Part 101 *Food Labeling* and the Food Allergen Labeling and Consumer Protection Act of 2004 (Public Law 108-282, Title II).~~
 - (b) ~~Overall sanitation of the plant shall be under the supervision of one or more competent individuals assigned responsibility for this function.~~
 - (c) ~~All reasonable precautions shall be taken to ensure that production procedures do not contribute contamination from any source. Chemical, microbial, or extraneous material testing procedures shall be used where necessary to identify sanitation failures or possible food contamination.~~
 - (d) ~~All food that has become contaminated to the extent that it is adulterated within the meaning of these Regulations shall be rejected, or if permissible, treated or processed to eliminate the contamination.~~

8.2 Raw Materials and Other Ingredients

- (a) ~~Raw materials and other ingredients shall be inspected and segregated or otherwise handled as necessary to ascertain that they are clean and suitable for processing into food and shall be stored under conditions that will protect against contamination and minimize deterioration.~~
 - (1) ~~Raw materials shall be washed or cleaned as necessary to remove soil or other contamination.~~
 - (2) ~~Water used for washing, rinsing, or conveying food shall be safe and of adequate sanitary quality.~~
 - (3) ~~Water may be reused for washing, rinsing, or conveying food if it does not increase the level of contamination of the food.~~
 - (4) ~~Containers and carriers of raw materials should be inspected on receipt to ensure that their condition has not contributed to the contamination or deterioration of food.~~
- (b) ~~Raw materials and other ingredients shall either not contain levels of microorganisms that may produce food poisoning or other disease in humans, or they shall be pasteurized or otherwise~~

~~treated during manufacturing operations so that they no longer contain levels that would cause the product to be adulterated within the meaning of these regulations. Compliance with this requirement may be verified by any effective means, including purchasing raw materials and other ingredients under a supplier's guarantee or certification.~~

- ~~(c) Raw materials and other ingredients susceptible to contamination with aflatoxin or other natural toxins shall comply with RIGL §21-31-13, these Regulations and applicable action levels/regulations for poisonous or deleterious substances promulgated by the FDA before these materials or ingredients are incorporated into finished food. Compliance with this requirement may be accomplished by purchasing raw materials and other ingredients under a supplier's guarantee or certification, or may be verified by analyzing these materials and ingredients for aflatoxins and other natural toxins.~~
- ~~(d) Raw materials, other ingredients, and rework susceptible to contamination with pests, undesirable microorganisms, or extraneous material shall comply with the provisions of §10.0 of these Regulations regarding defect action levels for natural or unavoidable defects if a manufacturer wishes to use the materials in manufacturing food. Compliance with this requirement may be verified by any effective means, including purchasing the materials under a supplier's guarantee or certification, or examination of these materials for contamination.~~
- ~~(e) Raw materials, other ingredients, and rework shall be held in bulk, or in containers designed and constructed so as to protect against contamination and shall be held at such temperature and relative humidity and in such a manner as to prevent the food from becoming adulterated within the meaning of these Regulations. Material scheduled for rework shall be identified as such.~~
- ~~(f) Frozen raw materials and other ingredients shall be kept frozen. If thawing is required prior to use, it shall be done in a manner that prevents the raw materials and other ingredients from becoming adulterated within the meaning of these Regulations.~~
- ~~(g) Liquid or dry raw materials and other ingredients received and stored in bulk form shall be held in a manner that protects against contamination.~~

8.3 Manufacturing Operations.

- ~~(a) Equipment and utensils and finished food containers shall be maintained in an acceptable condition through appropriate cleaning and sanitizing, as necessary. Insofar as necessary, equipment shall be taken apart for thorough cleaning.~~
- ~~(b) All food manufacturing, including packaging and storage, shall be conducted under such conditions and controls as are necessary to minimize the potential for the growth of microorganisms, or for the contamination of food. One way to comply with this requirement is careful monitoring of physical factors such as time, temperature, humidity, a_w , pH, pressure, flow rate, and manufacturing operations such as freezing, dehydration, heat processing, acidification, and refrigeration to ensure that mechanical breakdowns, time delays, temperature fluctuations, and other factors do not contribute to the decomposition or contamination of food.~~
- ~~(c) Food that can support the rapid growth of undesirable microorganisms, particularly those of public health significance, shall be held in a manner that prevents the food from becoming adulterated within the meaning of these Regulations. Compliance with this requirement may be accomplished by any effective means, including:~~
 - ~~(1) Maintaining refrigerated foods at 41°F (5°C) or below as appropriate for the particular food involved.~~
 - ~~(2) Maintaining frozen foods in a frozen state.~~

- (3) Maintaining hot foods at 140°F (60°C) or above.
- (4) Heat treating acid or acidified foods to destroy mesophilic microorganisms when those foods are to be held in hermetically sealed containers at ambient temperatures.
- (d) ~~Measures such as sterilizing, irradiating, pasteurizing, freezing, refrigerating, controlling pH or controlling a_w that are taken to destroy or prevent the growth of undesirable microorganisms, particularly those of public health significance, shall be adequate under the conditions of manufacture, handling, and distribution to prevent food from being adulterated within the meaning of these Regulations.~~
- (e) ~~Work in process shall be handled in a manner that protects against contamination.~~
- (f) ~~Effective measures shall be taken to protect finished food from contamination by raw materials, other ingredients, or refuse.~~
 - (1) ~~When raw materials, other ingredients, or refuse are unprotected, they shall not be handled simultaneously in a receiving, loading, or shipping area if that handling could result in contaminated food.~~
 - (2) ~~Food transported by conveyor shall be protected against contamination as necessary.~~
- (g) ~~Equipment, containers, and utensils used to convey, hold, or store raw materials, work in process, rework, or food shall be constructed, handled, and maintained during manufacturing or storage in a manner that protects against contamination.~~
- (h) ~~Effective measures shall be taken to protect against the inclusion of metal or other extraneous material in food. Compliance with this requirement may be accomplished by using sieves, traps, magnets, electronic metal detectors, or other suitable effective means.~~
- (i) ~~Food, raw materials, and other ingredients that are adulterated within the meaning of these Regulations shall be disposed of in a manner that protects against the contamination of other food. If the adulterated food is capable of being reconditioned, it shall be reconditioned using a method that has been proven to be effective or it shall be reexamined and found not to be adulterated within the meaning of these Regulations before being incorporated into other food.~~
- (j) ~~Mechanical manufacturing steps such as washing, peeling, trimming, cutting, sorting and inspecting, mashing, dewatering, cooling, shredding, extruding, drying, whipping, defatting, and forming shall be performed so as to protect food against contamination. Compliance with this requirement may be accomplished by providing adequate physical protection of food from contaminants that may drip, drain, or be drawn into the food. Protection may be provided by adequate cleaning and sanitizing of all food contact surfaces, and by using time and temperature controls at and between each manufacturing step.~~
- (k) ~~Heat blanching, when required in the preparation of food, should be effected by heating the food to the required temperature, holding it at this temperature for the required time, and then either rapidly cooling the food (from 135°F (57°C) to 70°F (21°C) within two (2) hours, and from 135°F (57°C) to 41°F (5°C) within a total of six (6) hours) or passing it to subsequent manufacturing without delay.~~
 - (1) ~~Thermophilic growth and contamination in blanchers should be minimized by the use of adequate operating temperatures and by periodic cleaning.~~
 - (2) ~~Where the blanched food is washed prior to filling, water used shall be safe and of adequate sanitary quality.~~

- (l) ~~Batters, breadings, sauces, gravies, dressings, spices and other similar preparations shall be treated or maintained in such a manner that they are safe and protected against contamination. Compliance with this requirement may be accomplished by any effective means, including one or more of the following:~~
 - ~~(1) Using ingredients free of contamination and verified by testing.~~
 - ~~(2) Employing adequate heat processes where applicable.~~
 - ~~(3) Using adequate time and temperature controls minimizing time food is in temperature danger zone of 41°F (5°C) to 140°F (60°C).~~
 - ~~(4) Providing adequate physical protection of components from contaminants that may drip, drain, or be drawn into them.~~
 - ~~(5) Cooling to an adequate temperature within an appropriate time frame [from 135°F (57°C) to 70°F (21°C) within two (2) hours, and from 135°F (57°C) to 41°F (5°C) within a total of six (6) hours] during manufacturing.~~
 - ~~(6) Disposing of batters at appropriate intervals to protect against the growth of microorganisms.~~
- (m) ~~Filling, assembling, packaging, and other operations shall be performed in such a way that the food is protected against contamination. Compliance with this requirement may be accomplished by any effective means, including:~~
 - ~~(1) Use of a quality control operation in which the critical control points are identified and controlled during manufacturing.~~
 - ~~(2) Adequate cleaning and sanitizing of all food contact surfaces and food containers.~~
 - ~~(3) Using materials for food containers and food packaging materials that are safe and suitable, as defined in these Regulations.~~
 - ~~(4) Providing physical protection from contamination, particularly airborne contamination.~~
 - ~~(5) Using sanitary handling procedures.~~
- (n) ~~Food such as, but not limited to, dry mixes, nuts, intermediate moisture food, and dehydrated food, that relies on the control of a_w for preventing the growth of undesirable microorganisms shall be processed to and maintained at a safe moisture level. Compliance with this requirement may be accomplished by any effective means, including employment of one or more of the following practices:~~
 - ~~(1) Monitoring the a_w of food.~~
 - ~~(2) Controlling the soluble solids water ratio in finished food.~~
 - ~~(3) Protecting finished food from moisture pickup, by use of a moisture barrier or by other means, so that the a_w of the food does not increase to an unsafe level.~~
- (o) ~~Food such as, but not limited to, acid and acidified food, that relies principally on the control of pH for preventing the growth of undesirable microorganisms shall be monitored and maintained at a pH of 4.6 or below. Compliance with this requirement may be accomplished by any effective means, including employment of one or more of the following practices:~~
 - ~~(1) Monitoring the pH of raw materials, food in process, and finished food.~~
 - ~~(2) Controlling the amount of acid or acidified food added to low acid food.~~

- (p) ~~When ice is used in contact with food, it shall be made from water that is safe and of adequate sanitary quality, and shall be used only if it has been manufactured in accordance with current good manufacturing practice as outlined in these Regulations.~~
- (q) ~~Food manufacturing areas and equipment used for manufacturing human food should not be used to manufacture nonhuman food-grade animal feed or inedible products, unless there is no reasonable possibility for the contamination of the human food.~~

Section 9.0 — *Warehousing and Distribution*

~~9.1 Storage and transportation of finished food shall be under conditions that will protect food against physical, chemical, and microbial contamination as well as against deterioration of the food and the container.~~

9.2 ~~Special Requirements Pertaining to a Farm Warehouse.~~

- (a) ~~A farm warehouse shall not further process any meat items. This includes, but is not limited to, opening packages and handling exposed product, relabeling product, applying net weights or repackaging product.~~
- (b) ~~A farm warehouse shall:~~
 - (1) ~~Register with the Food Safety and Inspection Service (FSIS) of the U.S. Department of Agriculture (USDA) as a meat handler pursuant to 9 CFR §320.5, and comply with all applicable USDA requirements.~~
 - (2) ~~Register with the Department as a food business pursuant to RIGL §21-27-10.~~
 - (3) ~~Utilize only slaughtering and processing facilities approved by the USDA and operated in compliance with 21 U.S.C. §§601-695.~~
 - (4) ~~Ensure that all meat products stored and transported by the facility meet all labeling requirements as set forth in 9 CFR §317.~~
 - (i) ~~These products shall be labeled at the USDA inspected establishment where the product was produced;~~
 - (ii) ~~Labeling requirements include: product name, statement of ingredients, inspection legend, net weight statement, company name and address, and safe handling statement; and~~
 - (iii) ~~Each individual meat item sold shall bear all required labeling on the outermost container as packaged.~~
 - (5) ~~Ensure that meat products are handled and stored under acceptable conditions/practices which will prevent unsanitary conditions and the misbranding and/or adulteration of the meat products.~~
 - (6) ~~Ensure that storage units, such as coolers or freezers, are:~~
 - (i) ~~Dedicated for the meat products that will be offered for sale; and~~
 - (ii) ~~Indoors, clean, in good repair and are able to keep meat products frozen or below 41°F (5°C).~~
 - (7) ~~Ensure that vehicles, refrigerators and/or chest type freezers used for transport of fresh or frozen meat products are in good working condition, able to keep meat products frozen or~~

below 41°F (5°C), designed to prevent unsanitary conditions and capable of maintaining all meat products in a safe, wholesome condition.

- (8) ~~Ensure that adequate pest control measures are taken to maintain sanitary conditions in the area where meat products are stored.~~
- (9) ~~Ensure that all returned/damaged meat products are placed in a designated, identified “Returned/Damaged Product” area until proper disposition/disposal can be made. Meat products missing the marks of inspection or other required labeling information are considered misbranded and shall not be sold.~~
- (c) ~~Notwithstanding the requirements of §6.1(a) of these Regulations, a farm warehouse shall only be required to ensure that any water that contacts food contact surfaces is safe and of adequate sanitary quality.~~

Section 10.0 ~~Natural or Unavoidable Defects In Food For Human Use That Present No Health Hazard – Defect Action Levels~~

~~10.1 Some foods, even when produced under current good manufacturing practice, contain natural or unavoidable defects that at low levels are not hazardous to health. The FDA establishes maximum levels for these defects in foods produced under current good manufacturing practice and uses these levels in deciding whether to recommend regulatory action³.~~

~~10.2 Defect action levels are established for foods whenever it is necessary and feasible to do so. These levels are subject to change upon the development of new technology or the availability of new information.~~

~~10.3 Compliance with defect action levels does not excuse violation of the requirement of RIGL Chapter 21-31 that food not be prepared, packed, or held under unsanitary conditions or the requirements of these Regulations that food manufacturers, distributors, and holders shall observe current good manufacturing practice. Evidence indicating that such a violation exists causes the food to be adulterated within the meaning of these Regulations, even though the amounts of natural or unavoidable defects are lower than the currently established defect action levels. The manufacturer, distributor, and holder of food shall at all times utilize quality control operations that reduce natural or unavoidable defects to the lowest level currently feasible.~~

~~10.4 The mixing of a food containing defects above the current defect action level with another lot of food is not permitted and renders the final food adulterated within the meaning of these Regulations, regardless of the defect level of the final food.~~

Section 11.0 ~~Adoption by Reference~~

~~11.1 Federal Food, Drug, and Cosmetic Act: §201(ff) [21 USC §321 *Definitions*], §301(e), (v) [21 USC §331 *Prohibited Acts*], §304 [21 USC §334 *Seizure*], §401 [21 USC §341 *Definitions and Standards for Food*], §403 [21 USC §343 *Misbranded Food*], §413 [21 USC §350b *New Dietary Ingredients*], §701 [21 USC §371 *Regulations and Hearings*], §703 [21 USC §373 *Records of Interstate*~~

³ The current Defect Action Levels handbook may be downloaded from the FDA Center for Food Safety and Applied Nutrition website:

<http://www.fda.gov/Food/GuidanceComplianceRegulatoryInformation/GuidanceDocuments/Sanitation/ucm056174.htm>.

~~Shipment]~~ and §704 [21 USC §374—*Factory Inspection*] are adopted by reference except where provisions of these Regulations may specify different requirements.

~~11.2 Code of Federal Regulations: 21 CFR Parts 1.20 1.24, 7.1 7.13, 7.40 7.59, 70.20 70.25, 73.173.615, 74.101 706, 81, 82.3 82.706, 100.155, 101 (except 101.69 and 101.108), 102 (except 102.19), 104, 105, 106 (except 106.120), 107 (except 107.200 280), 108.25 108.35, 109 130 (except 130.5 6 and 130.17), 131 170 (except 170.6, 170.15, and 170.17), 172 178, and 180 190 are adopted by reference, except where provisions of these Regulations may specify different requirements.~~

Section 12.0 *Compliance and Enforcement*

12.1 Enforcement Options

- (a) ~~The Director may pursue any combination of the following administrative and judicial enforcement actions, depending upon the circumstances and gravity of each case:~~
 - (1) ~~Confiscation of food pursuant RIGL §21-27-4;~~
 - (2) ~~Notice to cease business pursuant RIGL §21-27-5;~~
 - (3) ~~Penalties for violations pursuant to RIGL §21-27-9 and/or RIGL §21-31-5;~~
 - (4) ~~Administrative fines pursuant RIGL §21-27-11.11;~~
 - (5) ~~Embargo, condemnation and destruction of adulterated food pursuant RIGL §21-31-6;~~
 - (6) ~~Penalties for obstruction of inspections or examinations pursuant to RIGL §23-1-19;~~
 - (7) ~~Compliance orders pursuant to RIGL §23-1-20;~~
 - (8) ~~Immediate compliance orders pursuant to RIGL §23-1-21;~~
 - (9) ~~Enforcement of compliance orders pursuant to RIGL §23-1-23;~~
 - (10) ~~Criminal penalties pursuant to RIGL §23-1-25; and~~
 - (11) ~~Revocation, suspension, or other disciplinary action pursuant to RIGL §21-27-10(e) regarding a registration issued in accordance with RIGL §21-27-10.~~
- (b) ~~The imposition of one or more remedies and/or penalties provided in §12.1(a) of these regulations shall not prevent the Director from jointly exercising any other remedy or penalty available to him or her by statute or regulation.~~
- (c) **Consent Agreement/Order.** ~~Nothing in these Regulations shall preclude the Director from resolving outstanding violations or penalties through a Consent Agreement or Consent Order at any time he or she deems appropriate.~~

~~12.2 All hearings and reviews required under the provisions of RIGL §21-31-7, RIGL §22-1-22 or these Regulations shall be held in accordance with the provisions of the *Rules and Regulations of the Rhode Island Department of Health Regarding Practices and Procedures Before the Department of Health and Access to Public Records of the Department of Health (R42-35-PP)*.~~

Section 13.0 *Severability*

~~13.1 If any provision of these Regulations or the application thereof to any person or circumstances shall be held invalid, such invalidity shall not affect the provisions or application of these Regulations~~

~~which can be given effect, and to this end the provisions of these Regulations are declared to be severable.~~

FoodManufacturing_Final_August2012.doc
Tuesday, 14 August 2012